

**STATE OF MAINE
124th LEGISLATURE
SECOND REGULAR SESSION**

**Final Report
of the
Legal and Veterans' Affairs Committee
Review of Slot Machines**

December 2010

Staff:

**Danielle Fox, Legislative Analyst
Office of Policy & Legal Analysis
13 State House Station
215 Cross Building
Augusta, ME 04333-0013
(207) 287-1670
www.maine.gov/legis/opla**

Members:

**Senator Nancy B. Sullivan, Chair
Representative Pamela Jabar Trinward, Chair
Senator Seth A. Goodall
Senator Debra D. Plowman
Representative John L. Tuttle, Jr.
Representative Linda M. Valentino
Representative Michael E. Carey
Representative Alexander Cornell Du Houx
Representative Diane Russell
Representative Stacey Allen Fitts
Representative Wright H. Pinkham, Sr.
Representative Joan M. Nass
Representative Michael G. Beaulieu**

Table of Contents

	Page
I. Introduction	1
II. Background	2
III. Findings	6
IV. Recommendations	7

Appendices

- A. LD 1671, Public Law 2009, Chapter 571, Part FFF (pages 1-4)
- B. Allocation of Funds (pages 5-8)
- C. Spreadsheet of Slot Revenue, provided by Hollywood Slots Hotel and Raceway (pages 9-18)
- D. Flow Chart of Racino Revenue (pages 19-22)
- E. Statutory Cite for Fund Receiving Net Slot Revenue (pages 23-30)
- F. Reports of Slot Revenue Recipients (pages 31-178)
- G. Websites for LD 1371 (22003); LD 1820; and Written Testimony Presented at the September 27, 2010 Meeting (pages 179-182)
- H. Recommended Legislation (pages 183-188)

INTRODUCTION

Public Law 2009 chapter 571, Part FFF (see appendix A) was enacted by the Second Regular Session of the 124th Legislature as part of the “supplemental budget.” Part FFF has two primary components relative to the allocation of slot machine revenue as required by 8 MRSA §1036 (see appendix B). First, it requires reporting to the Joint Standing Committees on Legal and Veterans’ Affairs and Appropriations and Financial Affairs from recipients of slot revenue allocation by September 15th of each year. This report is required to include historical allocation and expenditure information beginning with the fiscal year 2005-06, when the racino that operates slot machines began operations.

The funds listed in Part FFF required to submit the annual reports are as follows:

- The Fund to Supplement Harness Racing Purses (Title 8 section 298);
- The Sire Stakes Fund (Title 8, section 281);
- The Agricultural Fair Support Fund (Title 7, section 91);
- The University of Maine System Scholarship Fund (Title 20-A, section 10909);
- The Maine Community College System for scholarship distribution (in accordance with Title 20-A, section 12716);
- The Fund to Encourage Racing at Maine’s Commercial Tracks (Title 8, section 299); and
- The Fund to Stabilize Off-track Betting Facilities (Title 8, section 300).

The second component of Part FFF directed the Joint Standing Committee on Legal and Veterans’ Affairs to conduct a review of the allocation of funds required by current law and to make recommendations that address an appropriate framework for ongoing review of slot machine revenue allocation. This framework would provide for consideration of the adequacy of distribution of revenue among existing and potential new purposes and to compare to the principles of allocation of slot revenue or future casinos with the intent of the voters who approved the operation of gambling facilities.

The Legal and Veterans’ Affairs Committee was authorized to hold four meetings to accept the initial slot revenue recipient reports, conduct its review and make recommendations. The first meeting was held on August 17th when the committee reviewed the current law that provides for the allocation of slot machine revenue, a description of the funds that receive revenue, the original allocation that was part of the 2003 citizen initiative that first authorized the operation of slot machines and a history of dollars distributed since the slot machine facility in Bangor began operating in November of 2005. Committee members also communicated to slot revenue recipient’s specific information that they wished to be included in the revenue recipient reports due on September 15th. The second meeting was held on September 27th. All of the reports requested or required in accordance with Part FFF were received by the September 15th deadline with the exception of the report from the off-track betting facility in Sanford and the commercial harness racing track in Scarborough (these reports were received just prior to the committee’s third meeting). The committee allowed for presentation of the reports, a question and answer period and an opportunity for anyone in attendance to offer comment on the allocation of racino revenue. The third meeting of the committee was held on October 13th. At this meeting the committee reviewed a flow chart that shows the distribution of slot machine revenue including secondary distributions prescribed by statute, like the Harness Racing Commission Operating account and

agricultural fair premiums (see appendix D). A framework for reporting was proposed and statutory changes were recommended. The final meeting, held on November 16, 2010 allowed for review of the recommendations made in this report.

BACKGROUND

The 2003 Citizen’s Initiative and LD 1820

In November of 2003, Maine voters supported a measure placed on the ballot as a result of a citizen’s initiative that proposed to allow the operation of slot machines at existing commercial harness racing tracks. The vote was 272,394 to 242,490 in favor of the measure. The question read:

“Do you want to allow slot machines at certain commercial horse racing tracks if part of the proceeds are used to lower prescription drug costs for the elderly and disabled, and for scholarships to the state universities and technical colleges?”

The law that passed was originally proposed as LD 1371 (see appendix G) An Act to Allow Slot Machines at Commercial Horse Racing Tracks. Soon after the commencement of the Second Regular Session of the 121st Legislature in January 2004, Governor Baldacci submitted LD 1820 An Act to Establish the Gambling Control Board to License and Regulate Slot Machines at Commercial Harness Racing Tracks. LD 1820 repealed LD 1371 and replaced it with a broader regulatory framework that included the establishment of the Gambling Control Board within the Department of Public Safety and prescribed a distribution of slot machine revenue that built upon the distribution established by LD 1371. The following shows a comparison of the distributions of slot machine revenue in each bill:

Initiated Bill 2003 c. 1 (LD 1371)	Current Law as enacted by LD 1820 PL 2003 c. 687
<p>No “coin in” – all distributions are from slot revenue after prize pay-outs</p> <ul style="list-style-type: none"> • 1% to board for administrative expenses (they are authorized to expend up to \$250,000 of that for gambling addiction services) • 7% to harness racing purses (all tracks) • 1% to Sire Stakes Fund • 3% Agricultural Fair Support Funds • 10% to Fund for a Healthy Maine for prescription drugs for the elderly • 2% to University of Maine System scholarships via FAME • 1% to Community College System via Board of Trustees <p>(Total 25% of net slot revenue – *IB language referred to this as “gross revenue” meaning coin-in minus pay back to players)</p>	<ul style="list-style-type: none"> • One percent of the gross revenue or “coin-in” goes directly to the state to cover administrative and enforcement costs. • The remaining net slot machine income (gross revenue after player payouts) is divided, with 61% going to the slot machine operator and 39% to be distributed as follows: <ul style="list-style-type: none"> ○ 3 % to the General Fund for administrative expenses of the board, including gambling addiction counseling services; ○ 10% to supplement harness racing purses; ○ 3 % to the Sire Stakes Fund to support breeding of Maine Standardbred horses; ○ 3 % to the Agricultural Fair Support Fund; ○ 10% to the Fund for a Healthy Maine for prescription drug benefits for the elderly; ○ 2% for University of Maine System scholarships; ○ 1% for Maine Community College System scholarships; ○ 4% to the Fund to Encourage Racing at Maine's Commercial Tracks; ○ 2% to the Fund to Stabilize Off-track Betting Facilities, to be reduced to 1% after 4 years with the remaining 1% going back to the General Fund; and ○ 1% to the host municipality.

The changes made by LD 1820 to the distribution framework, often referred to as the “cascade,” primarily benefitted the harness racing industry and the general fund.

Slot Revenue Recipients

The Fund to Supplement Harness Racing Purses: This fund was enacted as part of LD 1820 and receives 10% of the net slot revenue that is distributed in accordance with Title 8, section 1036. It provides funds to supplement harness racing purses for races conducted at commercial tracks and agricultural fairs. The fund is distributed using a formula that multiplies the amount of money available in the fund by the number of race dashes assigned to each track as divided by the total number of race dashes assigned to all of the tracks. The two commercial tracks get the bulk of the fund. In 2009, the commercial track in Scarborough received 53.5% of the distribution and the commercial track in Bangor received 23.1% of the distributions from this fund. Ten agricultural fairs divided the remaining distribution of 23.4%.

The Sire Stakes Fund/Standardbred Horses: This fund was established prior to the enactment of LD 1820. It receives a portion of the handle (wagers placed on live harness and simulcast races) that is distributed among members of the live racing and simulcast industry in Maine. The distribution of the live racing and simulcast handle is dictated by Maine Revised Statutes Annotated Title 8, section 286. In addition to the percentage of the harness racing handle, under LD 1820 this fund receives 3% of the net revenue from slot machines. The slot machine revenue distributions are deposited by the Department of Agriculture, Conservation and Forestry into a trust account entitled the Sire Stakes Fund. The statutory purpose of the fund is to encourage and promote the breeding of a strain of Maine Standardbred horses. The disbursements from the fund are required to be directed toward supplementing harness racing purses and the costs of administration of the standard breeder program.

The Agricultural Fair Support Fund: This fund was enacted as part of LD 1820 and receives 3% of the net slot machine revenue distribution. This fund covers the cost of administration for the Fair Coordinator within the Department of Agriculture, Conservation and Forestry and benefits harness racing and fairs generally. After the department’s administrative costs, 34% of the fund is distributed to commercial tracks and agricultural fairs that conduct harness racing for purse supplements. It is disbursed using the same formula as the Fund to Supplement Harness Racing purses that is based on the number of dashes run at each track. In 2009, commercial tracks received about 77% of the disbursements from this fund while 9 agricultural fairs shared the remaining 23% of the purse supplement portion of the fund. The other purpose of the Agricultural Fair Support fund, to which 66% of the distribution is dedicated, is to pay fair premiums. Premiums are essentially prizes or awards paid to exhibitors at agricultural fairs ranging from livestock displays to pulling contests to canned goods.

The Fund for a Healthy Maine – Prescription Drugs for the Elderly and Disabled Program: This fund was established prior to the enactment of LD 1820. The Drugs for the Elderly (DEL) program receives funding from other sources in addition to its 10% share of net slot machine revenues. This Department of Health and Human Services administered program pays for all or part of the costs of certain prescription drugs for Maine residents who live at or below the federal poverty line and are age 62 or older or age 19 or older and medically eligible disabled. In 2010, the Legislature passed LD 1668 An Act to Implement the Recommendation of the Initiative to

Streamline State Government (Public Law 2009 c.462) that imposed a temporary cap on slot machine revenue allocated to this fund. Through the year 2012, any money in excess of \$4.5 million distributed from net slot machine revenue is forwarded to the general fund as undedicated revenue.

University of Maine System Scholarships: This fund receives 2% of the distribution of net slot machine revenue in accordance with Title 8 section 1036. All revenues credited to this fund are required to be distributed as need-based scholarships for students who are Maine residents attending the University of Maine System. The fund is under the jurisdiction and control of the Board of Trustees of the University of Maine System. Costs of administering these scholarships may not be paid for using scholarship funds.

Maine Community College System Scholarships: This fund receives 1% of the distribution of net slot machine revenue in accordance with Title 8 section 1036. Funds distributed to the system are directed to be used in accordance with scholarship guidelines set forth in statute for the Maine Community College System. These guidelines direct the Board of Trustees of the System to award scholarships based on individual need and worth. Recipients must demonstrate they can complete a course of study successfully, support the expenses of their education and show need of financial assistance.

The Fund to Encourage Racing at Maine's Commercial Tracks: This fund was created with the enactment of LD 1820 and receives 4% of the distribution of net slot machine revenue in accordance with Title 8 section 1036. This fund provides a straight distribution to commercial tracks proportional to the race days conducted by each track. In 2009, the commercial track in Scarborough received approximately 67% of the disbursement while the commercial track in Bangor received the remaining 33%. There is no statutory purpose assigned to this fund. In the event that all commercial tracks operating in the state are authorized to operate slot machines, the distribution to the fund ends.

The Fund to Stabilize Off-track Betting Facilities: This fund was created with the enactment of LD 1820 and until November of 2009, received 2% of the distribution of net slot machine revenue. As of, November 2009, this fund receives 1% of the net slot revenue distribution in accordance with Title 8, section 1036. The money in the fund is disbursed equally among off-track betting facilities (OTBs) that were licensed to operate as of December 31, 2003. In 2009, funds were disbursed to four OTBs throughout the state in Sanford, Brunswick, Lewiston and Waterville. The reduction in the distribution to this fund was part of LD 1820 as enacted and was not reduced as the result of a subsequent legislative action. The general fund now receives the 1% distribution in addition to 3% of net slot machine revenue as prescribed by Title 8 section 1036.

In addition to the statutorily created funds and purposes, the host municipality of Bangor receives a 1% distribution of net slot machine revenue in accordance with Title 8 section 1036.

Revenue from the Operation of Slot Machines

The original initiative and LD 1820 both contained a provision that required local approval by referendum election between December 31, 2002 and December 31, 2003 and for a commercial track to be eligible for a slot machine operator license. Of the two commercial tracks in the state, one in Scarborough and one in Bangor, only Bangor received local approval during that time. So,

in November 2005 the new operators of Bangor Historic Track, Penn National Gaming, opened the Hollywood Slots slot machine facility with just under 500 slot machines. In July of 2008, Hollywood Slots expanded its operation to a newly constructed facility and increased the number of slot machines to 1000.

In its first full year of operation, 2006, the racino in Bangor generated approximately \$37.5 million in net revenue of which \$12.4 million was allocated to recipients in accordance with Title 8, section 1036. The racino also deposited 1% of the gross revenue or \$5.6 million to the general fund. By the end of 2009, now operating 1000 machines, the racino generated \$50.5 million in net revenue with \$17.3 million going to section 1036 recipients. In that year, the 1% of the gross deposited to the general fund was \$6.2 million. The general fund also receives a percentage of net revenue. For a chart of slot machine revenue, as provided by the racino in Bangor, see appendix C.

At its meeting, held on September 27, 2010, the Legal and Veterans' Affairs Committee received reports from slot machine revenue recipients required to report under Part FFF. In addition to the revenue and expense figures, the reports from members of the harness racing industry also pointed out the role that racino revenue plays in keeping their businesses going. They cited competition for gambling dollars by the expanded state lottery, illegal internet gambling and glitzy casinos within a short drive to the south, as factors that hinder their prosperity. The greater economic and cultural impacts were also central to the reports and were echoed by members of the public who testified during the open comment period of the meeting. Preservation of farmland and open-space, maintaining Maine's agricultural heritage and providing incentives for youth to enter into veterinary and farming careers are the immeasurable benefits of supporting the harness racing industry according to those who offered their comments to the committee. Supporters of the current allocation of slot revenue, relayed stories of farms that were about to be subdivided and sold as house lots that were able to be reclaimed as farmland because of the increased demand for hay, horse training and boarding of horses. They reported that this income allowed for improvements of barns, building of new stables, installation of fencing and the purchase of farm machinery, all to the economic benefit of the greater community.

The importance of the relationship between the members of the industry was stressed by those required to report and reiterated by members of the public who testified. According to their comments, each revenue recipient contributes to the greater goal of maintaining the harness racing tradition and agricultural heritage of the state. They cite the agricultural fairs' role in providing ongoing opportunities for racing and keeping the connection of Maine families to farm life, that for many, is several generations in their past. The commercial tracks, referred to by supporters as a lifeline to the industry, provide the economic incentive for horse owners and breeders to continue in the sport. Reports and comments stressed that off-track betting facilities provide the opportunity for those who can't attend live racing to place wagers on Maine races through simulcasting. The enhancement of purses paid to races running Maine Standardbred horses using dollars from the Sire Stakes Fund ensures that local owners and breeders are invested in the sport and that the industry is not relying on an out-of-state horse supply, according to many breeders who testified. Overall, supporters tried to convey the interconnectedness of the recipients of slot machine revenue and how each is critical to preserving their industry.

Reports were also presented regarding the Drugs for the Elderly Program within the Fund for a Healthy Maine, scholarships for the University of Maine System and scholarships for the

Maine Community College System. Most of the testimony received related to the industry recipients of slot revenue, although there was some discussion among committee members seeking clarification of the funding of DEL and concern expressed that Maine Maritime Academy had been left out of the distribution that benefits the other state public institutions of higher education. All of the reports presented to the committee can be found in the appendix section of the report.

FINDINGS

After reviewing the allocation of slot machine revenue in accordance with Title 8, section 1036, accepting reports from those who receive slot machine revenue and hearing comment from members of the harness racing industry and the general public, the Joint Standing Committee on Legal and Veterans' affairs finds the following:

There has been limited reporting on the use of slot machine revenue allocated in accordance with Title 8, section 1036. Although the amount of revenue generated by the slot machine facility in Bangor has been consistently reported to the Legislature since it began operation in November of 2005, there has been very little information about how that money is spent by those who receive an allocation of slot machine revenue. During joint worksessions on previous biennial and supplemental budgets with the Joint Standing Committee on Appropriations and Financial Affairs, the Legal and Veterans' Affairs committee has been consistently questioned on the purpose of slot revenue allocations and whether or not that purpose is being served. Prior to this report, those questions have not been adequately addressed.

A majority of funds that receive slot revenue have no specific statutory requirements directing how they are to be spent. The Legal and Veterans' Affairs Committee recognizes that part of the intent of the allocation of slot revenue as proposed by the citizen initiative in 2003 and built upon by LD 1820 in 2004, was to support the harness racing industry that was suffering a decline because of the competition for gaming dollars by lotteries, out-of-state casinos and illegal internet gambling and the temptation to develop farm land into housing developments. However, the funds that are designated to provide that support, as described in statute, provide very little, if any, direction on how to spend the money it receives from the operation of slot machines in order to benefit the industry.

The Legislature should have measurable data to help it determine if the current distribution of slot machine revenue distributed is stabilizing or subsidizing the harness racing industry. In order to comply with the charge of Public Law 2009, chapter 571, Part FFF, to develop a framework of reporting that will permit the consideration of the adequacy of distribution of gaming revenue among existing and new potential purposes, the Legislature must have the necessary data to determine if the current allocation is serving the purpose of providing scholarships, providing assistance with prescription drug costs and stabilizing the harness racing industry. The Legal and Veterans Affairs Committee sees a distinction between stabilizing the harness racing industry and subsidizing it. There needs to be transparency and accountability among those who receive slot machine revenue so that the impact of these funds can be thoughtfully measured. Increases in attendance, purse sizes, and the number and amount wagers made at places where harness races are run or simulcast are important to measuring the benefit of the allocation. However, the extended benefits to agriculture, maintenance open farmland and general economy that harness racing provides can not be overlooked. Future reports will provide

recipients with the opportunity to show the value of the harness racing industry to the state and how slot machine revenue supports the purposes for which they were intended.

Voter intent is in the eye of the beholder. Although Part FFF directed this committee to create a reporting framework that takes into consideration principles of allocation consistent with the voters' intent, there is no objective way to determine the voter intent for the allocation of slot machine revenue. Depending on whether a person uses the actual initiative law proposed, the question posed to the voters or the campaign that was waged prior to election-day, the determination of voter intent could vary significantly.

It is difficult to establish a framework for future allocation of gaming revenue because of how racinos/casinos are authorized. To date, the authority to operate a gaming facility like a racino or a casino, has come via the citizen initiative process. Even though some members of the committee strongly support developing a standard of how future gaming revenue should be allocated, a specific percentage to the operator and a specific percentage to the general fund as undedicated revenue, as an example, the provisions of law enacted by citizen initiative are determined by those who apply to circulate petitions and collect signatures to get the measure on the ballot. The Legislature can always offer a competing measure or change the initiative after it becomes law to put this division of gaming revenue into statute, but that is perceived as politically unpalatable by some and an affront to the initiative process by others. However, the standard of reporting recommended in this report should be applied to all future distributions of gaming revenue.

RECOMMENDATIONS

The Legal and Veterans' Affairs committee is not making any recommendations to change the allocation of slot machine revenue. We are recommending a framework of reporting that will provide measurable data for a future Legislature to consider in the event changes to the allocation of revenue are proposed. The framework recommended by this report will focus primarily on harness racing industry recipients and is intended to demonstrate either an increase, decline or stabilizing of participation in the sport of harness racing.

Recipient reporting requirements – The committee recommends the following framework of reporting for harness racing industry recipients. These reports will be submitted directly to the Joint Standing Committees on Legal and Veterans Affairs and Appropriations and Financial Affairs. The first report is due December 1st, 2011. The first report must include the required data for the calendar years 2009, 2010 and up to November 2011. The Director of the Harness Racing Commission is encouraged to develop a format for these reports based on the recommended framework. The reports may include any additional information the slot revenue recipient chooses to offer to demonstrate the extended economic benefits of the industry and the non-dollar value recognized by supporting the harness racing industry.

Commercial track reports shall include:

- The number of people attending harness races;
- The number of individual wagers placed on live harness races, the average wager amount and the total amount wagered;

- The number of individual wagers placed on intra state simulcast races, the average wager amount and the total amount wagered;
- The number of individual wagers placed on inter-state simulcast races, the average wager amount and the total amount wagered;
- The number of Maine-based harness races exported via simulcast;
- The amount of the harness racing handle kept by the commercial track and the distribution of the handle to the state and industry recipients;
- The amount of money received from the handle distribution from wagers at other tracks and off-track betting facilities;
- The amount of revenue from each fund under section 1036 distributed to the commercial track;
- The name of the owner and the primary location of the company licensed to operate the commercial track;
- The number of employees, full-time and part-time, at the commercial track and the total payroll amount for all receiving compensation from the commercial track;
- The amount of dollars spent on capital improvements to the commercial track and related facilities and a description of those improvements. The first report should include the amount spent since November 2005 broken down annually. Subsequent annual reports should include the amount spent on capital improvements the previous calendar year.
- Operating costs for the commercial track;
- Profit and loss or depreciation figures for the commercial track; and
- Administrative costs to comply with reporting requirements and contributions to the Harness Racing Commission Operating Account.

Agricultural fairs that conduct harness racing shall include:

- The number of people attending the fair;
- The number of wagers placed on harness races and the total amount of dollars wagered;
- The number of races exported via simulcast signal;
- The number of full-time and part-time employees of the fair;
- Reimbursements provided to fair volunteers or other fair personnel;
- The amount of dollars spent on capital improvements at the fair location and a description of those improvements. The first report should include the amount spent since November 2005 broken down annually. Subsequent annual reports should include the amount spent on capital improvements the previous calendar year;
- Operating costs for the agricultural fair;
- The amount of the handle retained by the fair and the amount distributed to industry recipients;
- The amount of the handle from the industry received by the fair;
- The amount of revenue distributed in accordance with Title 8, section 1036; and
- Administrative costs to comply with reporting requirements and contributions to the Harness Racing Commission Operating Account.

Agricultural fairs generally, shall include:

- The amount of money spent on fair premiums using revenue allocated from slot machines;
- A detailed accounting of slot machine revenue not used for fair premiums, if any; and

- Administrative costs to comply with reporting requirements and contributions to the Harness Racing Commission Operating Account.

Standard breeders and owners report shall include:

- The number and geographic distribution of licensed breeders in the state;
- The number of horses bred by each breeder and the number of those horses actively racing in Maine;
- The number of horses bred under the program that race out-of-state;
- Whether the number of standard-bred horses in Maine is sufficient to meet the needs of harness races conducted in the state;
- The amount of money received from the allocation of slot machine revenue;
- The amount of money in the Sire Stakes Fund and the amount that is spent to supplement harness racing purses and the average purse amount;
- A detailed accounting of the other uses of the Sire Stakes fund, including direct payment to breeders, promotion contracts, advertising, Maine Harness Horsemen contract and administrative costs; and
- Administrative costs to comply with reporting requirements and contributions to the Harness Racing Commission Operating Account.

Off-track betting facilities reports shall include:

- The number of wagers placed on intra-state and inter-state simulcast races and the total dollar amount for each;
- The number of employees of the facility, full-time and part-time and the total payroll amount for all receiving compensation from the facility;
- The operating costs for the facility;
- The name and primary location of the company licensed to operate the off-track betting facility;
- The amount of dollars spent on capital improvements to the facility and a description of those improvements. The first report should include the amount spent since November 2005 broken down annually. Subsequent annual reports should include the amount spent on capital improvements the previous calendar year;
- The amount of the harness racing handle kept by the OTB and the distribution of the handle to the state and industry recipients;
- The amount of money received from the handle distribution from wagers at tracks and other off-track betting facilities;
- The amount of revenue from each fund under section 1036 distributed to the OTB; and
- Administrative costs to comply with reporting requirements and contributions to the Harness Racing Commission Operating Account.

Consideration of multiple forms of gambling

- Future Legislatures should consider the impact of new and expanded forms of gambling on existing forms, in particular non-profit gaming and off-track betting facilities. Non-profit gaming is critical to supporting the charitable causes to which they are benefitting and

which we all support. Off-track betting facilities, prior to the advent of racinos, provided a lifeline to the harness racing industry when it was desperately needed. The supportive role these forms of gaming have played in the larger gaming arena should be recognized when examining the distribution of future gaming revenue.

Other recommendations

- The Department of Public Safety, Gambling Control Board shall develop a system of reporting slot machine revenue and distributions that allows for verification of revenue reports provided by the slot machine facility operator.
- Future members of the policy committee that oversees gambling laws should conduct a literature review to examine the financial impact of illegal internet gambling on legal forms of gambling.
- Parameters should be established that help define what constitutes a capital improvement among slot revenue recipients.
- Some members of the committee recommend that future members of the policy committee that oversees gambling laws should consider the adequacy of funding for the Prescription Drugs for the Elderly Program and increasing the percentage of slot revenue distribution to UMS and MCCS scholarships and include Maine Maritime Academy in that distribution. In addition, future committee members should determine whether the slot revenue distributions are subsidizing or stabilizing the harness racing industry. If the funds are stabilizing the industry, a cap on the distributions should be considered along with discontinuing the distributions to off-track betting facilities.

APPENDIX A

LD 1671, Public Law 2009, Chapter 571, Part FFF

Appendix A

From LD 1671 Public Law 2009 Chapter 571 “Supplemental Budget”

PART FFF

Sec. FFF-1. 8 MRSA §1036, sub-§5 is enacted to read:

5. Annual report on use of funds. The Department of Agriculture, Food and Rural Resources, Harness Racing Commission, the University of Maine System and the Maine Community College System shall provide an annual report that includes a detailed explanation of how the funds received under subsection 2, paragraph B, C, D, F, G, H or I achieved specific objectives. The report must include detailed historical allocation and expenditure information beginning with fiscal year 2005-06. The reports must be submitted to the joint standing committees of the Legislature having jurisdiction over legal and veterans affairs and appropriations and financial affairs no later than September 15th of each year.

Sec. FFF-2. Review of slot machine revenue distribution. Upon approval of the Legislative Council, the Joint Standing Committee on Legal and Veterans Affairs shall review the current allocation of funds from slot machine facilities in the Maine Revised Statutes, Title 8, section 1036 and any other allocation of funds regarding casinos approved by the Legislature or the voters in the State and make recommendations for any necessary changes.

In conducting its review, the Joint Standing Committee on Legal and Veterans Affairs shall consult with interested groups as it considers appropriate. The committee's recommendations must address, at a minimum, the following issues:

1. The appropriate framework for ensuring thorough and regular reviews of the allocation of revenue from slot machine facilities or approved casinos that consider the adequacy of the distribution of revenue among existing and new potential uses and recipients; and
2. Principles for the allocation of revenue from slot machine facilities or approved casinos consistent with voters' intent.

The Joint Standing Committee on Legal and Veterans Affairs shall, no later than November 3, 2010, submit a report with implementing legislation to the First Regular Session of the 125th Legislature on the issues identified in this Part.

APPENDIX B

Allocation of Funds

Appendix B

8 §1036. ALLOCATION OF FUNDS

1. Distribution for administrative expenses of board. A slot machine operator shall collect and distribute 1% of gross slot machine income to the Treasurer of State for deposit in the General Fund for the administrative expenses of the board.

[2005, c. 663, §11 (AMD) .]

2. Distribution from commercial track. A slot machine operator shall collect and distribute 39% of the net slot machine income from slot machines operated by the slot machine operator to the board for distribution by the board as follows:

A. Three percent of the net slot machine income must be deposited to the General Fund for administrative expenses of the board in accordance with rules adopted by the board, except that of the amount calculated pursuant to this paragraph, the following amounts must be transferred annually to the Gambling Addiction Prevention and Treatment Fund established by Title 5, section 20006 - B:

- (1) For the fiscal year beginning July 1, 2011, \$50,000;
 - (2) For the fiscal year beginning July 1, 2012, \$50,000; and
 - (3) For the fiscal year beginning July 1, 2013 and for each fiscal year thereafter, \$100,000;
- [2009, c. 622, §2 (AMD) .]

B. Ten percent of the net slot machine income must be forwarded by the board to the Treasurer of State, who shall credit the money to the fund established in section 298 to supplement harness racing purses; [2005, c. 663, §12 (AMD) .]

C. Three percent of the net slot machine income must be credited by the board to the Sire Stakes Fund created in section 281; [2005, c. 663, §12 (AMD) .]

D. Three percent of the net slot machine income must be forwarded by the board to the Treasurer of State, who shall credit the money to the Agricultural Fair Support Fund established in Title 7, section 91; [2007, c. 466, Pt. A, §29 (RPR) .]

E. Ten percent of the net slot machine income must be forwarded by the board to the State Controller to be credited to the Fund for a Healthy Maine established by Title 22, section 1511 and segregated into a separate account under Title 22, section 1511, subsection 11, with the use of funds in the account restricted to the purposes described in Title 22, section 1511, subsection 6, paragraph E. For the fiscal years ending June 30, 2010, June 30, 2011 and June 30, 2012, the amount credited annually by the State Controller to the Fund for a Healthy Maine under this paragraph may not exceed \$4,500,000 annually and any funds in excess of \$4,500,000 annually during these fiscal years must be credited as General Fund undedicated revenue; [2009, c. 462, Pt. H, §1 (AMD) .]

F. Two percent of the net slot machine income must be forwarded by the board to the University of Maine System Scholarship Fund created in Title 20-A, section 10909; [2005, c. 663, §12 (AMD) .]

G. One percent of the net slot machine income must be forwarded by the board to the board of trustees of the Maine Community College System to be applied by the board of trustees to fund its scholarships program under Title 20-A, section 12716, subsection 1; [2005, c. 663, §12 (AMD) .]

H. Four percent of the net slot machine income must be forwarded by the board to the Treasurer of State, who shall credit the money to the Fund to Encourage Racing at Maine's Commercial Tracks, established in section 299; however, the payment required by this paragraph is terminated when all commercial tracks have obtained a license to operate slot machines in accordance with this chapter; [2005, c. 663, §12 (AMD) .]

I. Two percent of the net slot machine income must be forwarded by the board to the Treasurer of State, who shall credit the money to the Fund to Stabilize Off-track Betting Facilities established by section 300, as long as a facility has conducted off-track wagering operations for a minimum of 250 days during the preceding 12-month period in which the first payment to the fund is required. After 48 months of receiving an allocation of the net slot machine income from a licensed operator, the percent of net slot machine income forwarded to the Fund to Stabilize Off-track Betting Facilities is reduced to 1% with the remaining 1% to be forwarded to the State in accordance with subsection 1; and [2005, c. 663, §12 (AMD) .]

J. One percent of the net slot machine income must be forwarded directly to the municipality in which the slot machines are located. [2005, c. 663, §12 (AMD) .]

[2009, c. 462, Pt. H, §1 (AMD); 2009, c. 622, §2 (AMD) .]

3. Failure to deposit funds. A slot machine operator who knowingly or intentionally fails to comply with this section commits a Class C crime. In addition to any other sanction available by law, the license of that person may be revoked by the board and the slot machines operated by that slot machine operator may be disabled, and the slot machines, slot machines' proceeds and associated equipment may be confiscated by the board and are subject to forfeiture under Title 17-A, section 959 or 960.

[2003, c. 687, Pt. A, §5 (NEW); 2003, c. 687, Pt. B, §11 (AFF) .]

4. Late payments. The board may adopt rules establishing the dates on which payments required by this section are due. All payments not remitted when due must be paid together with interest on the unpaid balance at a rate of 1.5% per month.

[2003, c. 687, Pt. A, §5 (NEW); 2003, c. 687, Pt. B, §11 (AFF) .]

5. Annual report on use of funds. The Department of Agriculture, Food and Rural Resources, Harness Racing Commission, the University of Maine System and the Maine Community College System shall provide an annual report that includes a detailed explanation of how the funds received under subsection 2, paragraph B, C, D, F, G, H or I achieved specific objectives. The report must include detailed historical allocation and expenditure information beginning with fiscal year 2005-06. The reports must be submitted to the joint standing committees of the Legislature having jurisdiction over legal and veterans affairs and appropriations and financial affairs no later than September 15th of each year.

[2009, c. 571, Pt. FFF, §1 (NEW) .]

SECTION HISTORY

2003, c. 687, §A5 (NEW). 2003, c. 687, §B11 (AFF). 2005, c. 109, §1 (AMD). 2005, c. 563, §10 (AMD). 2005, c. 663, §§11,12 (AMD). 2007, c. 466, Pt. A, §29 (AMD). 2009, c. 462, Pt. H, §1 (AMD). 2009, c. 571, Pt. FFF, §1 (AMD). 2009, c. 622, §2 (AMD) .

APPENDIX C

**Spreadsheet of Slot Revenue
Provided by Hollywood Slots Hotel and Raceway**

Hollywood Slots at Bangor	Jan-05	Feb-05	Mar-05	Apr-05	May-05	Jun-05	Jul-05	Aug-05	Sep-05	Oct-05	Nov-05	Dec-05	2005
Number of Guest											70,824	66,191	137,015
Total Gross Amount (money played)											28,545,432	31,725,324	60,270,755
Net Revenue											1,973,087	2,187,333	4,160,420
Admin Expenses Gambling Control Board											0	0	
1% Tax on Gross - Actual % of Win											285,454	317,253	602,708
Net Revenue less Admin Expenses Gambling Control											1,687,632	1,870,080	3,557,712
GCU Admin (inc gambling addiction)											50,629	56,102	106,731
Supplement Harness Purses											168,763	187,008	355,771
Sire Stakes Fund											50,629	56,102	106,731
Agricultural support fund											50,629	56,102	106,731
Healthy Maine											168,763	187,008	355,771
1% Scholarship fund											33,753	37,402	71,154
Maine Community College											16,876	18,701	35,577
Encourage Racing at Maine Commercial Track											67,505	74,803	142,308
Stabilize Off track Betting Facilities (down to 1% after 48 months)											33,753	37,402	71,154
Host Municipalities - City of Bangor											16,876	18,701	35,577
39% Tax - Actual % of Win											658,177	729,331	1,387,508
City of Bangor											59,193	65,620	124,813
Total Tax											1,002,824	1,112,204	2,115,028
Effective Tax Rate											50.8%	50.8%	50.8%

Hollywood Slots at Bangor	Jan-06	Feb-06	Mar-06	Apr-06	May-06	Jun-06	Jul-06	Aug-06	Sep-06	Oct-06	Nov-06	Dec-06	2006
Number of Guest	65,872	65,872	76,146	69,920	71,049	73,323	80,621	77,601	75,144	74,901	69,208	57,173	856,830
Total Gross Amount (money played)	35,454,263	38,819,885	45,819,324	43,918,904	45,273,923	47,837,398	51,712,352	50,123,635	51,087,410	53,785,592	51,386,173	49,029,291	564,248,139
Net Revenue	2,403,996	2,647,473	3,046,252	2,930,983	2,987,968	3,129,970	3,525,459	3,339,684	3,453,832	3,449,314	3,440,927	3,161,268	37,517,119
Admin Expenses Gambling Control Board	A	354,543	388,199	458,193	439,189	452,739	517,124	501,236	510,874	537,856	513,862	490,293	5,642,481
1% Tax on Gross - Actual % of Win	14.75%	14.66%	15.04%	14.98%	15.75%	15.28%	14.67%	15.01%	14.79%	15.59%	14.93%	15.51%	15.04%
Net Revenue less Admin Expenses Gambling Control	B	2,049,454	2,259,274	2,588,059	2,491,794	2,535,229	3,008,336	2,838,448	2,942,958	2,911,458	2,927,065	2,670,965	31,874,637
GCU Admin (inc gambling addition)	3%	61,484	67,778	77,642	74,754	76,057	90,250	85,153	88,289	87,344	87,812	80,129	956,239
Supplement Harness Purses	10%	204,945	225,927	258,806	249,179	253,523	300,834	283,845	294,296	291,146	292,707	267,097	3,187,464
Sire Stakes Fund	3%	61,484	67,778	77,642	74,754	76,057	90,250	85,153	88,289	87,344	87,812	80,129	956,239
Agricultural support fund	3%	61,484	67,778	77,642	74,754	76,057	90,250	85,153	88,289	87,344	87,812	80,129	956,239
Healthy Maine	10%	204,945	225,927	258,806	249,179	253,523	300,834	283,845	294,296	291,146	292,707	267,097	3,187,464
UM Scholarship fund	2%	40,989	45,185	51,761	49,836	50,705	60,167	56,769	58,859	58,229	58,541	53,419	637,493
Maine Community College	1%	20,495	22,593	25,881	24,918	25,352	30,083	28,384	29,430	29,115	29,271	26,710	318,746
Encourage Racing at Maine Commercial Track	4%	81,978	90,371	103,522	99,672	101,409	120,333	113,538	117,718	116,458	117,083	106,839	1,274,985
Stabilize Off track Betting Facilities (down to 1% after 48 months)	2%	40,989	45,185	51,761	49,836	50,705	60,167	56,769	58,859	58,229	58,541	53,419	637,493
Host Municipalities - City of Bangor	1%	20,495	22,593	25,881	24,918	25,352	30,083	28,384	29,430	29,115	29,271	26,710	318,746
39% Tax - Actual % of Win	39% Tax	799,287	881,117	1,009,343	971,800	988,739	1,173,251	1,106,995	1,147,753	1,135,469	1,141,556	1,041,676	12,431,108
City of Bangor	3%	A	72,120	79,424	91,388	87,929	93,899	105,764	103,615	103,479	103,228	94,838	1,125,514
Total Tax		1,225,949	1,348,740	1,558,924	1,498,918	1,531,118	1,796,138	1,708,422	1,762,242	1,776,804	1,758,645	1,626,807	19,199,103
Effective Tax Rate		51.0%	50.9%	51.2%	51.1%	51.2%	50.9%	51.2%	51.0%	51.5%	51.1%	51.5%	51.2%

		Jan-07	Feb-07	Mar-07	Apr-07	May-07	Jun-07	Jul-07	Aug-07	Sep-07	Oct-07
Hollywood Slots at Bangor											
Number of Guest		64,586	65,250	74,889	66,655	69,707	68,855	80,647	77,145	74,592	71,229
Total Gross Amount (money played)	A	48,800,672	49,342,937	56,294,760	49,017,281	51,142,569	48,170,924	56,538,970	54,770,325	52,876,178	52,345,519
Net Revenue		3,295,556	3,247,717	3,821,850	3,672,402	3,566,178	3,568,666	3,958,975	3,873,008	3,955,511	3,715,135
Admin Expenses Gambling Control Board	1% A	488,007	493,429	562,948	490,173	511,426	481,709	565,390	547,703	528,762	523,455
1% Tax on Gross - Actual % of Win		14.81%	15.19%	14.73%	13.35%	14.34%	13.50%	14.28%	14.14%	13.37%	14.09%
Net Revenue less Admin Expenses Gambling Control Board	B	2,807,550	2,754,287	3,258,903	3,182,229	3,054,752	3,086,957	3,393,585	3,325,305	3,426,749	3,191,680
GCU Admin (inc gambling addiction)	3% B	84,226	82,629	97,767	95,467	91,643	92,609	101,808	99,759	102,802	95,750
Supplement Harness Purses	10% B	280,755	275,429	325,890	318,223	305,475	308,696	339,359	332,531	342,675	319,168
Sire Stakes Fund	3% B	84,226	82,629	97,767	95,467	91,643	92,609	101,808	99,759	102,802	95,750
Agricultural support fund	3% B	84,226	82,629	97,767	95,467	91,643	92,609	101,808	99,759	102,802	95,750
Healthy Maine	10% B	280,755	275,429	325,890	318,223	305,475	308,696	339,359	332,531	342,675	319,168
UM Scholarship fund	2% B	56,151	55,086	65,178	63,645	61,095	61,739	67,872	66,506	68,535	63,834
Maine Community College	1% B	28,075	27,543	32,589	31,822	30,548	30,870	33,936	33,253	34,267	31,917
Encourage Racing at Maine Commercial Track	4% B	112,302	110,171	130,356	127,289	122,190	123,478	135,743	133,012	137,070	127,667
Stabilize Off track Betting Facilities (down to 1% after 48 months)	2% B	56,151	55,086	65,178	63,645	61,095	61,739	67,872	66,506	68,535	63,834
Host Municipalities - City of Bangor	1% B	28,075	27,543	32,589	31,822	30,548	30,870	33,936	33,253	34,267	31,917
39% Tax		1,094,944	1,074,172	1,270,972	1,241,069	1,191,353	1,203,913	1,323,498	1,296,869	1,336,432	1,244,755
39% Tax - Actual % of Win		33.22%	33.07%	33.26%	33.79%	33.41%	33.74%	33.43%	33.48%	33.79%	33.50%
City of Bangor	3% A	98,867	97,431	114,656	110,172	106,985	107,060	118,769	116,190	118,665	111,454
Total Tax		1,681,818	1,665,033	1,948,575	1,841,414	1,809,764	1,792,682	2,007,657	1,960,763	1,983,859	1,879,664
Effective Tax Rate		51.0%	51.3%	51.0%	50.1%	50.7%	50.2%	50.7%	50.6%	50.2%	50.6%

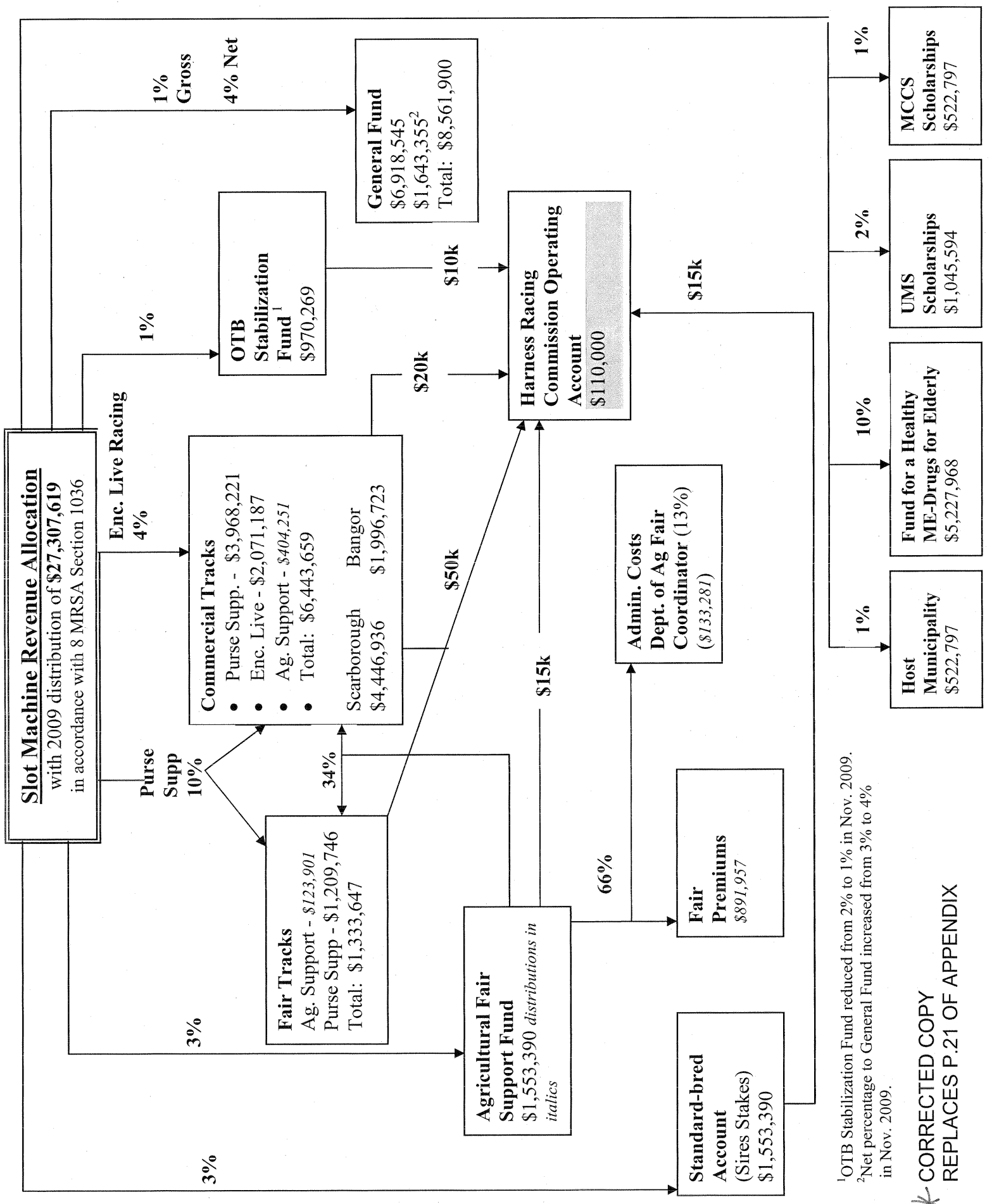
Nov-07	Dec-07	2007
62,542	50,912	827,009
50,307,249	40,126,338	609,733,721
3,634,197	2,942,775	43,251,970
503,072	401,263	6,097,337
13.84%	13.64%	14.10%
3,131,125	2,541,511	37,154,632
93,934	76,245	1,114,639
313,112	254,151	3,715,463
93,934	76,245	1,114,639
93,934	76,245	1,114,639
313,112	254,151	3,715,463
62,622	50,830	743,093
31,311	25,415	371,546
125,245	101,660	1,486,185
62,622	50,830	743,093
31,311	25,415	371,546
1,221,139	991,189	14,490,307
33.60%	33.68%	33.50%
109,026	88,283	1,297,559
1,833,237	1,480,736	21,885,203
50.4%	50.3%	50.6%

		Actual Jan-08	Actual Feb-08	Actual Mar-08	Actual Apr-08	Actual May-08	Actual Jun-08	Actual Jul-08	Actual Aug-08	Actual Sep-08	Actual Oct-08	Actual Nov-08	Actual Dec-08	Cumulative 2008
Hollywood Slots at Bangor														
Number of Guest		56,179	52,032	60,775	63,493	70,018	60,732	148,051	128,398	102,683	103,128	92,086	77,955	1,015,530
Total Gross Amount (money played)	A	43,393,770	42,206,427	47,017,890	46,928,400	52,181,991	44,584,070	75,451,037	66,872,691	54,823,557	57,256,706	51,396,500	44,443,617	626,556,657
Net Revenue		3,127,441	3,383,358	3,580,773	3,666,839	4,008,232	3,371,102	6,296,830	5,652,393	4,762,016	4,885,980	4,279,707	3,500,711	50,515,382
Admin Expenses Gambling Control Board	1% A	433,938	422,064	470,179	469,284	521,820	445,841	754,510	668,727	548,236	572,567	513,965	444,436	6,265,567
1% Tax on Gross - Actual % of Win		13.68%	12.47%	13.13%	12.80%	13.02%	13.23%	11.98%	11.83%	11.51%	11.72%	12.01%	12.70%	12.40%
Net Revenue less Admin Expenses Gambling Control Board	B	2,693,504	2,961,294	3,110,594	3,197,555	3,486,412	2,925,262	5,542,319	4,983,666	4,213,781	4,313,413	3,765,742	3,056,275	44,249,815
GCU Admin (inc gambling addiction)	3% B	80,805	88,839	93,318	95,927	104,592	87,758	166,270	149,510	126,413	129,402	112,972	91,688	1,327,494
Supplement Harness Purses	10% B	269,350	296,129	311,059	319,756	348,641	292,526	554,232	498,367	421,378	431,341	376,574	305,628	4,424,982
Sire Stakes Fund	3% B	80,805	88,839	93,318	95,927	104,592	87,758	166,270	149,510	126,413	129,402	112,972	91,688	1,327,494
Agricultural support fund	3% B	80,805	88,839	93,318	95,927	104,592	87,758	166,270	149,510	126,413	129,402	112,972	91,688	1,327,494
Healthy Maine	10% B	269,350	296,129	311,059	319,756	348,641	292,526	554,232	498,367	421,378	431,341	376,574	305,628	4,424,982
UM Scholarship fund	2% B	53,870	59,226	62,212	63,951	69,728	58,505	110,846	99,673	84,276	86,268	75,315	61,126	884,996
Maine Community College	1% B	26,935	29,613	31,106	31,976	34,864	29,253	55,423	49,837	42,138	43,134	37,657	30,563	442,498
Encourage Racing at Maine Commercial Track	4% B	107,740	118,452	124,424	127,902	139,456	117,010	221,683	199,347	168,551	172,537	150,630	122,251	1,769,993
Utilize Off track Betting Facilities (down to 1% after 48 months)	2% B	53,870	59,226	62,212	63,951	69,728	58,505	110,846	99,673	84,276	86,268	75,315	61,126	884,996
Host Municipalities - City of Bangor	1% B	26,935	29,613	31,106	31,976	34,864	29,253	55,423	49,837	42,138	43,134	37,657	30,563	442,498
39% Tax		1,050,466	1,154,905	1,213,132	1,247,046	1,359,701	1,140,852	2,161,504	1,943,630	1,643,375	1,682,231	1,468,639	1,191,947	17,257,428
39% Tax - Actual % of Win		33.59%	34.13%	33.88%	34.07%	33.92%	33.84%	34.33%	34.39%	34.51%	34.43%	34.32%	34.05%	34.16%
City of Bangor	3% A	93,823	101,501	107,423	110,005	120,247	101,133	188,905	169,572	142,860	146,579	128,391	105,021	1,515,461
Total Tax		1,578,227	1,678,470	1,790,734	1,826,336	2,001,767	1,687,826	3,104,920	2,781,928	2,334,471	2,401,378	2,110,996	1,741,405	25,038,456
Effective Tax Rate		50.5%	49.6%	50.0%	49.8%	49.9%	50.1%	49.3%	49.2%	49.0%	49.1%	49.3%	49.7%	49.6%

		Actual Jan-09	Actual Feb-09	Actual Mar-09	Actual Apr-09	Actual May-09	Actual Jun-09	Actual Jul-09	Actual Aug-09	Actual Sep-09	Actual Oct-09	Actual Nov-09	Actual Dec-09	Cumulative 2009
Hollywood Slots at Bangor														
Number of Guest		86,597	98,052	106,029	107,739	131,356	116,966	147,742	148,851	127,991	131,995	108,369	102,884	1,414,571
Total Gross Amount (money played)	A	46,545,570	49,797,771	55,096,420	55,211,273	64,447,776	58,657,350	70,515,151	65,458,971	59,240,071	62,114,049	53,689,011	51,081,067	691,854,481
Net Revenue		4,004,961	4,156,598	4,700,122	4,505,716	5,443,144	5,019,081	6,055,002	5,682,795	5,123,095	5,487,961	4,503,530	4,516,216	59,198,222
Admin Expenses Gambling Control Board	1% A	465,456	497,978	550,964	552,113	644,478	586,573	705,152	654,590	592,401	621,140	536,890	510,811	6,918,545
1% Tax on Gross - Actual % of Win		11.62%	11.98%	11.72%	12.25%	11.84%	11.69%	11.65%	11.52%	11.56%	11.32%	11.92%	11.37%	11.69%
Net Revenue less Admin Expenses Gambling Control Board	B	3,539,506	3,658,621	4,149,157	3,953,603	4,798,666	4,432,507	5,349,851	5,028,205	4,530,694	4,866,821	3,966,640	4,005,406	52,279,677
GCU Admin (inc gambling addiction)	3% B	106,185	109,759	124,475	118,608	143,960	132,975	160,496	150,846	135,921	146,005	118,999	120,162	1,568,390
Supplement Harness Purses	10% B	353,951	365,862	414,916	395,360	479,867	443,251	534,985	502,820	453,069	486,682	396,664	400,541	5,227,968
Sire Stakes Fund	3% B	106,185	109,759	124,475	118,608	143,960	132,975	160,496	150,846	135,921	146,005	118,999	120,162	1,568,390
Agricultural support fund	3% B	106,185	109,759	124,475	118,608	143,960	132,975	160,496	150,846	135,921	146,005	118,999	120,162	1,568,390
Healthy Maine	10% B	353,951	365,862	414,916	395,360	479,867	443,251	534,985	502,820	453,069	486,682	396,664	400,541	5,227,968
UM Scholarship fund	2% B	70,790	73,172	82,983	79,072	95,973	88,650	106,997	100,564	90,614	97,336	79,333	80,108	1,045,594
Maine Community College	1% B	35,395	36,586	41,492	39,536	47,987	44,325	53,499	50,282	45,307	48,668	39,666	40,054	522,797
Encourage Racing at Maine Commercial Track	4% B	141,580	146,345	165,966	158,144	191,947	177,300	213,994	201,128	181,228	194,673	158,666	160,216	2,091,187
abilize Off track Betting Facilities (down to 1% @ 11/5/09)	2% B	70,790	73,172	82,983	79,072	95,973	88,650	106,997	100,564	90,614	97,336	44,422	40,054	970,629
General Fund @ 11-4-2009	1% B												40,054	
Host Municipalities - City of Bangor	1% B	35,395	36,586	41,492	39,536	47,987	44,325	53,499	50,282	45,307	48,668	39,666	40,054	522,797
39% Tax - Actual % of Win	39% Tax	1,380,407	1,426,862	1,618,171	1,541,905	1,871,480	1,728,678	2,086,442	1,961,000	1,766,971	1,898,060	1,546,990	1,562,108	20,314,109
39% Tax - revenue sharing	3% A	120,149	124,698	141,004	135,171	163,294	150,572	181,650	170,484	153,693	164,639	135,106	135,486	1,775,947
Total Tax		1,866,012	2,049,538	2,310,139	2,229,169	2,679,252	2,465,824	2,973,243	2,786,074	2,513,064	2,683,840	2,218,986	2,208,405	29,083,566
Effective Tax Rate		49.1%	49.3%	49.2%	49.5%	49.2%	49.1%	49.1%	49.0%	49.1%	48.9%	49.3%	48.9%	49.1%

APPENDIX D

Flow Chart of Racino Revenue



¹OTB Stabilization Fund reduced from 2% to 1% in Nov. 2009.

²Net percentage to General Fund increased from 3% to 4% in Nov. 2009.

APPENDIX E

Statutory Cite for Fund Receiving Net Slot Revenue

Appendix E

Joint Standing Committee on Legal and Veterans Affairs - Tuesday August 17, 2010
 Meeting to review the allocation of slot machine revenue in accordance with PL 2009 c. 571 Part FFF – prepared by D. Fox OPLA

Statutory cite for fund receiving net slot revenue	Percent of net slot revenue distribution and 2009 revenue	Comment or additional information
<p>Funds that receive a distribution of net slot machine revenue in accordance with 8 MRSA §1036 sub-2</p> <p>8 §298. Fund to supplement harness racing purses</p> <p>1. Fund created. A fund is established to supplement harness racing purses to which the commission shall credit all payments received pursuant to section 1036, subsection 2, paragraph B for distribution in accordance with this section. The fund is a dedicated, nonlapsing fund, and all revenues deposited in the fund remain in the fund and must be disbursed in accordance with this section, except that assessments and advances may be withdrawn in accordance with section 267-A. The commission shall distribute in accordance with this section amounts credited to the fund.</p> <p>2-A. Distribution. On April 30th, July 30th, October 30th and January 30th of each year, all amounts credited to the fund established by this section as of the last day of the preceding month and not distributed before that day must be distributed to each commercial track, as defined in section 275-A, subsection 1, to each agricultural fair licensee that conducts live racing on fair dates assigned by the commissioner pursuant to Title 7, section 84 and to each agricultural fair licensee that conducts an extended meet as long as that licensee conducted an extended meet in 2005, with each commercial track and each agricultural fair licensee receiving an amount of money determined by multiplying the amount of money available for distribution by a fraction, the numerator of which is the total number of live race dashes assigned to the commercial track or agricultural fair licensee for the year and the denominator of which is the total number of race dashes assigned to all commercial tracks and agricultural fair licensees for the year. The payment in January must be adjusted so that for the prior year each commercial track or agricultural fair licensee entitled to a distribution receives that portion of the total money distributed for the full year from the fund established by this section that is determined by multiplying the total amount of money by a fraction, the numerator of which is the number of live race dashes conducted by the commercial track or agricultural fair licensee during the calendar year that qualify for a distribution and the denominator of which is the total number of race dashes conducted during that calendar year that qualify for a distribution. For</p>	<p>10 % of net slot revenue</p> <p>2009 revenue: \$5,227,968</p> <p>* \$50,000 to operating account to support the administration of the Harness racing commission in accordance with 8 MRSA §267-A</p>	<p>This fund provides funds to supplement harness racing purses for races conducted at commercial tracks and agricultural fairs.</p> <p>The fund is distributed using a formula based on the number of race dashes assigned to a track divided by the number of race dashes assigned to all tracks.</p> <p>Formula for distribution:</p> <p>Money available in fund</p> <p><i>Multiplied by the fraction</i></p> <p><u>Dashes assigned to a track</u></p> <p>Dashes assigned to all tracks</p> <p>Dist. = Fund \$ X (track dashes/ all dashes)</p> <p>This fund is also authorized to set aside funds to support the operating account provided for under §267-A</p>

<p>purposes of this subsection, a race dash qualifies for distribution if the dash was conducted by a commercial track or by an agricultural fair licensee on dates assigned under Title 7, section 84 or during an extended meet. The funds distributed pursuant to this subsection must be used to supplement harness racing purses.</p> <p>This subsection takes effect December 31, 2009.</p> <p>3. Rules. The commission may adopt rules to enforce the obligation of licensees to use funds distributed under this section to supplement harness racing purses and to require licensees to account for funds. Rules adopted pursuant to this subsection are routine technical rules pursuant to Title 5, chapter 375, subchapter 2-A.</p>		<p>Although rules are authorized, none have been adopted under this specific authority to date. Harness Racing commission rules already provide detailed provisions with regard to wagering and distribution of purses.</p>
<p>8 §281. Standard-bred horses</p> <p>The department shall encourage and promote the breeding of a strain of Maine Standardbreds and make provision to encourage donations of the same by licensees or others to persons or institutions within the State for breeding purposes.</p> <p>The commission, by rule, may define a strain of Maine Standardbred, bred or owned in the State of Maine and registered with the department in its registry book. The commission is also authorized to establish necessary fees for horses and races in the establishment of a Maine Standardbred program, the funds from which must be administered by the department by deposit in a trust account entitled Sire Stakes Fund. The fund is a dedicated, nonlapsing fund and all revenues deposited in the fund remain in the fund and must be disbursed in accordance with this section. All disbursements from the fund must be for the purposes of supplementing purses, costs of administration, including assessments and advances withdrawn in accordance with section 267-A, and any other appropriate expenses incurred by the department. A report must be submitted annually by the executive director to the commissioner setting forth an itemization of all deposits to and expenditures from the fund.</p>	<p>3% of net slot revenue</p> <p>2009 revenue: \$1,568,390</p> <p>**\$15,000 to operating account under 8 MRSA §267-A</p>	<p>Also known as sire stakes – which describes purses for races involving Maine Standardbred horses.</p> <p>This fund provides revenue for enhanced purses for sire stakes races and provides support for the operating expenses of the standardbred horse program.</p> <p>This fund is also authorized to provide funds for the Harness Racing Commission operating account</p>

7 §91. AGRICULTURAL FAIR SUPPORT FUND

1. Fund created. The Treasurer of State shall establish an account to be known as "the Agricultural Fair Support Fund" and shall credit to it all money received under Title 8, section 1036, subsection 2, paragraph D. The fund is a dedicated, nonlapsing fund. All revenues deposited in the fund must be disbursed in accordance with this section, except that assessments and advances may be withdrawn in accordance with Title 8, section 267-A.

2. Disbursement. No later than January 31st of each year, all funds held as of the end of the previous calendar year in the Agricultural Fair Support Fund must be distributed by the Treasurer of State as follows:

A. Thirty-four percent of these funds must be distributed to all commercial tracks as defined in Title 8, section 275-A and to all fair licensees that during the previous year were licensed to and did accept pari-mutuel wagers on harness horse races. These funds must be distributed in the manner prescribed in Title 8, section 298; and

B. Sixty-six percent of these funds must be divided among all fair licensees that were licensed during the previous year. These funds must be distributed to licensees according to the proportions established by section 86, subsection 5 and may be used at the licensee's discretion. To receive distribution under this paragraph, a licensee holding pari-mutuel racing in the previous year must have been in compliance with section 89.

3 % of net slot revenue

2009 revenue: \$1,568,390

** \$15,000 to operating account under 8 MRSA §267-A

34 % of this fund is distributed to commercial tracks and fairs that conduct live racing. This money is distributed using the same formula as under section 298 for harness racing purse supplements.

66% of this fund is distributed to all fair licensees (whether they race or not). This money is distributed proportionally based on the premiums (prizes) paid to participants for things like displays of livestock or poultry, display of vegetables, plants, flowers, pulling contests, canned goods, crafts et....

This fund also covers the administration of the fair program within the Department of Agriculture (\$133,281 in 2009 or 13% of fund after operating account deduction)

Fund is authorized to support operating account under 8 MRSA §267-A

8 §299. Fund to Encourage Racing at Maine's Commercial Tracks

1. Fund created. The Fund to Encourage Racing at Maine's Commercial Tracks is established to provide revenues to Maine's commercial tracks. The fund is a dedicated, nonlapsing fund. All revenues deposited in the fund remain in the fund and must be disbursed in accordance with this section, except that assessments and advances may be withdrawn in accordance with section 267-A.

2. Distribution. On May 30th, September 30th and January 30th, all amounts credited to the fund established by this section as of the last day of the preceding month and not distributed before that day must be distributed to each commercial track licensed under section 271, with each track receiving that amount of the money available for distribution determined by multiplying that amount times a fraction, the numerator of which is the total number of live race days conducted by the commercial track during the preceding time period and the denominator of

4% of net slot revenue

2009 revenue \$2,091,187

** \$20,000 to operating account under 8 MRSA §267-A

Straight distribution to commercial tracks in Scarborough and Bangor

Distribution formula based on the formula using the number of race days
Distribution:

Money available in the fund

Multiplied by the fraction

Number of race days by that track
Number of raced days by all tracks

<p>which is the total number of race days conducted by all commercial tracks licensed under section 271 during that time period. The payment in January must be adjusted so that for the prior 3 time periods each commercial track receives that fraction of the total money distributed over the full year from the fund established by this section, the amount determined by multiplying the total amount of money times a fraction, the numerator of which is the number of live race days conducted by the commercial track during the calendar year and the denominator of which is the total number of race days conducted by all commercial tracks licensed under section 271 during that calendar year.</p>	<p>Dist. = Fund \$ X (track race days/all race days)</p> <p>Authorized to set aside funds for operating account under 8 MRSA §267-A</p>
<p>8 §300. Fund to Stabilize Off-track Betting Facilities</p> <p>1. Fund created. The Fund to Stabilize Off-track Betting Facilities is established to provide revenues to those off-track betting facilities licensed and in operation as of December 31, 2003. The fund is a dedicated, nonlapsing fund. All revenues deposited in the fund remain in the fund and must be disbursed in accordance with this section, except that assessments and advances may be withdrawn in accordance with section 267-A.</p> <p>2. Distribution. On May 30th, September 30th and January 30th, all amounts credited to the fund established by this section as of the last day of the preceding month and not distributed before that day must be distributed to each of Maine's off-track betting facilities licensed and in operation as of December 31, 2003. Distributions must be made in equal amounts to each off-track betting facility in operation as of the date of the distribution.</p>	<p>2% until October 2009</p> <p>1% November 2009 forward</p> <p>(remaining 1% undedicated general fund distribution)</p> <p>2009 revenue (10 months at 2% and 2 months at 1%)</p> <p>\$970,629</p> <p>**\$10,000 to operating account under 8 MRSA §267-A</p>
<p>22 §1511. Fund for a Healthy Maine established Subsection 6</p> <p>E. Prescription drugs for adults who are elderly or disabled, maximizing to the extent possible federal matching funds;</p>	<p>Distributed equally to all off-track betting facilities</p> <p>4 facilities in 2009</p> <p>Waterville</p> <p>Lewiston</p> <p>Brunswick</p> <p>Sanford</p>
<p>E. Ten percent of the net slot machine income must be forwarded by the board to the State Controller to be credited to the Fund for a Healthy Maine established by Title 22, section 1511 and segregated into a separate account under Title 22, section 1511, subsection 11, with the use of funds in the account restricted to the purposes described in Title 22, section 1511, subsection 6, paragraph E. For the fiscal years ending June 30, 2010, June 30, 2011 and June 30, 2012, the amount credited annually by the State Controller to the Fund for a Healthy Maine under this paragraph may not</p>	<p>Revenue capped as a result of LD 1668 Public Law c. 462 Part H §1</p> <p>Sec. H-1. 8 MRSA §1036, sub-§2, ¶E, as amended by PL 2005, c. 663, §12, is further amended to read:</p> <p>E. Ten percent of the net slot machine income must be forwarded by the board to the State Controller to be credited to the Fund for a Healthy Maine established by Title 22, section 1511 and segregated into a separate account under Title 22, section 1511, subsection 11, with the use of funds in the account restricted to the purposes described in Title 22, section 1511, subsection 6, paragraph E. For the fiscal years ending June 30, 2010, June 30, 2011 and June 30, 2012, the amount credited annually by the State Controller to the Fund for a Healthy Maine under this paragraph may not</p>

<p>exceed \$4,500,000 annually and any funds in excess of \$4,500,000 annually during these fiscal years must be credited as General Fund undedicated revenue;</p>		
	<p>2% of net slot revenue 2009 revenue \$1,045,594</p>	<p>20-A §10909. University of Maine System Scholarship Fund The University of Maine System Scholarship Fund is created and established as a nonlapsing fund under the jurisdiction and control of the Board of Trustees of the University of Maine System. All revenues credited to this fund must be distributed as need-based scholarships for students attending the University of Maine System. These scholarships may be awarded only to those students who are residents of the State. The fund may not be used for the costs of administering the scholarships. Fees credited from the University of Maine System registration plate pursuant to Title 29-A, section 456 may not be distributed as scholarships to students attending the University of Maine.</p>
	<p>1% of net slot revenue 2009 revenue: \$522,797</p>	<p>§12716. Financial aid 1. State scholarships. The board of trustees shall develop and administer a program of scholarships for college students. Awards shall be based on evidence of individual need and worth. Students selected to receive a scholarship shall fulfill the following qualifications: A. Show evidence of the qualifications necessary to complete a course of study successfully and to become a competent technical or craft worker in an industrial, administrative or trade pursuit; B. Show demonstrated ability and willingness to support the expenses of education and training; and C. Show demonstrated need of financial assistance to help pay the cost of college attendance.</p>
	<p>1% of net slot revenue 2009 revenue: \$522,797</p>	<p>1% to Host municipality Host municipality also receives \$25,000 of the \$75,000 annual renewal fee for a slot machine operator license</p>

APPENDIX F

Reports of Slot Revenue Recipients

GOVERNOR
JOHN ELIAS BALDACCI

COMMISSIONER
SETH H. BRADSTREET, III



MAINE HARNESS RACING COMMISSION
GEORGE W. MCHALE, CHAIR
HENRY JACKSON, EXECUTIVE DIRECTOR
PETER BARENGO, PROGRAM COORDINATOR
28 STATE HOUSE STATION
AUGUSTA, ME 04333-0028
TEL: (207) 287-3221
FAX: (207) 287-7548

STATE OF MAINE
DEPARTMENT OF AGRICULTURE
FOOD AND RURAL RESOURCES

September 9, 2010

Senator Nancy B. Sullivan, Senate Chair
Pamela Jabar Trinward, House Chair
Joint Standing Committee on Legal and Veteran Affairs
100 State House Station
Augusta, ME 04333-0100

Senator Sullivan:
Representative Trinward:

This letter is response to your request for information regarding your review of the distribution of funds generated at the Racino in Bangor, Maine. First let me explain to you that I am the conduit for distributing those revenues generated to support the harness racing industry and the agricultural fairs. The distribution formulas and dates for distribution are found in 8 M.R.S.A. Sections 281 and 298 through 300, inclusive, and 7 M.R.S.A. Section 91.

I believe there is a misunderstanding as to the distribution of funds from the Sire Stakes Program. Each licensed live racing facility hosts a portion of the Sire Stakes Program races throughout the summer and early fall. The Department develops a Purse Construction Sheet that indicates how the purses are to be developed for each of the Sire Stakes races. Each track fills out the form and forwards it to me for verification and then I process the sheets for payment and request the Treasurer of the State to forward the payments to the host track. I do not forward any monies to the individual owners that participate in the races for this program.

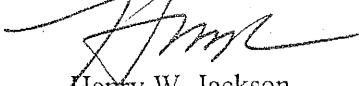
The information that was requested by Representative Valentino relative to how much money was paid to each participant in the Sire Stakes Program was developed by the Maine Standardbred Breeders and Owners Association. I have asked that organization to provide that information to the Committee rather than have them pass it thorough this office. I hope this is an acceptable alternative to my making it available since it is their information and not generated by the Commission.

I am attaching a spreadsheet that indicates how much money was received by each qualified licensee for the years 2005 through including 2009. These distributions are based on calendar years pursuant to the above mentioned statutes. Each Fund will have its own spreadsheet which will include the recipient name and amount received for that year. I will also attach a spreadsheet for the Sire Stakes Program that indicates the amount received by each licensee that

hosted one or more of the Sire Stakes Program races. Further I will provide a spreadsheet indicating how much money was transferred from each of the Racino Funds to the Commissions operating budget beginning with Fiscal Year 2009.

I believe that I have provided all the information that has been requested from this office; however, if additional information is required please do not hesitate to contact me.

Sincerely yours,



Henry W. Jackson
Executive Director

ENC.

FUND TO SUPPLEMENT HARNESS RACING PURSES

RECIPIENT	2005 AMOUNT	2006 AMOUNT	2007 AMOUNT	2008 AMOUNT	2009 AMOUNT
Scarborough Downs	194674.6	1745317	1969954	2288593	2771187
Bangor Raceway	52210.84	681438.6	844496.9	979775.3	1197034
Northern Maine Fair	10286.89	73706.62	71047.54	106617.2	114406.8
Topsham Fair	10092.8	73706.62	67818.1	84558.47	91101.72
Skowhegan Fair	12616	93176.29	114644.9	132352.4	158898.4
Union Fair	11063.26	69534.55	90424.14	102940.7	84745.79
Windsor Fair	19603.32	119599.4	153398.1	181984.5	211864.5
Oxford Fair	8151.88	55627.64	71047.54	113970.1	112288.2
Farmington Fair	12616	86222.84	108186	126837.7	141949.2
Cumberland Fair	12810.09	91785.6	111415.5	128675.9	141949.2
Cumberland Ext. Meet	1940.62	13906.91	16147.17	18382.28	25423.74
Fryeburg Fair	9704.62	83441.46	96883	110293.7	127118.7
	355771.2	3187464	3715463	4374982	5177968

In calendar year 2008 there was \$50,000 transferred from this fund to the Commission's Operating Fund.

In calendar year 2009 there was \$50,000 transferred from this fund to the Commission's Operating Fund.

The distribution of these funds is based on the number of dashes that were raced by each individual licensee in proportion to the total number of dashes raced by all licensees

AGRICULTURAL FAIR SUPPORT FUND

RECIPIENT	2005 AMOUNT	2006 AMOUNT	2007 AMOUNT	2008 AMOUNT	2009 AMOUNT
Acton Fair	1317.74	11408.94	13521.72	14885.99	17384.45
Athens Fair	439.95	3307.45	3565.63	4521.71	3324.47
Bangor Fair	3082.84	24198.43	28470.32	23014	35409.49
Blue Hill Fair	2111.69	21330.07	19896.82	26369.98	37837.37
Clinton Fair	1187.81	10254.17	13297.09	18658.31	22766.31
Common Ground Fair	1058.72	2667.97	9337.79	10597.54	27336.71
Cumberland Fair	4823.23	44032.63	47764.88	66335.07	66415.33
Farmington Fair	2694.12	25227	30401.61	35778	45341.79
Fryeburg Fair	14622.18	132158.8	148307.7	165153.2	189859.2
Houlton Fair	2839.58	21734.88	21230.15	33656.53	41169.47
Litchfield Fair	1511.22	13431.79	16788.14	19038.95	25115.51
Monmouth Fair	627.95	5414.17	6228.66	6917.28	8237.18
New Portland Fair	439.29	4079.57	3933.08	3654.39	5699.5
Northern Maine Fair	2740.38	27332.5	30976.07	30188.32	44541.5
Ossipee Valley Fair	1614.63	15418.36	17396.05	21033.71	24042.78
Oxford Fair	1994.36	18234.3	21942.46	27692.41	24919.4
Piscataquis Valley Fair	1253.74	10773.9	12739.8	18280.25	15991.72
Pittston Fair	1266.56	9053.85	12104.33	18333.52	19772.41
Skowhegan Fair	4416.77	43166.96	53582.03	57891.07	64443.67
Springfield fair	1145.41	9699.78	12932.35	20398.1	23344.65
Topsham Fair	1998.84	16056.22	20244.39	18764.85	22652.4
Union Fair	2905.6	29505.75	25886.39	30701.36	32776.69
Windsor Fair	5047.04	46164.75	58618.38	70067.56	81002
World's Fair(Waterford)	145.51	1761.58	3687.21	4226.91	4353.16
Harmony Free Fair	0	2658.7	6172.6	7475.32	8219.57
Totals	61285.14	549072.5	640025.7	753634.3	891956.7

In calendar year 2008 there was \$15,000 transferred from this fund to the Commission's Operating Fund.

In calendar year 2009 there was \$15,000 transferred from this fund to the Commission's Operating Fund.

The distribution of this fund is based on the amount of premiums paid by each licensed fair in proportion to the total amount of premiums paid by all licensed fairs.

AGRICULTURAL FAIR SUPPORT FUND FOR PURSES

RECIPIENT	2005 AMOUNT	2006 AMOUNT	2007 AMOUNT	2008 AMOUNT	2009 AMOUNT
Scarborough Downs	194674.6	178022.4	200935.4	233436.5	283822.4
Bangor Raceway	52210.84	69506.74	86138.67	99937.08	120429.2
Northern Maine Fair	10286.89	7518.08	7246.85	10874.95	11717.45
Topsham Fair	10092.8	7518.08	6917.45	8624.96	9330.55
Skowhegan Fair	12616	9503.98	11693.78	13499.94	16274.22
Union Fair	11063.26	7092.52	9223.26	10499.96	8679.58
Windsor Fair	19603.32	12199.14	15646.6	18562.42	21698.96
Oxford Fair	8151.88	5674.02	7246.85	11624.95	11500.45
Farmington Fair	12616	8794.73	11034.97	12937.45	14538.3
Cumberland Fair	12810.09	9362.13	11364.38	13124.94	14538.3
Cumberland Ext. Meet	1940.62	1418.5	1647.01	1874.99	2603.87
Fryeburg Fair	9704.62	8511.03	9882.07	11249.95	13019.38
	355771.2	325121.3	378977.2	446248.1	528152.7

This Fund is 34 percent of the total amount of money available in the Agricultural Fair Support Fund and is distributed based on the number of dashes each licensee raced in proportion to the total number of dashes raced by all licensees.

FUND TO STABILIZE OFF-TRACK BETTING FACILITIES

RECIPIENT	2005 AMOUNT	2006 AMOUNT	2007 AMOUNT	2008 AMOUNT	2009 AMOUNT
Winners Circle-Lewiston	17788.56	159373.2	185773.2	234785.8	240157.2
Winners OTB-Brunswick	17788.56	159373.2	185773.2	234785.8	240157.2
OTB Facilitators-Sanford	17788.56	159373.2	185773.2	234785.8	240157.2
John Martin's Manor-Waterville	17788.56	159373.2	185773.2	170638.9	240157.2
TOTAL	71154.25	637492.7	743092.7	874996.3	960628.8

In calendar year 2008 there was \$10,000 transferred from this fund to the Commission's Operating Fund.

In calendar year 2009 there was \$10,000 transferred from this fund to the Commission's Operating Fund.

The distribution of this Fund is divided evenly by each licensee that was licensed and operating at the time of distribution.

In calendar year 2008 John Martin's Manor was found to be ineligible to receive its full share during the Second Trimester for failing to have a Class A Restaurant/Lounge liquor license. They forfeited a portion of those funds in Trimester 2 to the other licensees.

In Calendar Year 2009 the amount of revenue credited to the OTB Fund was reduced beginning November 4, 2009 from 2% to 1%.

FUND TO ENCOURAGE RACING AT MAINE'S COMMERCIAL TRACKS

RECIPIENT	2005 AMOUNT	2006 AMOUNT	2007 AMOUNT	2008 AMOUNT	2009 AMOUNT
Scarborough Downs	111,657.41	943,036.61	1,032,772.81	1,222,061.91	1,391,926.79
Bangor Raceway	30,651.06	331,948.88	453,412.45	527,930.74	679,260.28
TOTAL	142,308.47	1,274,985.49	1,486,185.26	1,749,992.65	2,071,187.07

In calendar year 2008 there was \$20,000 transferred from this fund to the Commission's Operating Fund.

In calendar year 2009 there was \$20,000 transferred from this fund to the Commission's Operating Fund.

This Fund is distributed based on the amount of days raced by each Commercial Racetrack in proportion to the total number of days raced at both Commercial Racetracks.

FUND TO SUPPORT SIRE STAKES PROGRAM PURSES

RECIPIENT	2005	2006	2007	2008	2009
	AMOUNT	AMOUNT	AMOUNT	AMOUNT	AMOUNT
	0	956239.1	1114639	1327494	

2005 Revenue generated and carried over to 2006

In calendar year 2008 there was \$15,000 transferred from this fund to the Commission's Operating Fund.

In calendar year 2009 there was \$15,000 transferred from this fund to the Commission's Operating Fund.

These Funds are distributed to each racetrack that hosts the Sire Stakes Program races as a reimbursement for the purses paid by the racetracks using the Base Purse Construction Sheet provided by the Department. The host track pays the owners the purses that are won by the horses participating.

AMOUNT TRANSFERRED FROM RACINO CASCADE TO COMMISSION OPERATING BUDGET

FISCAL YEAR	2005	2006	2007	2008	2009	2010
	AMOUNT	AMOUNT	AMOUNT	AMOUNT	AMOUNT	AMOUNT
	0	0	0	0	110000	110000

The Amount Transferred in FY 2009 Came From the Revenues Generated in Calendar Year 2008

The Amount Transferred in FY 2010 Came From the Revenues Generated in Calendar Year 2009

During the Second Regular Session of the 123rd Legislature the Harness Racing Commission was granted permission to transfer monies from revenues generated for the following Funds: Purse Supplement, Agricultural Fair Support, Sire Stakes, Off-track Betting, and Commercial Racetrack.

The transfer of monies is based on the amount necessary to transfer in proportion to the percentage each Fund receives from the Racino Cascade.



STATE OF MAINE
MAINE DEPARTMENT OF AGRICULTURE, FOOD & RURAL RESOURCES
MAINE HARNESS RACING COMMISSION
28 STATE HOUSE STATION
AUGUSTA, MAINE
04333-0028

John Elias Baldacci
GOVERNOR

Seth H. Bradstreet, III
COMMISSIONER

September 14, 2010

Senator Nancy B. Sullivan, Senate Chair
Representative Pamela Jabar Trinward, House Chair
Joint Standing Committee on Legal and Veteran Affairs
100 State House Station
Augusta, ME 04333-0100

Senator Sullivan:
Representative Trinward:

As requested by the Joint Standing Committee on Legal and Veterans' Affairs, I am submitting this review of the allocation of slot machine revenue in accordance with Public Law 2009c. 571 Part FFF.


This review of the distribution of the Agricultural Fair Support Fund pertains to the Agricultural Fair Coordinator Account (014-01A-5695-01) and the 25 Licensed Agricultural Fairs, all of whom receive funds. 3% of the net revenue from the slot machine facility is distributed to licensed Maine Agricultural Fairs. Of the 3% going to the Maine Agricultural Fairs, 34% of the revenue is distributed to all harness racing tracks (2 commercial tracks and 9 fair tracks) with the remaining 66% going to all licensed Maine Agricultural Fairs. The distribution of the Agricultural Fair Support Fund is done on the calendar year. The funds earned in 2005 were not distributed to the Fairs until early in 2006. The spending of the Racino funds by the Fairs started in calendar year of 2006.

Most all the Maine Agricultural Fairs are run by volunteers, and very few have full time employees. I requested a breakdown of how the Racino money was spent by each Fair, and found that most Fairs did not keep the Racino funds separate from their operating funds. You can see from the enclosed schedules, the money was used to improve the fairgrounds, or to increase premiums paid to exhibitors at the fairs.

Prior to receiving funds from the Agricultural Fair Support Fund Maine Fairs did and still do receive money from the Stipend Fund. This Fund has for the past several years decreased, as its source of money comes from the Harness Racing Handle. This Fund has decreased over 16% since 2003.

The Agricultural Fair Support Fund has made up the shortfall allowing Agricultural Fairs to make needed capital improvements to the grounds, give back more premiums to exhibitors and provided more agricultural demonstrations as well as higher quality entertainment. In short, many of the Maine Fairs would not be able to keep up with the ever changing regulations and requests from the public if the Agricultural Fair Support Fund was not available.

Sincerely,



Frederick B. Lunt, Jr.
Fair Coordinator

Review of Allocation of Slot Machine Revenue
Agricultural Fairs
September 2010

The Agricultural Fair account (014-01A-5695-01) receives 13% of the 66% of the Premium Reimbursement Fund available each year to the 25 Agricultural Fairs since 2005. The funds are used exclusively to support the activities of this program. The Funds are distributed on a calendar year. Funds are used for personal services, fringe benefits, for the Fair Coordinator (Agricultural Promotional Coordinator) testing of pulling animals and the Pull Event Commission expenses. The expenses of the Fair Evaluators are also paid from this account as outline in the State Statutes. Other expenses such as vehicle expense, expenses of the mobile exhibits, travel and general operating expense are paid from these funds.

The following shows the amounts received and amounts expended in totals;

Year	Amount Received	Amount Spent
2006	\$9,159.00	\$121,204.00
2007	\$82,045.00	123,387.00
2008	95,636.00	137,525.00
2009	112,612.00	137,811.00
2010	133,281.00	to April 2010 115,879.00

This account also receives funds from the Stipend Fund. Since 2003 to date this fund has reduces by 16%. The Premium Reimbursement Fund has provided funding to make up for reduction. This account only operates from dedicated funding.

Bangor State Fair
Bangor, Maine

This Fair received the following funds from the Agricultural Fair Support Fund:

2006	\$3,083.00
2007	24,198.00
2008	28,470.00
2009	23,014.00
2010	35,409.00
Total Received	<u>\$1,141,740.00</u>

This is a municipal owned and operated Fair. The revenues from the Bangor State Fair become part of the total operating budget of the Bass Park Fund.

Average paid attendance for 2006 to 2009 is 58,000 people.

Clinton Lions Club Fair
Clinton, Maine

This Fair received the following funds from the Agricultural Fair Support Fund:

2006	\$1,188.00
2007	10,254.00
2008	13,297.00
2009	18,658.00
2010	22,766.00
Total Received	<u>\$66,163.00</u>

The Fair reported using The Agricultural Fair Support Funds on the following:

New food and office building, improvements to other buildings	\$25,587.00
New equipment for buildings and grounds	20,929.00
Sound System updating	1,824.00
Electrical work	22,456.00
Water, Sewer and earthwork	35,964.00
Signs and fencing	5,462.00
Purchase of land (over 5yrs) and interest	20,834.00
Total spent	<u>\$133,056.00</u>

Average reported paid attendance for 2006-2009 is 14,500 people

Cochnewagon Agricultural Association
Monmouth Fair
Monmouth, Maine

The Fair received the following funds from the Agricultural Fair Support Fund:

2006	\$628.00
2007	5,414.00
2008	6,229.00
2009	6,917.00
2010	8,237.00
Total received	<u>\$27,425.00</u>

This Fair reported spending the following funds:

Improvements to buildings and new buildings	\$13,092.00
Increase premiums paid to exhibitors	13,681.00
Update electrical system	7,570.00
Improvement to exhibits	750.00
Total spent	<u>\$35,093.00</u>

Average paid attendance reported for 2006-2009 is 4200 people.

Cumberland Farmers Club
Cumberland Fair
Cumberland, Maine

This Fair received the following funds from the distribution of the Agricultural Support Fund;

2006	\$4,823.00
2007	44,033.00
2008	48,765.00
2009	66,335.00
2010	66,415.00
Total Received	<u>\$230,371.00</u>

This Fair reported spending the following funds on improvements:

Improvements to buildings	\$65,333.00
New fencing	8,551.00
New Maple Sugar House	10,927.00
Payment on Land Purchase	20,527.00
Purchase of equipment	50,014.00
Payment and interest on 2 loans	31,567.00
Electrical and plumbing update of campgrounds	5,796.00
Total Spent	<u>\$192,715.00</u>

Average paid attendance reported for 2006-2009 is 24,600 people.

Franklin County Agricultural Society
Farmington Fair
Farmington, Maine

This Fair received the following amounts for the Agricultural Fair Support Fund:

2006	\$2,694.00
2007	25,227.00
2008	30,402.00
2009	35,778.00
2010	45,342.00
Total Received	<u>\$139,443.00</u>

This Fair used the Agricultural Fair Support Fund on the following:

Rehab an Old School House moved on to grounds	\$41,978.00
Hot topped midway area	18,412.00
Repairs to Buildings	34,198.00
Purchased a horse barn on Fair Grounds	38,245.00
New Bathroom	56,624.00
Purchased equipment for Fair Grounds	31,131.00
New Fencing	2,950.00
Total Spent	<u>\$223,538.00</u>

Average paid attendance reported for 2006-2009 is 24,600 people

Hancock County Agricultural Society
Blue Hill Fair
Blue Hill, Maine

This Fair received the following funds from Agricultural Fair Support Fund:

2006	\$2,112.00
2007	21,330.00
2008	19,897.00
2009	26,370.00
2010	37,837.00
Total Received	<u>\$107,546.00</u>

This Fair reported spending the following funds:

Electrical, fencing, and bleachers	\$11,476.00
New buildings and additions to existing building	15,000.00
Improvements to infrastructure	50,206.00
Total spent	<u>\$76,682.00</u>

Average reported paid attendance for 2006-2009 is 29,600 people.

Harmony Free Fair
Harmony, Maine

This Fair received the following funds from the Agricultural Support Fund:

2006	Was not a licensed Agricultural Fair until 2007	
2007		\$2,659.00
2008		6,173.00
2009		7475.00
2010		8,220.00
	Total received	<u>\$24,527.00</u>

This Fair spent the Agricultural Fair Support Funds as follows:

Installed Septic System on Grounds	\$16,998.00
Built new public bathrooms	63,925.00
Build new animal barn	5,640.00
Built new exhibit hall	12,620.00
Improvement to electrical system	5011.00
	Total Spent <u>\$104,194.00</u>

Average reported attendance for 2006-2009 is 9500 people.

Houlton Fair
Houlton, Maine

This Fair received the following funds from the Agricultural Fair Support Fund:

2006	\$2840.00
2007	21,735.00
2008	21,230.00
2009	33,657.00
2010	41,169.00
Total Received	<u>\$120,631.00</u>

This Fair reported spending the following funds:

Build new buildings	\$6,033.00
Improvements to buildings	12,220.00
Improvements to grounds	7,380.00
Electrical upgrade	9,095.00
New equipment	14,337.00
Upgrade to entertainment	50,837.00
Purchased land for new Fair Grounds (down payment)	20,000.00
Payment on Exhibit Hall Mortgage	42,500.00
Increased premiums paid	5,500.00
Consultant to lay out new land	7,400.00
Payment on new land	19,005.00
Total Spent	<u>\$194,307.00</u>

Average paid attendance reported for 2006-2009 is 12,750 people.

This Fair is now using land owned by the Town. They have built some buildings that they plan to move to their new location once the new Fair Ground is built.

Litchfield Farmers Club, Inc.
Litchfield Fair
Litchfield, Maine

This Fair received the following funds from the Agricultural Fair Support Fund:

2006	\$1,511.00
2007	13,432.00
2008	16,788.00
2009	19,039.00
2010	25,116.00
	Total Received <u>\$75,886.00</u>

This Fair reported spending the following funds:

Increase premiums paid to exhibitors	\$37,943.00
New Bathroom	25,158.00
New Livestock scales and building	9,118.00
Repairs and updating of buildings	9,635.00
Additional Entertainment	7,065.00
New Entertainment Stage	8,065.00
	Total Spent <u>\$96,984.00</u>

Average paid attendance report for 2006-2009 is 9600 people.

Maine Organic Farmers and Gardeners Association
Common Ground Country Fair
Unity, Maine

This Fair received the following from the Agricultural Fair Support Fund:

2006	\$1,059.00
2007	2,668.00
2008	9,338.00
2009	10,598.00
2010	27,337.00
	Total received <u>\$51,000.00</u>

This Fair reported using the Agricultural Fair Support Funds along with other funding to upgrade their facility.

Construct new exhibition barns, greenhouses, wind-turbine generator, grey water system, fire suppression system, upgrade electrical systems and install solar panels. \$150,815.00

Purchase livestock gates, land improvement 13,193.00

Install new lighting, new communications equipment, signage 22,260.00

Updated kitchen to comply with food-safety code 28,221.00

Purchase of land 139,000.00

Total spent \$353,489.00

Average reported paid attendance for 2006-2009 is 41,830 people.

New Portland Lions Club Agricultural Fair
North New Portland, Maine

This Fair received the following funds from the Agricultural Fair Support Fund:

2006	\$439.00
2007	4,080.00
2008	3,933.00
2009	3,654.00
2010	5,700.00

Total received \$17,806.00

This Fair reported spending the following funds:

Improvements to buildings and build new buildings	\$8,914.00
Improvements to plumbing system	2,357.00
Electrical and PA systems	1,715.00
Repairs to animal pulling ring	1,315.00

Total spent \$14,301.00

Average paid attendance reported for 2006-2009 is 4680 people.

Northern Maine Fair
Presque Isle, Maine

This Fair received the following funds from the Agricultural Fair Support Fund:

2006	\$2,740.00
2007	27,333.00
2008	30,976.00
2009	30,188.00
2010	44,542.00

Total received \$135,779.00

This Fair reported spending the following funds on improvements:

New Building	\$125,000.00
Improvements to existing building	31,295.00
New exhibit area	15,000.00
Electrical improvements	52,815.00
Safety Improvements to mechanical pulling track	50,000.00
New fence (State Street)	8,000.00

Total Spent \$282,110.00

Average paid attendance reported for 2006-2009 is 24,800 people.

Ossipee Valley Agricultural Fair
South Hiram, Maine

This Fair received the following funds from the Agricultural Fair Support Fund:

2006	\$1,615.00
2007	15,418.00
2008	17,396.00
2009	21,034.00
2010	24,043.00

Total received \$79,506.00

This Fair reported spending the following funds on improvements:

Premiums Increase Paid	\$8,347.00
Improvements to buildings	4,892.00
Electrical improvements	23,870.00
Plumbing Improvements	4,350.00
Land Improvement	7,014.00
Paving	6,720.00
Digital Time Clock	978.00

Amount Spent \$56,171.00

Average paid attendance reported for 2006-2009 is 6500 people.

Oxford County Agricultural Society
Oxford County Fair
Oxford, Maine

This Fair received the following funds from the Agricultural Fair Support Fund

2006	\$1,994.00
2007	18,234.00
2008	21,942.00
2009	27,692.00
2010	24,919.00

Total Received \$94,781.00

This Fair reported the following funds spent on improvements:

New Buildings	\$98,034.00
Expo 1 improvements	14,634.00
Electrical Improvements	63,329.00
Fencing	7,987.00

Amount spent \$183,984.00

Average paid attendance reported for 2007-2009 is 21,500 people

Piscataquis Valley Fair
Dover- Foxcroft Fair
Dover- Foxcroft, Maine

This Fair received the following funds from the Agricultural Fair Support Fund:

2006	\$1,254.00
2007	10,774.00
2008	12,740.00
2009	18,280.00
2010	15,992.00
	Total Received <u>\$59,040.00</u>

This Fair reported the following funds spent on improvements:

New Bathroom	\$7,503.00
Improvement to existing buildings	11,324.00
New Ice Cream Parlor	6,930.00
New Stage	18,502.00
	Amount Spent <u>\$44,259.00</u>

Average paid attendance reported for 2006-2009 is 9280 people.

Pittston Fair
Pittston, Maine

This Fair received the following funds from the Agricultural Fair Support Fund:

2006	\$1,267.00
2007	9,054.00
2008	12,104.00
2009	18,334.00
2010	18,772.00

Total received \$59,531.00

This Fair reported spending the following funds on new equipment and improvements to the fair grounds.

Building repairs and improvements	\$112,748.00
New Equipment	14,106.00
New Buildings	98,242.00
Repairs to utilities	78,147.00
Repairs to outdoor facilities	13,178.00

Total repairs and improvements \$316,421.00

Average paid attendance reported for 2006-2009 is 3390 people.

Sagadahoc Agricultural & Horticultural Society
Topsham Fair
Topsham, Maine

This Fair received the following funds from the Agricultural Fair Support Fund:

2006	\$1,999.00
2007	9,700.00
2008	12,932.00
2009	20,398.00
2010	23,345.00

Total received \$68,374.00

This Fair reported the following funds spent on improvements:

Repairs to Building (exhibit hall)	\$10,800.00
New buildings	4,998.00
New security system	1,347.00
Electrical improvements	23,188.00
Repairs to race track	20,107.00

Amount spent \$60,440.00

Average paid attendance reported for 2006-2009 is 18,800 people.

Skowhegan State Fair
Skowhegan, Maine

This Fair received the following funds from the Agricultural Fair Support Fund:

2006	\$4,417.00
2007	43,167.00
2008	53,582.00
2009	57,891.00
2010	64,444.00

Total Received \$223,501.00

This Fair reported the following funds spent:

New fencing	\$9,209.00
New Barn	133,587.00
Purchase of additional Property	84,764.00
Repairs to buildings	15,800.00
Electrical and phone updates	10,594.00
Water line and plumbing improvements	3,727.00
Painting Buildings	6,699.00
New Computers and programs	6,552.00
New Picnic Tables	2,469.00
Paving	17,650.00

Amount spent \$291,251.00

Average paid attendance reported for 2006-2009 is 56,000 people.

Springfield Fair Association, Inc.
Springfield Fair
Springfield, Maine

This Fair received the following funds from the Agricultural Fair Support Fund:

2006	\$1,145.00
2007	9,700.00
2008	12,932.00
2009	20,398.00
2010	23,345.00
Total received <u>\$67,520.00</u>	

The Fair reported spending the following on repairs, new structures, and equipment:

Repairs to building	\$35,190.00
New Structures	25,878.00
Electrical and plumbing improvements	12,299.00
Payment on Purchase of additional land (25 acres for parking)	17,695.00
New fencing and earth work	27,136.00
New bleachers	4,124.00
Paid off Note (Refinanced with new mortgage)	25,000.00
Total spent <u>\$147,322.00</u>	

Average paid attendance reported for 2006-2009 is 12080 people.

State of Maine Wild Blueberry Festival
Union Fair
Union, Maine

This Fair received the following funds from the Agricultural Fair Support Fund:

2006	\$2,906.00
2007	29,506.00
2008	25,886.00
2009	30,701.00
2010	32,777.00
	Total received <u>\$92,270.00</u>

This Fair reported the following funds spent on improvements:

New Building (blueberry & 2 barns)	\$60,782.00
Water and drainage improvements	28,794.00
Expansion of parking area and road	52,949.00
	Total Spent <u>\$142,525.00</u>

Average paid attendance reported for 2006-2009 is 23,900 people.

Waterford World's Fair Association, Inc.
Waterford, Maine

This Fair received the following funds from the Agricultural Fair Support Fund:

2006	\$146.00
2007	1,762.00
2008	3,689.00
2009	4,227.00
2010	4,353.00

Total Received \$5,597.00

This Fair reported sending the following funds on improvements and equipment:

New buildings	\$7945.00
New Bathrooms	30,055.00
Repairs to buildings	15,612.00
Improvements to grounds (walkways, road, show rings)	8,421.00
Electrical improvements	4,567.00
Signs and equipment	2,893.00

Total Spent \$69,493.00

Average paid attendance reported for 2006-2009 is 1149 people.

Wesserunett Valley Fair
Athens, Maine

This Fair has received the following funds from the Agricultural Fair Support Fund:

2006	\$440.00
2007	3,307.00
2008	3,566.00
2009	4,522.00
2010	3,324.00

Total Received \$15,590.00

This Fair reported spending the following for improvements;

Improvements to the Horse ring	\$876.00
Improvements to electrical	513.00
Repairs to Roadways	549.00

Amount Spent \$1,938.00

Average paid attendance from 2006 to 2009 is 1400 people.

West Oxford Agricultural Society
Fryeburg Fair
Fryeburg, Maine

This Fair received the following funds from the Agricultural Fair Support Fund:

2006	\$14,622.00
2007	132,159.00
2008	148,308.00
2009	165,153.00
2010	189,859.00
Total Amount Received	<u>\$650,101.00</u>

This Fair spent the funds received for the Agricultural Fair Support Fund as follows:

Equipment for animal exhibition (pens, etc.)	\$33,879.00
Landscaping and seating for the public	6,722.00
Additional paving	56,960.00
Updating Electrical, Water System, and other Safety Items	194,055.00
Additions and repairs to buildings and Garden Center	105,815.00
New restroom with handicapped access/Mother's Lounge	66,202.00
Development of new exhibit area	18,938.00
New dining and sleeping area for workers and guests	146,215.00
Provide Technology Upgrades	12,379.00
Total Spent	<u>\$641,165.00</u>

Average paid attendance reported 2006-2009 is 171,300 people.

Windsor Fair
Windsor, Maine

This Fair received the following funds from the Agricultural Fair Support Fund:

2006	\$5,047.00
2007	46,165.00
2008	58,619.00
2009	70,068.00
2010	81,002.00

Total received \$260,901.00

This Fair reported spending the following on improvement and expansion:

Increase of premiums paid exhibitors	\$18,043.00
Building and repairs to walkways, roads and outside exhibit areas	126,293.00
Repairs, additions, and new structures	70,146.00
Upgrade electrical and plumbing system	32,939.00
New flag poles	6681.00

Total spent \$254,102.00

Average paid attendance reported for 2006-2009 is 51,200 people.

York Agricultural Association
Acton Fair
Acton, Maine

This Fair has received the following funds from the Agricultural Fair Support Fund:

2006	\$1,318.00
2007	11,409.00
2008	13,522.00
2009	14,806.00
2010	17,384.00
2011	
Total Received	<u>\$58,439.00</u>

The Acton Fair reported that they have spent the following funds:

Paid off loan on newly constructed bathroom	\$5,118.00
Paving on Fair Grounds	5,950.00
Electrical upgrade	3,168.00
Premiums paid to exhibitors	8,960.00
Roof over bleachers	1,050.00
Improvements to Water Supply	2,003.00
New Exhibition/museum Building	32,270.00

Total Spent \$58,519.00

Average paid attendance from 2006 to 2009 has been 10,800 people.

REPORT TO JOINT STANDING COMMITTEE ON LEGAL AND VETERANS AFFAIRS

REVIEW OF ALLOCATION OF SLOT MACHINE REVENUE ('the CASCADE')

Submitted on behalf of

LRI, Inc. d/b/a Winner's Circle OTB

Lewiston, Maine 04240

LRI, Inc. has been in operation as an Off Track wagering facility (OTB) since 1995. At that time, the OTBs in the State of Maine, were the single reason that harness racing continued. Like most parts of this Industry, it was developed to become a viable part of the Industry and provide economic stimulus to the rest of the Industry. It acted as a lifeline, to match changes in technology and the ever changing world. As it did to all of its Industry compatriots that existed prior, it too needed a lifeline, with the addition of a Racino in the State of Maine. Negotiations between the Racino and the Industry produced a model, whereby additional funds not contemplated by the Voter's Referendum, would go to the State of Maine, and each participant in the Industry. The greater good of sustaining the Industry in its entirety and softening the economic hardship that a Racino would place on the Industry was turned in to Legislation by your predecessors on the Legal and Veterans Affair Committee. Through much testimony, and the learning of the Industry, the prior Committee saw economic value in using additional funds which the Racino operator agreed to distribute, to sustain the economic benefit of this proud and historic broad reaching Industry.

The result was exactly as the law had intended. For without this "cascade" many participants in the Industry would no longer be viable. While I won't talk to the benefits achieved by the Sires Stakes, the purses that the Industry races for, the Tracks not fortunate enough to have slot revenue, and the broad based and historic Fairs of our Great State, I will speak to what the cascade has done for the OTBs.

Without this cascade, Lewiston and Brunswick would not have been able to build new facilities and modernize their facilities to reach out further to broaden the fan base. While both of them did their construction at a time when the economy was collapsing; this speaks volumes as to their dedication to the Industry and their reliance on the future of the cascade. Every OTB facility would be operating at a loss if it were not for the cascade. At the time of the Racino

passing, there was legislation that would have placed slot machines in each of the OTBs (as well as Scarborough Downs), giving life blood to them, to the Industry and the State. This legislation was overwhelmingly supported by 85+% of the then existing legislature and waiting for a Governor’s signature. As part of the negotiations to not get into a veto fight, the Governor and Legislature suggested with the approval of the Industry and the Racino operator this cascade of funds generated from a percentage of revenue that was suppose to stay with the Racino according to the Voter’s Referendum.

It would be a mistake to look at any single portion of the cascade, since each of the participants pay to the State and others, far more than they receive. Since the cascade of funds from the Racino first started, the following chart shows money received by the Lewiston OTB and money generated and paid the State of Maine.

	Racino Fund to OTB	Money Paid to the State of Maine
2005	17,788.56	937,948.81
2006	159,373.20	867,287.00
2007	185,773.20	795,816.80 (NEW OTB Constructed 11/07)
2008	234,785.80	865,996.75
2009	240,157.20	729,929.88
2010 proj	150,943.62 estimate	635,000.00 estimate

As you can see, we pay into the State a far greater amount of money than we generate (money we earn) from the Racino cascade. The economic impact of the funds we generate for the Industry make this an even greater number. Clearly, it would be a mistake and short sighted to change the cascade and lose the benefit of the OTBs.

In our case, the Lewiston OTB went even a step further building a \$1 Million facility to revitalize the handle and the funds generated by the OTB. We succeeded but have fallen into one of the worse economic climates of our time. We invested money we needed just to operate to benefit all within the Industry and the State. We invested more than we have received from the cascade. Again, clearly matching the intentions of what this cascade was to do for the OTBs.

It has been questioned as to what guidance or assurance there is that these funds are doing what they were intended. Each year the Racing Commission overseas our financials and our list of capital improvements. Each year it has become clearer that this cascade is necessary for operating expenses alone. We pay too great of a percentage to the State and the Industry

participants with the basic formula of the OTB existence. The Tracks offer the same wagering on out of state signals and keep 50% more of their income. Since 1995, we have operated without the ability to raise pricing since it is a formula of the law, while expenses around us have grown annually. (if they grew 3% per year, then they have gone up 45% since our inception while our ability to raise pricing has been ZERO). We earn and pay to the State a greater income number, than we ever receive from the cascade but we, as participants in the industry participate. We give the State almost 50% of what we earn. To take one away without an adjustment of the other will be suicide and statement that you no longer want the benefit of what these operations bring to the Industry and to the economic impact we create for jobs, local suppliers, real estate taxes and consumer spending. All of these factors were discussed in the "the Economic Impact of the Equine Industry in Maine" as it pertains to the impact of harness racing for the State of Maine. The conclusions were astounding as to the Millions generated and jobs created.

The following outlines our income, money generated for the State of Maine, and the expenses that have been rising over the 15 years of our existence without the ability to raise our pricing. Also note, that almost 50% of our income generated goes to the State. This is the highest taxed OTB model in the United States and for that matter in the world. It is the layered industry that this State has created that makes it work. But like a house of cards, one card removed (one income source changed) and the results will be a crashing of the Industry and many of its participants.


Winner's Circle OTB

2008 -2009

	2008	2009
Employees	28	27
Amount Wagered	8,724,187	7,717,567
Amount Kept by OTB	989,981	843,056
Amount Sent to State of Maine	865,997	729,930
Salaries and Wages	547,102	527,351
Handle Related Expenses		
Track fees	364,297	316,932
Totalizator fee	54,000	53,980

Fair fee	4,019	1,119
Decoders	72,305	72,491
Utilities	67,086	50,650
Real Estate & Property Tax	23,139	25,517
Food & Beverage	143,352	108,793

**Report to Joint Standing Committee on Legal and Veterans Affairs
Review of Allocation of Slot Machine Revenue**



**Submitted by
Autotote Enterprises
The Turf Club at John Martin's Manor
55 College Avenue
Waterville, ME**

The Turf Club at John Martin's Manor

Autotote Enterprises, Inc. purchased John Martin's Manor in June 2005. The sale included the real estate, restaurant and Off-Track Betting operation.

Autotote continued to operate the restaurant in an effort to preserve jobs, grow the business and maintain a cherished local institution that was an important part of the local community. Unfortunately, declining consumer demand led to the closing of the restaurant in December 2007.

The racino funds, also known as the cascade, are critical in sustaining the operation in the midst of a poor economy, declining handle, escalating costs, and general operating expenses. Without the funds, John Martin's Manor would cease to exist.

The economic benefit of the cascade has been measureable.

Since June 2005 - 2009, Autotote generated \$1, 813,953 in payroll employing people in Waterville and surrounding communities. In addition, it has purchased goods and services from numerous small businesses in the area.

Autotote pays ten percent in state tax that fund purses for the harness industry. From 2005 through 2009, Autotote has paid \$2,507,387 in taxes to the State of Maine.

Direct Economic Impact

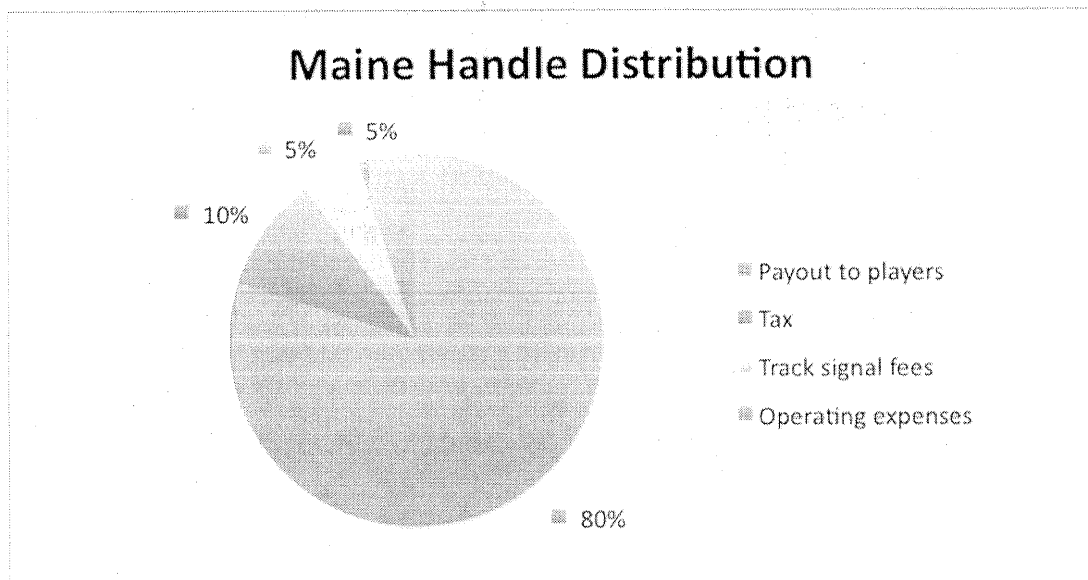
2005 – 2009

Pay-Roll	\$1,813,953
Tax to State & Industry	\$2,507,387

Economics of Pari-Mutuel Wagering

Understanding the economics of pari-mutuel wagering is critical to understanding the obstacles facing off track wagering. When someone places a wager in Maine, approximately 20% of that wager is retained by the operator; however, 80% is redistributed to the players as winning pay-outs. From the 20% that is paid to the operator, the operator has to give one-half to the racing industry. As a result, the operator receives 10% of the wager to cover all other expenses such as track fees, employee compensation, maintenance and repair to the premises and other expenses.

Handle Allocation





From 2005 – 2009, the Turf Club at John Martin’s Manor contributed \$2,507,387 in tax revenue.

Autotote employed 15 people in 2008 and 14 in 2009.

Employees				
	Full	Part time	Total	Pay-roll
2009	1	13	14	\$163,384
2008	1	14	15	\$164,066

In a study, *The Economic Impact of the Equine Industry in Maine*, prepared for the Maine Harness Racing Promotion Board and the Maine Farm Bureau Horse Council analyzed the impact of harness racing for the state including live racing and off-track betting facilities. According to the study:

“The direct business sales in 2006 at live racing and off track betting facilities amounted to approximately \$20 million. These sales created 500 jobs and \$7 million in income.

The indirect, or supply chain impact of the \$20 million in business sales amounts to an additional \$5 million in business sales, supporting an additional 75 jobs earning an income of about \$2 million.

The induced, or consumer spending, impact of the direct and indirect spending amounts to almost \$15 million in additional business sales, with another 175 jobs earning approximately \$6 million in income.

The \$20 million in sales at these live racing and off-track betting facilities results in approximately \$40 million in total sales for Maine business and support an estimated 750 jobs earning about \$15 million in income.”

The regulatory requirements to operate an off track betting facility are costly. For instance, the OTB operators are required to have a Class A Restaurant / Lounge liquor license, which requires the operation of a restaurant. Unfortunately, operating a restaurant is difficult in any climate, but particularly during slower economic times.

Restaurant Operations	2008	2009
Revenue	\$58,250	\$64,453
Expenses	\$162,531	\$169,159
Total	-\$104,275	-\$104,706

Other significant expenses related to daily operations include

Significant Operating Expenses	2008	2009
Handle Related Expenses	\$325,972	\$256,624
Payroll	\$163,384	\$164,066
Utilities	\$79,456	\$69,964
Real Estate & Property Tax	\$25,366	\$25,366
State Tax	\$500,255	\$384,385

As such, the cascade has been necessary to keep the operation viable – creating jobs, supporting ancillary businesses and contributing to agribusiness. With the economic constraints imposed on OTB the Cascade is critical to OTB’s survival.

The OTB network was established in 1995 to support the harness industry by generating revenue for purses, but the world has changed since the introduction of the OTB in the early nineties. Today, there is increased competition for people’s discretionary income, including poker games, internet wagering, slot machines, etc.

It was the establishment of a Racino in Bangor that led to the creation of the cascade to help sustain the Off-Track Betting network, fairs and other segments of the harness industry, because the racing industry would be negatively impacted by competition from slot machines.

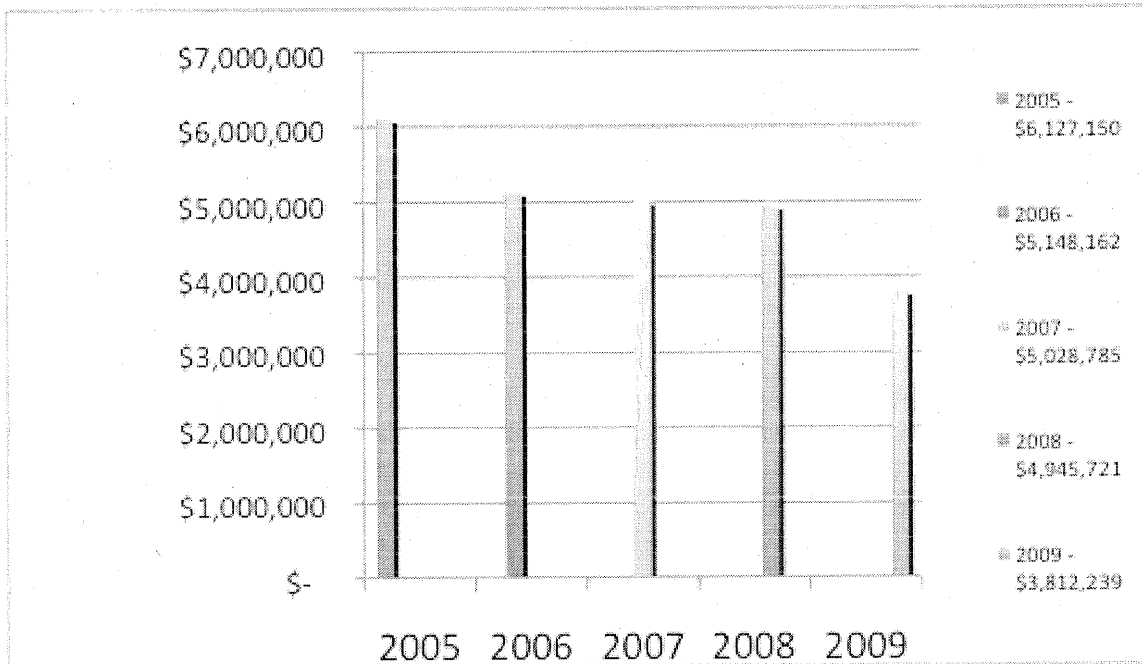
Many states have recognized this dilemma and have voted enthusiastically to support the pari-mutuel industries in their states because they are huge economic generators, employing thousands of people, supporting ancillary businesses, saving green space and sustaining a way of life and the traditional values communities cherish.

Since 2005, John Martin's Manor received \$773,731 from the cascade, while providing the State of Maine with substantial tax revenue and employing Maine residents that we estimate has benefitted the State to over \$4.3 million. This does not take into account local real estate and property taxes, money spent on goods and services and other expenditures.

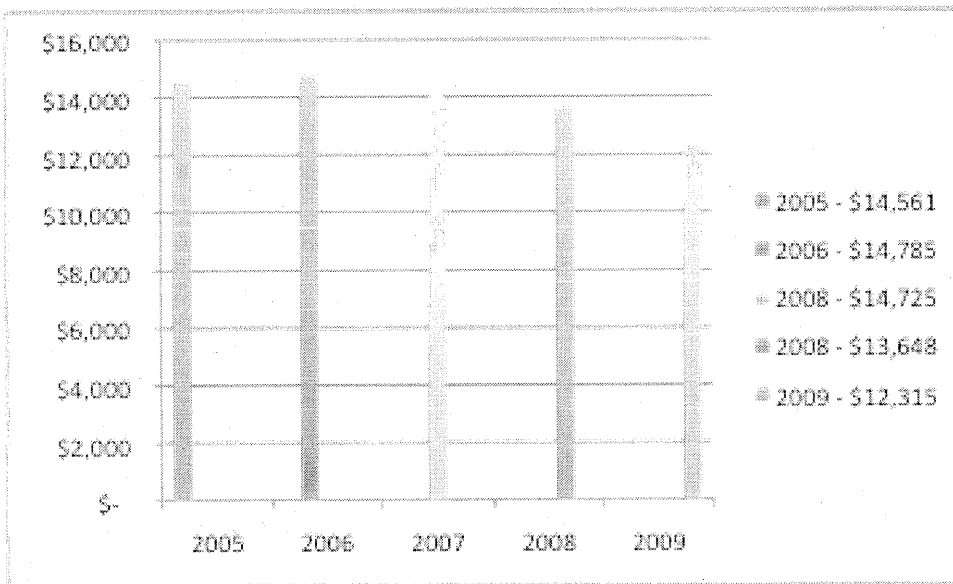
The Cascade is a vital part of the economics of owning and operating an off-track wagering operation in Maine, and AEI is strongly in favor of its continuation.

Declining Business at the Turf Club

Handle (money wagered) has been declining, not only in Maine, but also throughout the industry nationwide. Turf Club Handle:



National Thoroughbred Pari-Mutuel Handle Decline



Information from The Jockey Club. (billions)

Conclusion

The 10% tax on gross handle, increasing costs, declining handle and poor economy make for a difficult business climate. Due to this environment, John Martins Manor is in survival mode. At this time it is difficult to make significant capital expenditures, because the revenue stream may not support a return on investment. With the continued threat that the racino money may be rescinded, making long term decisions becomes difficult.

Autotote elected to preserve the on-going business that it purchased in 2005, generating over \$1. 8 million in pay-roll, but was unsuccessful keeping the restaurant operation viable.

Autotote understands the importance to the state of Maine, to the breeders, owners, farm and track employees and ancillary businesses that support this vital agribusiness that has been such a big part of the tradition and history of the state. Autotote will continue to work to improve its operation in order to grow handle, generate revenue for the state and keep people gainfully employed. The continuation of the cascade is critical to the viability and sustainability of the Off-Track Betting operation.



MIDCOAST OTB, INC
d/b/a Winner's OTB
SAGTUCK, INC
d/b/a Winner's Sports Grill
20 Farley Road
Brunswick, ME 04011
(207) 725-8801

September 15, 2010

RE: Cascades

Danielle Fox
Office of Policy and Legal Analysis
13 State House Station
Augusta, ME 04333

Dear Ms Fox,

Per the request of LVA, attached are the breakdowns requested for the September 27 Monday morning hearing.

All monies received from years 2005 to mid-2010, \$879,296.41, from the Racino disbursements were used to offset expenses incurred during the day to day operations of our facility.

It enabled us to meet payroll, replace & maintain our heating/cooling systems, improve the building interior and exterior, etc. at our previous location of 24 Gurnet Road from 2005 to mid-2008. We were leasing our space from the Atrium Hotel since our inception of the family-oriented Winner's Sports Grill in 1993. In 1996 we opened Midcoast Off-Track Betting, followed by a banquet facility for private and large functions in 2005. The Atrium Hotel ceased their operations on September 11, 2006. From that point on Winner's was forced to heat and provide electricity for the entire building in order to stay open; despite our best efforts to find a new location. In mid-2008, we were given notice to vacate the building in ninety (90) days as it had been sold. From that day forward to present, the monies were used to find a new location and build, equip, and move into our present location at 20 Farley Road, as well as moving & storage expenses incurred for our furniture and equipment during the process. Before being forced to vacate, we employed thirty-plus (30+) people; we currently employ fifteen (15), due to downsizing.

Our intentions are to expand when the current economy improves and employ more people.

At present, we are utilizing the monies to pay down the balance of rebuilding & refurbishing of this location as well as the ongoing expenses of our day to day operations. We are all trying to survive in this industry, in spite of the economy. Our revenue is going down and all related expenses are rising. The vendors can pass on their price increases to us, but we are unable to raise our prices or get a reduction on percentages paid out to the entities involved in this venue. One of our largest money losses is maintaining our restaurant; its revenue does not exceed its expenses; unfortunately we have to continue in this venue according to present dictates of the gaming commission.

Regards,

Gary Sagris, President

Maine Off-Track Betting Contributions & Costs: Winner's OTB & Sports Grill							2005	2006	2007	2008	2009	Aggregate Totals
Employees: OTB												
Full time	6		5	6	6	6				6		
Part-time	5		6	3	3					2		
Employees: Grill												
Full time	15		18	17	17	17				4		
Part-time	7		10	10	10					5		
Wages & Salaries: OTB	\$204,914.00	\$200,143.00	\$185,593.00	\$151,521.00	\$147,466.00	\$889,637.00						
Wages & Salaries: Grill	\$351,044.00	\$382,320.00	\$390,108.00	\$274,582.00	\$142,313.00	\$1,540,367.00						
Commissions: State	\$743,379.00	\$676,132.00	\$642,844.00	\$407,323.00	\$348,883.00	\$2,818,561.00						
Commissions: 6%: Miller, John		\$3,858.00		\$13,150.00	\$14,928.00	\$31,936.00						
Related Expenses:												
Tracks	\$39,238.00	\$34,410.00	\$22,376.00	\$18,714.00	\$20,537.00	\$135,275.00						
Tote	\$91,692.00	\$70,097.00	\$60,672.00	\$50,779.00	\$36,825.00	\$310,065.00						
Interface	\$7,881.00	\$7,334.00	\$6,830.00	\$5,008.00	\$3,851.00	\$30,904.00						
Simulcast	\$280,923.00	\$244,444.00	\$254,341.00	\$192,801.00	\$153,874.00	\$1,126,383.00						
Decoders	\$85,056.00	\$85,951.00	\$53,040.00	\$91,266.00	\$68,343.00	\$383,656.00						
Food & Beverage	\$422,663.00	\$414,073.00	\$404,290.00	\$313,450.00	\$136,077.00	\$1,690,553.00						
Utilities: OTB	\$6,373.00	\$1,015.69	\$5,799.00		\$9,152.00	\$22,339.69						
Utilities: Grill	\$5,329.00	\$33,379.00	\$134,123.00	\$130,570.00	\$8,829.00	\$312,230.00						
Rent-Building: OTB	\$49,728.00	\$65,456.00	\$49,728.00		\$56,000.00	\$220,912.00						
Rent-Building: Grill	\$35,105.00	\$43,776.00	\$10,201.00	\$37,500.00	\$56,000.00	\$182,582.00						
Rent-Equipment: OTB					\$9,109.00	\$9,109.00						
Rent-Equipment: Grill												
TOTAL COSTS:	\$2,323,325.00	\$2,258,530.69	\$2,223,803.00	\$1,686,664.00	\$1,203,078.00	\$9,695,400.69						
NOTES:				**Closed 09/27/08	**Opened 01/13/09							
Year 2008; closed Sept 27												
Utilities & Rent were being paid out-of pocket by Gary Sagris & Sports Grill from Sept 2006 until Sept 2008,												
due to Atrium Hotel closing Sept 2006. All utility cost were for entire hotel building @ 24 Gurnet Rd., not only space												
occupied by Winner's OTB & Sports Grill.												
Year 2009: reopened Jan 13												

OTB Stabilization Funds Received from Penn Nat'l slots

Year	Date	Trimester	Check #	Amount	Sub-Totals
2005	02/16/2006	3rd	160400169	\$12,500.00	
	03/10/2006	3rd	1606200361	\$5,288.56	
2006	05/17/2006	1st	1613000160	\$46,942.90	
	09/21/2006	2nd	1626100181	\$55,168.04	
					\$119,899.50
2007	01/17/2007	3rd	1701000153	\$57,262.23	
	05/16/2007	1st	1713100451	\$60,014.85	
	09/26/2007	2nd	351199	\$64,303.00	
					\$181,580.08
2008	01/28/2008	3rd	804327	\$61,455.32	
	05/21/2008	1st	1448519	\$59,814.72	
	09/26/2008	2nd	1976264	\$98,225.03	
					\$219,495.07
2009	01/30/2009	3rd	2487604	\$76,746.05	
	05/20/2009	1st	3078782	\$76,504.43	
	10/14/2009	2nd	3626340	\$95,546.15	
					\$248,796.63
2010	02/02/2010	3rd	4100987	\$68,106.63	
	05/25/2010	1st	4694947	\$41,418.50	
		2nd			
					\$109,525.13
2011		3rd			
		1st			
		2nd			
					\$0.00
Total to date:					\$879,296.41

Memorandum Submission of Sanford OTB

Members of Joint Standing Committee on Legal Veterans' Affairs,

Please accept this memorandum and the attached spreadsheet as the Sanford OTB's submission of information the Committee has requested concerning the use to which the Sanford OTB has placed the distributions it received under Maine law from the Bangor racino operation. We note initially the following:

1. Under that law, the OTBs' shared distribution has been reduced by one-half, from two percent to one percent;
2. The Fund to Stabilize OTBs was created because at the time the Bangor Racino was approved by Maine voters and by the Maine Legislature, Maine's OTBs were suffering steady declines in revenue; they were required to share substantial revenues with Maine harness racing, while competing with illegal and out-of-state wagering (including wagering on horse races) that does not share revenues with Maine harness racing.
3. The declines in OTB revenues were also attributable to the proliferation of other forms of gaming, including increased slot gaming in the northeast; several of our OTBs, including the OTB in Waterville, were expected to be particularly hard hit by the Bangor racino;
4. The Maine statutes governing the participants in Maine harness racing have long required revenue sharing, under which all venues contribute monies to various funds which are then distributed through the harness racing industry;

At this week's hearing, we sensed that some on the Committee believe no good public-policy justification supports the compelled revenue sharing created by Maine law, including the funds through which Racino revenues are distributed. We respectfully disagree. We note that many government programs are highly regarded precisely because the class of beneficiaries includes participating is substantial. For example, social security and medicare are highly regarded programs precisely because their benefits are available broadly – and not only to those who are considered most needy.

The particular benefit of forced revenue sharing the Maine Legislature has imposed on Maine Harness Racing includes the following benefits:

1. As expressly contemplated by statute it preserves the diversity of Maine's tracks and off-track betting facilities;
2. That diversity brings the enjoyment of harness racing to all corners of the state;

3. Each OTB contributes far more to Maine harness racing than it receives in its distribution from the racino, as is reflected on the attached spreadsheet;
4. The revenue sharing throughout harness racing has fostered a spirit of cooperation and mutual dependence of which both the Maine Legislature and the entire industry ought to be proud.

Thank you for your attention to this matter.

Respectfully submitted,

Sharon Terry, Member

OTB Facilitators - Sanford
Revenue & Expense Analysis

	<u>2007</u>	<u>2008</u>	<u>2009</u>
Total Wagers	4,272,031	4,369,467	3,802,955
Returned to Patrons	<u>(3,335,121)</u>	<u>(3,386,912)</u>	<u>(2,959,913)</u>
Commissions on Wagers	936,910	982,555	843,042
Food/Beverage/Program Sales	<u>89,387</u>	<u>86,001</u>	<u>92,808</u>
Gross Income	1,026,297	1,068,556	935,850
Distributions from Harness Racing Family	<u>185,773</u>	<u>234,786</u>	<u>240,157</u>
Total Income	1,212,070	1,303,342	1,176,007
<u>Parimutuel Taxes:</u>			
Contributions to the Harness Racing Family Funds	(441,481)	(437,953)	(381,537) ¹
<i>Net Contributions to Harness Racing Family Funds</i>	255,708	203,167	141,380 ²
Income After Parimutuel Taxes	770,588	865,389	794,470
Parimutuel Expenses	(335,129)	(369,459)	(342,390)
Salaries to Owners / Members	-	-	-
Payroll Expenses # of Employees	(151,452) 15	(157,498) 16	(171,873) 15
Debt Service, Utilities, Rent, Insurances, Cost of Food & Bev., Overhead, G&A	<u>(259,721)</u>	<u>(276,889)</u>	<u>(259,142)</u>
Net Income	24,286	61,543	21,065

¹ OTB's contribute to the General Fund, Agricultural Fair Fund, Site Stakes Fund, Purse Supplements, Fair/Track Simulcast Fund, and the Promotion Board Fund.

² Contributions to Harness Racing Funds less distributions from racino.

OTB Facilitators - Sanford
Revenue & Expense Analysis

	<u>2005</u>	<u>2006</u>	
Total Wagers	2,232,237	4,865,109	
Returned to Patrons	<u>(1,752,163)</u>	<u>(3,811,901)</u>	
Commissions on Wagers	480,074	1,053,148	
Food/Beverage/Program Sales	<u>53,177</u>	<u>97,980</u>	
Gross Income	533,251	1,151,128	
Distributions from Harness Racing Family	<u>17,789</u>	<u>159,373</u>	
Total Income	551,040	1,310,501	
<u>Parimutuel Taxes:</u>			
Contributions to the Harness Racing Family Funds	(231,139)	(492,440)	³
<i>Net Contributions to Harness Racing Family Funds</i>	213,350	333,067	⁴
Income After Parimutuel Taxes	319,902	818,061	
Parimutuel Expenses	(152,883)	(350,725)	
Salaries to Owners / Members	-	-	
Payroll Expenses	(80,057)	(160,367)	
<i># of Employees</i>	13	13	
G&A and Other Expenses	<u>(117,727)</u>	<u>(232,286)</u>	
Net Income	(30,765)	74,683	

³ OTB's contribute to the General Fund, Agricultural Fair Fund, Site Stakes Fund, Purse Supplements, Fair/Track Simulcast Fund, and the Promotion Board Fund.

⁴ Contributions to Harness Racing Funds less distributions from racino.

9/27

TESTIMONY TO THE LEGAL AND VETERANS AFFAIRS COMMITTEE

REVIEW OF ALLOCATION OF SLOT MACHINE REVENUE ('the CASCADE')

Submitted on behalf of

LRI, Inc. d/b/a Winner's Circle OTB

Lewiston, Maine 04240

LRI, Inc. has been in operation as an Off Track wagering facility (OTB) since 1995. At that time and for the next 12 years, the OTBs in the State of Maine, were the single reason that harness racing, fair racing and the breeders program continued. Like most parts of this Industry, it was developed to become a viable part of the Industry and provide economic stimulus to the rest of the Industry. It acted as a lifeline, to match changes in technology and the ever changing world. As it did to all of its Industry compatriots that existed prior, it too needed a lifeline, with the addition of a Racino in the State of Maine. Negotiations between the Racino and the Industry produced a model, whereby the operator of the Racino would add additional ^{money} to the State of Maine, and each participant in the Industry. The greater good of sustaining the Industry in its entirety and softening the economic hardship that a Racino would place on the Industry was turned in to Legislation by your predecessors on the Legal and Veterans Affairs Committee. Through much testimony, and the learning of the Industry, the prior Committee saw economic value in using additional funds which the Racino operator agreed to distribute, to sustain the economic benefit of this proud and historic broad reaching Industry.

The result was exactly as the law had intended. For without this "cascade" many participants in the Industry would no longer be viable. While I won't talk to the benefits achieved by the Sires Stakes, the purses that the Industry races for, the Tracks not fortunate enough to have slot revenue, and the broad based and historic Fairs of our Great State, I will speak to what the cascade has done for the OTBs.

Without this cascade, Lewiston and Brunswick would not have been able to build new facilities and modernize their facilities to reach out further to broaden the fan base. While both of them did their construction at a time when the economy was collapsing; this speaks volumes as to their dedication to the Industry and their reliance on the future of the cascade. If it were not for the cascade, every OTB facility would be operating at a loss because of the heavy portion that we pay to ~~the~~ each participant in the Industry. At the time of the Racino passing, there

was legislation that would have placed slot machines in each of the OTBs (as well as Scarborough Downs), giving life blood to them, to the Industry and the State. This legislation was overwhelmingly supported by 85+% of the then existing legislature and waiting for a Governor's signature. As part of the negotiations to not get into a veto fight, the Governor and Legislature suggested with the approval of the Industry and the Racino operator this cascade of funds generated from a percentage of revenue that was suppose to stay with the Racino according to the Voter's Referendum. If we had received the slot machines, the cascade of funds from the Racino would not have been needed.

It would be a mistake to look at any single portion of the Cascade. The Industry is built as a house of cards. First the Commercial meets were developed and added support to the Fairs, and Horsemen and Breeders. Then the OTBs were established and over 50% of their income goes to the State and supports the Commercial meets, Fairs, Horsemen and Breeders. Now the Cascade from the Racino does the same to all entities that existed before them. To take one card out of the structure would create a complete collapse. In the OTBs case, we pay over 4 times more into the Industry and to the State than we take out. Money that we earn, but do not keep because of the support we generate for the others within the Industry. This would all stop if the Cascade were taken away. Not one of the OTBs would survive unless you added back the slot machines that we compromised for this solution or reduced the amounts we place back into the Industry. We have never been an Industry that takes from within. We grow from new additions and work as a unit to support this great industry and the economic and rural benefits that it provides.

Since the Cascade of funds from the Racino first started, the following chart shows money received by the Lewiston OTB and money generated and paid the State of Maine.

	Racino Fund to OTB	Money Paid to the State of Maine
2005	17,788.56	937,948.81
2006	159,373.20	867,287.00
2007	185,773.20	795,816.80 (NEW OTB Constructed 11/07)
2008	234,785.80	865,996.75
2009	240,157.20	729,929.88
2010 proj	150,943.62 estimate	635,000.00 estimate

As you can see, we pay into the State a far greater amount of money than we generate (money we earn) from the Racino cascade. The economic impact of the funds we generate for the

Industry make this an even greater number. Clearly, it would be a mistake and short sighted to change the cascade and lose the benefit of the OTBs. But without the Cascade that is what would happen.

In our case, the Lewiston OTB went even a step further building a \$1 Million facility to revitalize the handle and the funds generated by the OTB. We succeeded but have fallen into one of the worse economic climates of our time. We invested money we needed just to operate to benefit all within the Industry and the State. We invested more than we have received from the cascade. Again, clearly matching the intentions of what this cascade was to do for the OTBs.

It has been questioned as to what guidance or assurance there is that these funds are doing what they were intended. Each year the Racing Commission oversees our financials and our list of capital improvements. Each year it has become clearer that this cascade is necessary for operating expenses alone. We pay too great of a percentage to the State and the Industry participants with the basic formula created by the OTB law. The Tracks in the State of Maine offer the same wagering on out of state signals and keep 50% more of their income. Since 1995, we have operated without the ability to raise pricing since it is a formula of the law, while expenses around us have grown annually. (if they grew 3% per year, then they have gone up 45% since our inception while our ability to raise pricing has been ZERO). We earn and pay to the State a greater income number, than we ever receive from the cascade but we, as participants in the industry participate. We give the State almost 50% of what we earn. To take one away without an adjustment of the other will be suicide and statement that you no longer want the benefit of what these operations bring to the Industry and to the economic impact we create for jobs, local suppliers, real estate taxes and consumer spending. All of these factors were discussed in the "the Economic Impact of the Equine Industry in Maine" as it pertains to the impact of harness racing for the State of Maine. The conclusions were astounding as to the Millions generated and jobs created.

You cannot look at just one piece and say, "why not take" or "what if" there is a long evolution to this Industry, all of intertwined to keep each component alive. Many people make big economic decisions with the understanding of how money flows from this Industry and to not understand the big picture, and make one source change, will make the house of cards come crashing down. One card removed (one income source changed) and the results will be a crashing of the Industry and many of its participants. Is this what you want ?

The following outlines our income, money generated for the State of Maine, and the expenses that have been rising over the 15 years of our existence without the ability to raise our pricing. Also note, that almost 50% of our income generated goes to the State. This is the highest taxed OTB model in the United States and for that matter in the world. It is the layered industry that this State has created that makes it work. But like a house of cards, one card removed (one income source changed) and the results will be a crashing of the Industry and many of its participants.

Winner's Circle OTB

2008 -2009

	2008	2009
Employees	28	27
Amount Wagered	8,724,187	7,717,567
Amount Kept by OTB (to pay expenses and track fees)	989,981	843,056
Amount Sent to State of Maine	865,997	729,930
Salaries and Wages	547,102	527,351
Handle Related Expenses		
Track fees	364,297	316,932
Totalizator fee	54,000	53,980
Fair fee	4,019	1,119
Decoders	72,305	72,491
Utilities	67,086	50,650
Real Estate & Property	23,139	25,517
	Over \$1.1 Million in expense listed (there are others) and just under \$1 Million in income.	Over \$1.05 Million in expenses listed (there are many others (and just under \$850,000 in income without the cascade
Tax		
Food & Beverage (Gross Income)	143,352	108,793
The next income of F&B is negative		

HOLLYWOOD
Slots
HOTEL & RACEWAY

September 13, 2010

The Honorable,

Sen. William Diamond, Chair
Rep. Emily Cain, Chair
Joint Standing Committee on Appropriations and Financial Affairs

Sen. Nancy Sullivan, Chair
Rep. Pamela Jabar Trinward, Chair
Joint Standing Committee on Legal and Veterans Affairs

Chairmen:

We at Hollywood Slots Hotel & Raceway respectfully submit this information in accordance with Part FFF of Chapter 571.

Bangor Historic Track (BHT) has been in existence since 1883; it has been through several ownership changes and currently is the primary responsibility of the City of Bangor. Hollywood Slots Hotel & Raceway is the lessee for the purpose of operating the harness racing facility, which is required by statute.

The Maine Harness Racing Commission (MHRC) has primary jurisdiction and responsibility for the regulatory and licensing functions of the commercial tracks. The Maine Harness Racing Commission approves all capital expenditures and the licensee uses those monies for the related improvements. Hollywood Slots Hotel & Raceway does not own the BHT, however, the attached charts and spreadsheets clearly establishes our investment in the track as the funds for capital improvements since 2005 well exceeds the allocated funds for capital improvements.

PNG assumed "control" of BHT when the citizen initiative to support gaming and related legislation to establish slots to support the harness racing industry was passed. In 2009, the harness operation employed 43 Mainers-- 5 were full time, 1 part time, and 24 seasonal/occasional, there were also 13 outside contractors. There are no attendance records as there is no admission fee for attendance. One can assume that attendance has fallen over the past several years by observing the decrease in revenue.

The Fund that the industry established, fittingly named the Commercial Meet Stabilization Fund, has allowed the commercial tracks to continue to operate. It has begun to do what it was intended to do—stabilize the industry. The Fund has allowed the horsemen to continue to operate and purchase horses from the breeders, which in turn, has allowed the fairs to have the horse supply and to continue to offer a product rich in history for Mainers to enjoy.

In closing, without the Commercial Meet Fund, BHT will be unable to operate at losses in the hundreds of thousands of dollars. BHT, and other commercial tracks like us, are the foundation for the industry; they create the horse supply needed to supply the fairs and all the affected vendors related to horse racing. If the commercial tracks do not exist, an entire industry will be extinct.

Thank you in advance for your time and if you have any questions, please feel free to contact me.

Sincerely,




R. Corey Smith
Director of Raceway Operations
Direct: 207 561-6067
email: corey.smith@pngaming.com

500 Main Street, Bangor, ME 04401 1-877-779-7771 www.hollywoodslotsatbangor.com

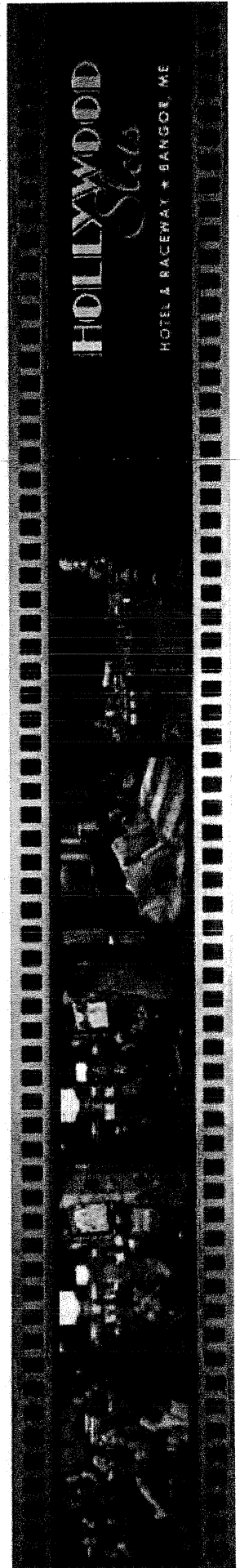
RACING	2005	2006	2007	2008	2009	Cumulative
Live & Export	148,276	258,127	191,807	157,832	153,315	909,357
Stipends	182,999	181,249	161,952	114,668	97,639	738,507
Other	106,774	69,797	60,699	60,013	54,700	351,983
TOTAL REVENUE	438,049	509,173	414,458	332,513	305,654	1,999,847
Racing Taxes	58,985	47,329	36,771	31,069	27,403	201,557
Payroll & Benefits	263,880	238,725	228,000	257,313	367,660	1,355,579
Operating Expenses	578,751	647,785	599,443	634,810	628,697	3,089,485
TOTAL EXPENSE	901,616	933,839	864,214	923,192	1,023,760	4,646,621
Operating Profit or Loss	-463,567	-424,666	-449,756	-590,679	-718,106	-2,646,774
Racino Distribution - Com'l Track Support	30,651	331,949	453,412	527,931	679,260	2,023,203
Profit or loss with Racino Distribution	-432,916	-92,717	3,656	-62,748	-38,846	-623,571
CAPITAL IMPROVEMENTS	15,460	416,693	129,762	1,773,294	2,046,121	4,381,330
Profit or loss plus Capital Improvements	-448,376	-509,410	-126,106	-1,836,042	-2,084,967	-5,004,901

Racing Days	28	44	54	54	61	241
-------------	----	----	----	----	----	-----



Racing Employees

	<u>2008</u>	<u>2009</u>
Full Time Employees	3	5
Part-Time Employees	1	1
Occ./Seas. Employees	17	24
<u>Outside Contractors</u>	<u>23</u>	<u>13</u>
Total	44	43



HS HR

Other Costs

Starting Gate Expense	10620
Satellite Uplink Services	89755
Printing-Programs	19166
Dues & Memberships	12594
Audio/Video Timing and Photo Finish	50776
Travel Expense	3655
Total	186566

In 2009, to operate we spent approximately \$45,000 in operating supplies (\$20,000 of that was in stone dust for the track. The remaining was some horse supplies like saddle pads and vehicle leases), taxes and rent was around \$127,000, insurance was about \$18,000, utilities ran us \$65,000, repairs and maintenance came to \$48,000, marketing 10,941, outside contractors for racing came to about \$114,000, our Tote vendor cost was 11,000 and other costs came to 186,000 and change. Other costs are comprised of the starting gate expense 10,620, the satellite uplink 89,755, printing the programs 19,166, dues and memberships to the USTA and HTA 12,594, audio/video timing and photofinish 50,776, and travel and business meals 3,922, .

Addition to 9-15
report
per request

Bangor Historic Track, Inc
dba: Hollywood Slots Hotel & Raceway

RACING	2005	2006	2007	2008	2009	Cumulative
Live & Export	148,276	258,127	191,807	157,832	153,315	909,357
Stipends	182,999	181,249	161,952	114,668	97,639	738,507
Other	106,774	69,797	60,699	60,013	54,700	351,983
TOTAL REVENUE	438,049	509,173	414,458	332,513	305,654	1,999,847
						0
Racing Taxes	58,985	47,329	36,771	31,069	27,403	201,557
Payroll & Benefits	263,880	238,725	228,000	257,313	367,660	1,355,579
Operating Expenses	578,751	647,785	599,443	634,810	628,697	3,089,485
TOTAL EXPENSE	901,616	933,839	864,214	923,192	1,023,760	4,646,621
						0
Operating Profit or Loss	(463,567)	(424,666)	(449,756)	(590,679)	(718,106)	(2,646,774)
Racino Distribution - Com'l Track Support	30,651	331,949	453,412	527,931	679,260	2,023,203
Profit or loss with racino distribution	(432,916)	(92,717)	3,656	(62,748)	(38,846)	(623,571)
						0
						0
CAPITAL IMPROVEMENTS	15,460	416,693	129,762	1,773,294	2,046,121	4,381,330
						0
Profit or loss plus Capital Improvements	(448,376)	(509,410)	(126,106)	(1,836,042)	(2,084,967)	(5,004,901)
Racing Days	28	44	54	54	61	241

Bangor Historic Track, Inc
 dba: Hollywood Slots Hotel & Raceway

RACING	2005	2006	2007	2008	2009
	YTD	YTD	YTD	YTD	YTD
Other Revenue:					
Program Sales	14,668	17,056	17,112	15,541	13,514
Box Seat Sales	1,628	1,922	1,347	574	254
Stall Rent	25,366	23,030	19,940	24,225	20,697
Trailer Park Rent	7,430	16,708	15,047	16,428	14,060
1% Millers Handle	37,121	0	0	0	0
Food Concession	4,095	400	0	0	400
Retail	605	751	788	433	0
Other	15,861	9,930	6,465	2,812	5,775
Total Other Revenue	106,774	69,797	60,699	60,013	54,700

Bangor Historic Track, Inc
 dba: Hollywood Slots Hotel & Raceway

<i>Asset ID</i>	<i>Asset Description</i>	<i>Place in Service Date</i>	<i>Cost Basis</i>
00111	Advertising-Foster Imaging,Ken Brooks Wall Mural	11/1/2005	1,510
00057	Repair 5 Concrete Columns Bases- Thibodeau	12/30/2005	13,950
		2005	15,460
00059	8' Square Track Harrow - Larcom & Mitchell Co	2/28/2006	7,535
00059	use tax on 8' harrow	2/28/2006	300
00158	CAD Tech - ADA Ramp - WBRC	3/31/2006	450
00060	Slab & Framing at Racing Barn - Steven Jarzabek	4/1/2006	9,305
00060	Stonedust, Excavator for New Barns - Clewely	4/1/2006	6,041
00060	Windows, Doors, Insulation, for New Barn-Jarzabek	4/1/2006	7,793
00060	Excavator, Labor for New Barns - Clewely	4/1/2006	2,719
00060	Mtrls/Labor for New Barns - Jarzabek	4/1/2006	5,310
00060	Excavator/Labor for New Barns - Clewely	4/1/2006	5,564
00060	Lighting in New Barns (Paddock) - Bickmore	4/1/2006	6,400
00060	Excavator/Labor for New Barns - Clewely	4/1/2006	4,440
00060	Electrical work for New Paddock - Bickmore	4/1/2006	11,700
00060	Emergency Lighting New Paddock-Bickmore	4/1/2006	1,602
00060	Architect/Engineer for Barns - WBRC	4/1/2006	6,420
00135	38 PolyCade Plastic Barriers-Signature Systems	4/4/2006	5,816
00135	Use Tax for Barriers - Signature Systems	4/4/2006	251
00142	Grandstand Roof Project - Jarzabek, Steven	4/5/2006	8,050
00147	Remove Chainlink, Install Vinyl Grandstand Fence-Allenfarm Fence Co	4/10/2006	9,103
00137	Grandstand Live Sound System-MultiTech	4/11/2006	4,341
00142	Grandstand Roof Project-Jarzabek,Steven	4/14/2006	8,335
00143	Rework exterior restrooms to Teller Area - Cianbro	4/17/2006	27,598
00144	Teller Station Cabling for cameras-Cianbro	4/17/2006	1,428
00142	Prep/Paint/Repair Grandstands-BPA Contractors	4/18/2006	26,350
00111	Art-Photo's - Foster Imaging	4/19/2006	464
00111	Sales/Use Tax Art-Photo's-Foster Imaging	4/19/2006	19
00111	Grandstand Wall Mural-Ken Brooks	4/19/2006	2,800
00145	Pole, Mast, Anchor for Communication Wire - Hartt's Electric Service	4/19/2006	1,500
00142	GrandStand Roof/Painting-BPA Contractors	4/20/2006	26,350
00159	Telephone System for OTB/Racing-Bricknet	4/20/2006	10,727
00148	Audio/CCTV for Grandstand-Multitech	4/21/2006	4,241
00148	Use Tax on Audio/CCTV Grandstand-Multite	4/21/2006	23
00060	Excavator, Crane, Concrete for Paddock-Clewley	4/26/2006	9,309
00159	Telephone/Cable System-Bricknet Info	4/28/2006	3,432
00142	Rooftop Judges office, New Teletimer-Bickmore	5/8/2006	22,223
00150	Improve Winner's Circle-Sprague's Nursery	5/18/2006	15,100
00135	10 Polycade Plastic Barriers-Signature Systems	5/22/2006	2,080
00135	Use Tax for 10 Polycade barriers-Signatutire Systems	5/22/2006	68
00153	Move Camera Turnett atop Grandstand-Jarzabek	5/26/2006	2,504
00159	Routing Telephone System- Bricknet Info	6/6/2006	100
00176	Remove/Replace Bass Park Sign-Bangor Neon	6/8/2006	41,568
00158	ADA Interior Ramps - Cianbro	6/10/2006	10,090
00163	7200 volt pad mount electric transformer - City of Bangor	6/10/2006	2,272
00162	4 eyebrow roofs over ticket sales window - Jarzabek, Steven	6/22/2006	1,886
00164	Fire alarm, electric panels, switches, lighting-Bickmore Electric	7/19/2006	20,000
00165	Concrete Inspection & follow up commentary - Concrete Constructives	7/19/2006	1,300
00167	Surface Paving - V Thibodeau & Sons	7/24/2006	12,130
00171	SmartUPS for Tote/Video/Survlance-Insight	7/26/2006	3,825
00169	10'6 x 10'6x1" Rebar square drag-Nye's Welding	8/8/2006	1,060
00182	EZGO Golf Cart - Golf Country(Nichols,F)	9/13/2006	2,625
00164	Fire alarm, electric panels, switches, lighting-Bickmore Electric	10/6/2006	20,000

Bangor Historic Track, Inc
 dba: Hollywood Slots Hotel & Raceway

<i>Asset ID</i>	<i>Asset Description</i>	<i>Place in Service Date</i>	<i>Cost Basis</i>
00180	2 Grandstand Booths-Jarzabek,Steven	10/10/2006	8,600
00180	2 Grandstand Booths- Bickmore	10/10/2006	500
00181	Slab-Water Truck, Stair Nosing Repairs-Clewely	10/24/2006	3,050
00164	Fire alarm, electric panels, switches, lighting-Bickmore Electric	11/9/2006	20,000
			2006 416,693
00205	Winter Barn Roof Repairs-Tammany, Mike	2/23/2007	12,000
00208	Track Drag - Nye's Welding	3/21/2007	1,600
00209	Electrical work Paddock Office-Bickmore	3/23/2007	3,935
00211	1815dn laser printer - Dell	4/4/2007	598
00211	5210n Laser Printer - Dell	4/4/2007	1,047
00211	1815dn printer drawer - Dell	4/4/2007	105
00211	5210n printer drawer - Dell	4/4/2007	241
00211	2-OptiPlex GX520 Pentium 4 Desktop PCs-Dell	4/5/2007	1,882
00210	D/Port Replicator w/90W AC Adapter-Dell	4/6/2007	209
00210	Latitude D410 Pentium M750 Laptop-Dell	4/12/2007	1,362
00217	72" x 28" BBQ Porta-Grill-Belson Outdoor	5/4/2007	2,925
00217	Use Tax on BBQ Grill - Belson Outdoors	5/4/2007	137
00216	Judges & Audio Room Windows-Jarzabek	5/8/2007	2,877
00218	Steel Rebar Drag - Nye's Welding	5/24/2007	1,890
00218	Use Tax on Steel Rebar Drag- Nyes Weldin	5/24/2007	27
00220	2002 Avalance & 8 Position Starting Gate - Howard Starting Gate Co	6/23/2007	30,500
00220	2002 Avalance & 8 Position Starting Gate - Howard Starting Gate Co	6/23/2007	14,000
00220	Freight for Avalanche & Starting Gate - Nationwide Freight Systems	6/23/2007	1,000
00229	Work on Grandstands Walkway-Clewley Foundations	10/24/2007	4,000
00230	2008 GMC Sierra Truck-Varney's GMC	11/15/2007	39,982
00230	8' Buyers Sander - Varney's GMC	11/15/2007	4,405
00230	8 1/2' Fisher Plow - Varney's GMC	11/15/2007	5,040
			2007 129,762
00243	Yamaha Audio Mixer/Limiter/Microphone Splitter, etc - Bronson Audio Visual	3/19/2008	2,153
00244	Racetrack Improvements - Clewley, Thibodeau, Lane, Stevens	5/31/2008	57,978
00244	Racetrack Improvements - Clewley	6/2/2008	6,735
00251	Racetrack Improvements - Clewley	8/15/2008	23,121
00251	Racetrack Improvements - E C Barry & Son	9/2/2008	16,192
00252	GB72 Woods Box Blade & Top Link Grader - Dorr's Equipment	10/10/2008	1,523
00258	Demo & Paddock Barns Phase 1-WBRC, Dunbar & Brawn, S W Cole, Cianbro	12/17/2008	1,665,593
			2008 1,773,294
01066	Custom Purse Distribution Horseman Integration Database - Perfecta Systems	4/30/2009	1,200
01128	Patch Cords & Labor for Relocating United Tote Room-New England Communications	10/14/2009	339
01128	Fiber Optic Cabling for Relocating United Tote Room - Connectivity Point	10/19/2009	5,129
01124	New Frontier SB1388 88" Snowblower - Hammond Tractor Co	10/20/2009	9,437
01129	2009 John Deere 5101E Tractor & 2008 563 Loader - John Deere Credit	11/6/2009	37,879
01132	Drainage Work & Gravel at Racetrack - City of Bangor	11/14/2009	4,591
01131	Jersey Barriers - Dunbar & Brawn Construction	11/25/2009	4,900
01140	New Barns Phase 2-WBRC, Dunbar & Brawn, Kohler & Kohler, S W Cole, O'Rourke & Frost	11/30/2009	1,976,138
01140	New Barns Phase 2 Equipment- Anixter, Connectivity Point	11/30/2009	2,503
01140	Construction Admin Services for New Barns Phase 2 - WBRC	12/23/2009	4,005
			2009 2,046,121
			4,381,329

Consolidated Submission of Davric Maine Corporation to the Joint Standing Committee of Legal and Veterans' Affairs

Introduction

To facilitate the committee's review, pursuant to 8 M.R.S. §1036(5) of the effect of racino distributions, Davric Maine Corporation submits this consolidated and supplemental submission explaining how the distributions to it of racino revenues from the fund known as the "Fund to Encourage Racing at Maine's Commercial Tracks," have satisfied their intended purpose of preserving the diversity of Maine's tracks and encouraging the conduct of live racing.

Summary

As previously outlined in the remarks of Sharon Terry, the funds have been essential to Davric's continued existence and operation. Maine voters in 2003, voted to allow both commercial tracks to operate slot machines. The details of the referendum, however, were drafted by consultants for an investor with an option to buy the Bangor racing operation, and he included a very short deadline to secure local approval, expecting that it would be more difficult for the southern Maine track to secure that approval. Faced with potential industry opposition to his referendum, the investor agreed to work with the industry to change that provision and also to divert a portion of his own share of his racino revenues to Davric and to others in the industry so that the referendum would serve its intended and advertised purpose – of enhancing the entire industry.

The Fund to Encourage Racing at Maine's Commercial Tracks was an important part of that compromise. Without that fund, the industry realized that the southern Maine track might fail and that the purse monies generated by the racino (which initially were to be available only at the Bangor facility in any event) even if shared with all surviving tracks might be available might be earned over a very short season. The result could well have been short meets run largely for wealthy out-of-state horse owners and the death of Maine's fulltime harness racing industry.

The fund has allowed Davric to survive, while it continues its pursuit of a gaming license, which it will need if the southern Maine track is to survive and Maine racing is to flourish in the long run, as was explained in 1997 by the Maine Harness Racing Task Force appointed by Governor King the prior year.

All of racino revenues distributed to Davric have offset the operating losses that an inevitable consequence of running live race meets at tracks that do not have customer drawing attractions such as slot machines. The losses result from the expanding competition for wagering dollars, with all other competitors (the lottery, bingo, off-track betting, internet wagering, card

games, and the like) having far lower operating costs than are faced by commercial racing operations.

The Data

I. Increased and Preserved Racing Opportunity.

In the early years of the racino operation, race dates available in Maine increased substantially, and the Maine Harness Racing Commission has provided that detailed information. This of course was the purpose of the fund. In more recent years, racing has declined; the decline is attributable to mounting losses at the track. Those losses are the result of precisely what the Maine Harness Racing Commission predicted back in 1997 – commercial tracks cannot compete with other tracks that have slot machines. Scarborough Downs, of course, is now competing not only with tracks in other states that have machines, but also with our friends in Bangor, who have the advantage of the associated racino. But the distributions from the Fund to Encourage Racing have allowed the Downs to continue to offer more live racing than all other tracks and fairs combined.

II. Declining Revenues from Increased Competition.

As outlined above and in Davric's earlier submission, Davric's revenues have declined over the life of the racino in Bangor. To document the decline, we attach as **Exhibit A**, a copy of our previously-submitted spreadsheet entitled Pari-mutuel/Stipend Revenue Analysis, which lists all of Davric's revenues from operations since 2002, the year before the racino referendum. The listed revenues include not only Davric's revenues from wagering at the track, but all distributions Davric receives from the various state-mandated revenue sharing funds that are part of harness racing. As Maine law makes clear, those funds are an important part of the balance by which the diversity of Maine's harness tracks is preserved. Davric contributes more to many of the funds than it receives. The Analysis shows that Davric's total revenues from the funds and from all wagering at the track, including the distribution from the Fund to Encourage Racing at Maine's Commercial Tracks declined by \$127,650 from 2002, three years before the racino opened, to 2009, when Davric received over \$1.3 million in shared racino revenues. Again, this effect is not surprising. It is exactly the result predicted by the Maine Harness Racing Task Force when it explained that a Maine track could not compete with other tracks that offer gaming alternatives. The fund has proven to be a necessary and desirable method of counteracting the effect of increased gaming and allowing for the preservation of Maine racing opportunity. Still, while Davric's overall revenues have been declining (even including the racino distributions), its expenses have increased. As a result Davric faces operating losses, even after accounting for the racino distributions, as Ms. Terry previously outlined.

III. Use of the Distributions from the Fund to Encourage Racing at Maine's Commercial Tracks.

The principal use of the racino distributions has been to pay operating expenses associated with the expensive operation of commercial racing, with all distributions not needed to cover operating revenues being reinvested in the track.

It is important to keep in mind that historically less than half of a track's revenues went to purses. Scarborough Downs was a pioneer in agreeing to split revenues evenly with its horsemen. The racino, however, has substantially increased the purses the Downs is able to pay, while its revenues have not increased, as outlined above.

Thanks to cost cutting efforts, Davric's operations have produced profits in some recent years. Our profits and losses from operations are detailed on the report attached hereto as **Exhibit B**. Although it seems unusual for the legislature to request such financial information from citizens, we appreciate that the committee wants to understand our uses of and need for the revenue sharing that is integral to harness racing. So that you will understand how Davric's few profits have been spent, we also submit herewith as **Exhibit C** a list of Davric's capital improvements above and beyond those that were the object of reimbursement from the separate fund for capital improvement monies. In other words, the projects listed on Exhibit C were funded out of Davric's own resources, including its modest profits in those years it realized a profit. The modest profits generated by Davric have been used exclusively to pay taxes on those profits and to fund capital improvements for the track.

The above reports show that last year Davric operated at a loss, and it is operating at a loss this year as well. Moreover, its owner, Mrs. Terry, has never taken a dividend from Davric. Instead, over the course of time her family has operated the track, the track has historic losses well in excess of \$10,000,000.

Respectfully Submitted,

Davric Maine Corporation

Ex. A

Paramutuel / Stipend Revenue Analysis
2002 - 2009

TOTAL PARIMUTUEL REVENUE

	<u>REVENUE</u>	+ / -	<u>Cumulative +/-</u>
2002	4,340,687.32		
2003	4,171,927.60	(168,760)	(168,760)
2004	4,240,828.56	68,901	(99,859)
2005	4,219,520.71	(21,308)	(121,167)
2006	4,753,215.84	533,695	412,529
2007	4,557,453.66	(195,762)	216,766
2008	4,537,174.03	(20,280)	196,487
2009	4,213,036.94	(324,137)	(127,650)

COMPONENT REVENUE SOURCES:

INTERSTATE WAGER

<u>YEAR</u>	<u>STRAIGHT COMMISSION</u>	<u>EXOTIC COMMISSION</u>	<u>TRACK REVENUE</u>	<u>Cumulative +/-</u>
2002	1,113,472	3,044,064	2,648,345.26	
2003	1,077,425	3,132,738	2,674,127.24	25,781.98
2004	1,137,975	3,171,783	2,742,799.31	94,454.05
2005	1,191,902	3,180,967	2,788,717.17	140,371.91
2006	1,128,453	3,139,489	2,716,421.51	68,076.25
2007	1,028,801	3,060,852	2,594,838.40	(53,506.86)
2008	971,360	2,833,575	2,416,377.80	(231,967.46)
2009	803,019	2,466,297	2,071,346.18	(576,999.08)

ON -TRACK LIVE WAGER

<u>YEAR</u>	<u>STRAIGHT HANDLE</u>	<u>EXOTIC HANDLE</u>	<u>TRACK REVENUE</u>	<u>Cumulative +/-</u>
2002	849,405	1,767,088	414,216.39	
2003	769,927	1,561,505	368,828.50	(45,387.89)
2004	806,284	1,721,499	400,457.75	(13,758.64)
2005	680,993	1,445,020	336,751.40	(77,464.99)
2006	726,974	1,630,422	373,961.36	(40,255.04)
2007	542,707	1,277,760	289,158.48	(125,057.91)
2008	600,182	1,264,007	295,218.80	(118,997.59)
2009	585,193	1,285,978	296,667.50	(117,548.89)

OTB PARLOR WAGER

<u>YEAR</u>	<u>STRAIGHT HANDLE</u>	<u>EXOTIC HANDLE</u>	<u>TRACK REVENUE</u>	<u>Cumulative +/-</u>
2002	285,131.00	831,081.00	88,235.17	
2003	234,432.00	701,154.00	73,955.86	(14,279.31)
2004	240,171.00	673,087.00	72,193.49	(16,041.68)
2005	213,415.00	549,043.00	60,275.64	(27,959.52)
2006	205,994.00	499,318.00	55,759.97	(32,475.19)
2007	126,297.00	337,866.00	36,693.28	(51,541.88)
2008	133,223.00	367,268.00	39,564.43	(48,670.74)
2009	121,865.00	347,039.00	37,066.76	(51,168.41)

FUND TO ENCOURAGE RACING AT MAINE'S COMMERCIAL TRACKS

<u>YEAR</u>	<u>TRACK REVENUE</u>	<u>Cumulative +/-</u>
2002	-	-
2003	-	-
2004	-	-
2005	111,657.00	111,657.00
2006	943,037.00	943,037.00
2007	1,032,773.00	1,032,773.00
2008	1,222,062.00	1,222,062.00
2009	1,391,927.00	1,391,927.00

OTB SIMULCAST FUND

<u>YEAR</u>	<u>TRACK REVENUE</u>	<u>Cumulative +/-</u>
2002	957,941.00	
2003	837,765.00	(120,176.00)
2004	819,674.00	(138,267.00)
2005	745,754.00	(212,187.00)
2006	522,834.00	(435,107.00)
2007	487,286.00	(470,655.00)
2008	468,125.00	(489,816.00)
2009	355,745.00	(602,196.00)

EXTENDED MEET FUND

<u>YEAR</u>	<u>TRACK REVENUE</u>	<u>Cumulative +/-</u>
2002	85,368.00	
2003	79,736.00	(5,632.00)
2004	76,237.50	(9,130.50)
2005	64,311.00	(21,057.00)
2006	50,482.50	(34,885.50)
2007	40,093.00	(45,275.00)
2008	30,955.00	(54,413.00)
2009	22,221.00	(63,147.00)

COMMERCIAL MEET STIPEND FUND (CAPITAL IMPROVEMENT FUND)

<u>YEAR</u>	<u>TRACK REVENUE</u>	<u>Cumulative +/-</u>
2002	146,581.50	
2003	137,515.00	(9,066.50)
2004	129,466.50	(17,115.00)
2005	112,054.50	(34,527.00)
2006	90,719.50	(55,862.00)
2007	76,611.50	(69,970.00)
2008	64,871.00	(81,710.50)
2009	38,063.50	(108,518.00)

Ex B

DRAFT

DAVRIC MAINE CORPORATION

**FINANCIAL STATEMENTS
(Compiled)**

December 31, 2009, 2008, 2007, 2006, and 2005

DAVRIC MAINE CORPORATION

FINANCIAL STATEMENTS

CONTENTS

DRAFT

	<u>Page(s)</u>
INDEPENDENT ACCOUNTANTS' REPORT ON THE FINANCIAL STATEMENTS	1
FINANCIAL STATEMENTS	
Statements of Racing Income	2
SUPPLEMENTARY INFORMATION	
Costs of Racing Income	3
General and Administrative Expenses	4

DRAFT

Certified Public Accountants

David M. Paquette, CPA, MST, CVA
Guy A. Giantonio, CPA, MST
Kathy T. Althorne, CPA

1160 Silas Deane Hwy.
Wethersfield, CT 06109

Tel: 860.563.7600

Fax: 860.563.7400

To the Board of Directors
Davric Maine Corporation
Scarborough, Maine

We have compiled the accompanying income statements and supplementary information of Davric Maine Corporation (a wholly-owned subsidiary of Golden Ark Enterprises, Inc.) for the years ended December 31, 2009, 2008, 2007, 2006, and 2005, in accordance with Statements on Standards for Accounting and Review Services issued by the American Institute of Certified Public Accountants.

A compilation is limited to presenting in the form of financial statements information that is the representation of management. We have not audited or reviewed the accompanying financial statements and accordingly, do not express an opinion or any other form of assurance on them.

Management has elected to omit substantially all of the disclosures required by generally accepted accounting principles. If the omitted disclosures were included with the financial statements, they might influence the user's conclusions about the Company's results of operations. Accordingly, these financial statements are not designed for those who are not informed about such matters.

The accompanying financial statements were compiled by us from financial statements that did not omit substantially all of the disclosures required by generally accepted accounting principles and that we previously reviewed as indicated in our reports dated May 7, 2010, May 29, 2008, and May 17, 2006.

Wethersfield, Connecticut
September 29, 2010

DAVRIC MAINE CORPORATION
(A Wholly-Owned Subsidiary of Golden Ark Enterprises, Inc.)
Statements of Racing Income
Years Ended December 31, 2009 through 2005

DRAFT

	2009	2008	2007	2006	2005
Commission Income	\$3,977,285	\$4,524,069	\$4,887,639	\$5,355,875	\$5,487,404
Commercial Track Racing Fund	1,391,927	1,222,062	1,032,773	943,037	111,657
Other Funds Income	404,918	563,951	603,990	664,036	922,120
Total Racing Income	5,774,130	6,310,082	6,524,402	6,962,948	6,521,181
Costs of Revenues Earned	4,578,998	4,891,070	4,973,782	5,144,271	4,770,182
Gross Profit	1,195,132	1,419,012	1,550,620	1,818,677	1,750,999
General and Administrative Expenses	1,279,061	1,148,105	1,208,197	1,293,477	1,204,533
Income from Operations	(83,929)	270,907	342,423	525,200	546,466
Interest Expense (net)	(166,462)	(172,851)	(214,599)	(257,760)	(220,685)
Net Racing Income	(\$250,391)	\$98,056	\$127,824	\$267,440	\$325,781

See accompanying notes and accountants' review report.

DAVRIC MAINE CORPORATION
(A Wholly-Owned Subsidiary of Golden Ark Enterprises, Inc.)
Costs of Racing Income
Years Ended December 31, 2009 through 2005

DRAFT

	2009	2008	2007	2006	2005
Simulcasting expense	\$928,422	\$1,018,561	\$1,041,822	\$1,081,497	\$1,056,356
Salaries racing	824,909	884,158	876,510	850,233	693,170
State of Maine expense	824,699	939,565	1,002,619	1,066,898	1,072,517
Depreciation	277,524	188,302	188,096	187,732	156,562
General insurance	207,805	207,339	203,687	193,061	195,874
Contract services	196,680	186,279	199,369	203,267	180,989
Electricity	161,652	157,471	162,083	203,158	162,981
Salaries restaurant	124,358	209,237	236,620	254,678	237,511
Property taxes	122,106	120,319	117,688	98,402	115,930
Payroll taxes racing	102,392	110,380	111,733	109,244	97,108
Equipment repairs	102,021	86,123	75,331	122,962	109,949
Program expense	101,423	100,667	112,112	105,505	98,864
Amtote expense	99,573	110,166	114,908	136,445	136,459
Group insurance	91,397	88,081	115,874	99,481	68,353
Promotions	81,057	78,892	43,335	9,052	6,505
Cost of food	79,131	91,999	93,610	130,419	117,861
Cost of alcohol	68,200	69,976	66,148	77,066	63,680
Fuel expense	46,077	62,333	60,147	45,742	47,494
Equipment expense	43,002	52,053	31,179	33,479	31,504
Trash disposal	27,786	30,593	25,146	23,731	22,770
Operating expenses - racing	19,929	20,232	19,443	17,355	15,225
Water expense	16,942	15,803	13,288	11,071	12,149
Payroll taxes restaurant	12,324	22,031	24,456	26,896	26,182
Sewer expense	7,534	9,842	10,463	8,980	7,290
Supplies	5,995	12,213	14,315	22,837	20,435
Laundry expense	2,562	7,719	6,887	10,745	5,443
Executive charges	2,072	8,321	5,479	11,719	6,297
Uniforms	1,426	1,785	639	2,564	613
Retail sales expense	0	630	795	52	4,111
	<u>\$4,578,998</u>	<u>\$4,891,070</u>	<u>\$4,973,782</u>	<u>\$5,144,271</u>	<u>\$4,770,182</u>

See accompanying notes and accountants' review report.

DAVRIC MAINE CORPORATION
(A Wholly-Owned Subsidiary of Golden Ark Enterprises, Inc.)
General and Administrative Expenses
Years Ended December 31, 2009 through 2005

DRAFT

	<u>2009</u>	<u>2008</u>	<u>2007</u>	<u>2006</u>	<u>2005</u>
Salaries	\$723,291	\$662,101	\$675,497	\$741,494	\$711,850
Professional fees	182,601	85,932	96,510	111,046	117,008
Advertising and promotion	113,955	136,328	153,944	175,869	130,372
Consulting fees	76,593	70,628	89,511	97,249	50,837
Telephone expense	32,817	38,568	40,708	40,726	39,830
	26,752	28,052	31,854	30,380	32,290
Payroll taxes					
Office supplies	21,622	26,790	26,373	23,621	23,725
Security services	21,161	21,990	20,931	19,954	26,157
Vehicle expense	18,185	17,120	11,795	8,520	12,328
Bank charges	18,124	15,865	7,129	6,309	7,932
Depreciation and amortization	17,740	5,462	23,320	13,215	13,965
Miscellaneous	9,532	23,646	14,200	5,937	12,464
Dues and subscriptions	6,590	7,742	7,541	8,456	9,403
Licenses and permits	5,890	6,536	6,296	6,561	6,101
Rent expense	2,424	780	785	780	780
Travel expense	1,784	565	1,803	769	1,595
Flea Market expenses	0	0	0	2,591	7,896
	<u>\$1,279,061</u>	<u>\$1,148,105</u>	<u>\$1,208,197</u>	<u>\$1,293,477</u>	<u>\$1,204,533</u>

See accompanying notes and accountants' review report.

Scarborough Downs Capital Improvements Not Reimbursed from State Funds

Date	Vendor Name	Improvement	Amt	Sub-Total by Year
12/10/2001	O'Connor GMC	1999 GMC Plow Truck	15,398.91	15,398.91
01/02/2004	Mechanical Services	Ventilation System/Smoking Room	25,140.00	
07/18/2004	RHS	Maitre'd System	24,905.00	50,045.00
03/30/2005	Hillside Lumber	Rebuild Outdoor Benches	983.93	
10/25/2005	Champagne Propane	GS Heater	1,315.50	2,299.43
02/01/2006	Champagne Propane	Furnace	2,545.20	
04/08/2006	Dell	Computers	1,731.40	
12/01/2006	Black Point Auto	Security Car	2,439.00	6,715.60
04/19/2007	Blue Cold Dist	AR65 Burner w/Range	1,617.50	
05/15/2007	Waterman's Farm	Landscape Rake (Grader)	1,573.95	
06/19/2007	People, Places & Plants	New Landscaping	10,076.00	
12/01/2007	Amtote	Player Tracking System	17,687.63	30,955.08
03/19/2008	Frederick Bros	Water Heater-Paddock	3,365.00	
04/08/2008	Dell	Race Office Computers	4,004.66	
05/21/2008	Adams & Fogg	Install Pump on Water Trk	4,388.58	
05/29/2008	Mechanical Services	New Compressors	8,951.00	
07/30/2008	Newport Glass	New Grandstand Doors	5,303.60	
08/05/2008	EMI	New Emergency Lights	1,046.00	
08/29/2008	Longhorn	Stall Pads	2,284.80	
09/03/2008	Pape Chevrolet	Maintenance Truck	29,207.46	58,551.10
01/07/2009	Richard P Waltz	New Water Closet - Crow's Nest	2,064.45	
04/06/2009	John Deere	6115D Tractor and 563 Loader	52,076.34	
05/13/2009	Richard P Waltz	New LC Men's Room 2 bay faucet & drinking fountain	1,958.01	

06/30/2009	EMI		11,275.00
07/10/2009	Four Seasons Fence	Barn Lighting	4,050.00
08/01/2009	Mechanical Services	New Fencing	7,865.40
08/26/2009	Sysco of NE	Compressor for UC Roof Air Cond & Motor Rep	5,052.60
08/31/2009	RHS	Classico Chairs	1,365.00
11/17/2009	Simplex Grinnell	Cash Register	2,478.50
11/19/2009	Champagne Propane	Air Compressor for Dry Sprinkler	1,334.00
		Empire DV25 w/Blower	89,519.30

Total Capital Improvements Never Reimbursed

253,484.42

Scarborough Downs

Paramutuel / Stipend Revenue Analysis

2002 - 2009

TOTAL PARIMUTUEL REVENUE

	<u>REVENUE</u>	<u>+ / -</u>	<u>Cumulative +/-</u>
2002	4,340,687.32		
2003	4,171,927.60	(168,760)	(168,760)
2004	4,240,828.56	68,901	(99,859)
2005	4,219,520.71	(21,308)	(121,167)
2006	4,753,215.84	533,695	412,529
2007	4,557,453.66	(195,762)	216,766
2008	4,537,174.03	(20,280)	196,487
2009	4,213,036.94	(324,137)	(127,650)

COMPONENT REVENUE SOURCES:

INTERSTATE WAGER

<u>YEAR</u>	<u>STRAIGHT COMMISSION</u>	<u>EXOTIC COMMISSION</u>	<u>TRACK REVENUE</u>	<u>Cumulative +/-</u>
2002	1,113,472	3,044,064	2,648,345.26	
2003	1,077,425	3,132,738	2,674,127.24	25,781.98
2004	1,137,975	3,171,783	2,742,799.31	94,454.05
2005	1,191,902	3,180,967	2,788,717.17	140,371.91
2006	1,128,453	3,139,489	2,716,421.51	68,076.25
2007	1,028,801	3,060,852	2,594,838.40	(53,506.86)
2008	971,360	2,833,575	2,416,377.80	(231,967.46)
2009	803,019	2,466,297	2,071,346.18	(576,999.08)

ON -TRACK LIVE WAGER

<u>YEAR</u>	<u>STRAIGHT HANDLE</u>	<u>EXOTIC HANDLE</u>	<u>TRACK REVENUE</u>	<u>Cumulative +/-</u>
2002	849,405	1,767,088	414,216.39	
2003	769,927	1,561,505	368,828.50	(45,387.89)
2004	806,284	1,721,499	400,457.75	(13,758.64)
2005	680,993	1,445,020	336,751.40	(77,464.99)
2006	726,974	1,630,422	373,961.36	(40,255.04)
2007	542,707	1,277,760	289,158.48	(125,057.91)
2008	600,182	1,264,007	295,218.80	(118,997.59)
2009	585,193	1,285,978	296,667.50	(117,548.89)

OTB PARLOR WAGER

<u>YEAR</u>	<u>STRAIGHT HANDLE</u>	<u>EXOTIC HANDLE</u>	<u>TRACK REVENUE</u>	<u>Cumulative +/-</u>
2002	285,131.00	831,081.00	88,235.17	
2003	234,432.00	701,154.00	73,955.86	(14,279.31)
2004	240,171.00	673,087.00	72,193.49	(16,041.68)
2005	213,415.00	549,043.00	60,275.64	(27,959.52)
2006	205,994.00	499,318.00	55,759.97	(32,475.19)
2007	126,297.00	337,866.00	36,693.28	(51,541.88)
2008	133,223.00	367,268.00	39,564.43	(48,670.74)
2009	121,865.00	347,039.00	37,066.76	(51,168.41)

RACINO COMMERCIAL MEET SUPPORT FUND

<u>YEAR</u>	<u>TRACK REVENUE</u>	<u>Cumulative +/-</u>
2002	-	
2003	-	-
2004	-	-
2005	111,657.00	111,657.00
2006	943,037.00	943,037.00
2007	1,032,773.00	1,032,773.00
2008	1,222,062.00	1,222,062.00
2009	1,391,927.00	1,391,927.00

OTB SIMULCAST FUND

<u>YEAR</u>	<u>TRACK REVENUE</u>	<u>Cumulative +/-</u>
2002	957,941.00	
2003	837,765.00	(120,176.00)
2004	819,674.00	(138,267.00)
2005	745,754.00	(212,187.00)
2006	522,834.00	(435,107.00)
2007	487,286.00	(470,655.00)
2008	468,125.00	(489,816.00)
2009	355,745.00	(602,196.00)

EXTENDED MEET FUND

<u>YEAR</u>	<u>TRACK REVENUE</u>	<u>Cumulative +/-</u>
2002	85,368.00	
2003	79,736.00	(5,632.00)
2004	76,237.50	(9,130.50)
2005	64,311.00	(21,057.00)
2006	50,482.50	(34,885.50)
2007	40,093.00	(45,275.00)
2008	30,955.00	(54,413.00)
2009	22,221.00	(63,147.00)

COMMERCIAL MEET STIPEND FUND (CAPITAL IMPROVEMENT FUND)

<u>YEAR</u>	<u>TRACK REVENUE</u>	<u>Cumulative +/-</u>
2002	146,581.50	
2003	137,515.00	(9,066.50)
2004	129,466.50	(17,115.00)
2005	112,054.50	(34,527.00)
2006	90,719.50	(55,862.00)
2007	76,611.50	(69,970.00)
2008	64,871.00	(81,710.50)
2009	38,063.50	(108,518.00)

APPENDIX- STATEMENT OF OPERATIONS

MAINE SIRE STAKES PROGRAM 2006-2009

**Prepared by Michael D. Andrew, President
Maine Standardbred Breeders and Owners Association**

Please note: (1) From 60.9% to 75.8% of Sire Stakes Revenue are from slots.

These Racino contributions are broken out as "Estimated Racino Only Financials". These are based on each year's % of revenues from the Racino.

Information on individual purse money paid per horse is TOTAL purse money not just the Racino portion.

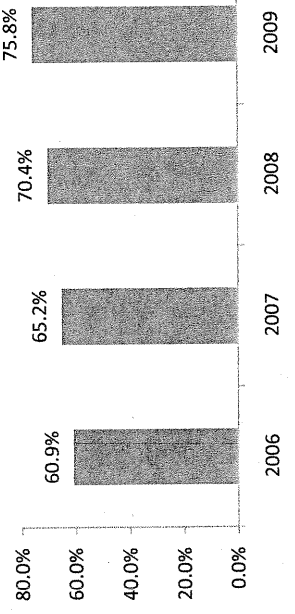
(2) Racino money was not distributed to the Sire Stakes Program until 2006.

(3) Money distributed per owner is not included in these data. Records are kept on horse earnings. The Horse Industry Ad Hoc Committee felt that earnings per owner could be misleading without information on costs incurred per owner in the Sire Stakes Program. It was also noted that no other individual recipients were being identified by name in the distribution of Racino Funds.

Maine Standardbred Breeders Sire Stakes
Revenue Analysis

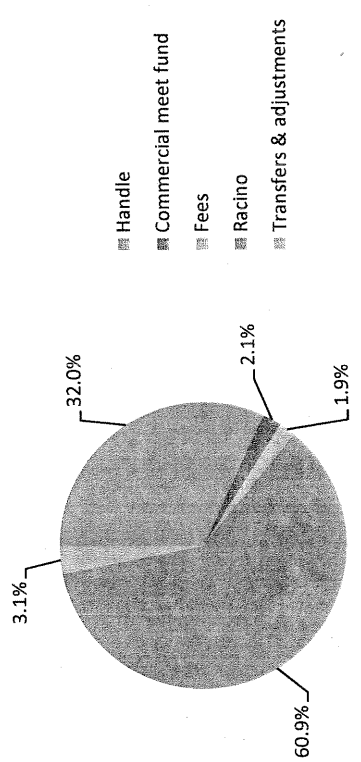
	2006	2007	2008	2009
Revenue				
Handle	\$ 558,005.14	\$ 521,471.08	\$ 483,784.02	\$ 432,335.49
Commercial meet fund	37,395.71	32,175.17	26,710.44	21,192.06
Fees	33,130.00	41,085.00	46,630.00	45,955.00
Racino	1,062,970.46	1,114,638.88	1,327,494.24	1,568,390.30
Transfers & adjustments	53,611.88			
Total revenues	1,745,113.19	1,709,370.13	1,884,618.70	2,067,872.85
Revenue %				
Handle	32.0%	30.5%	25.7%	20.9%
Commercial meet fund	2.1%	1.9%	1.4%	1.0%
Fees	1.9%	2.4%	2.5%	2.2%
Racino	60.9%	65.2%	70.4%	75.8%
Transfers & adjustments	3.1%	0.0%	0.0%	0.0%
Total revenues	100.0%	100.0%	100.0%	100.0%

Racino % of Revenues

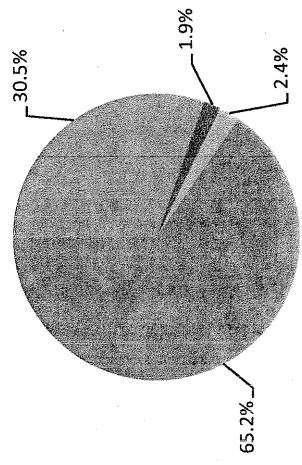


Racino revenue has grown by approximately 5% of the total revenue each year, up from 60.9% in 2006 to 75.8% in 2009.

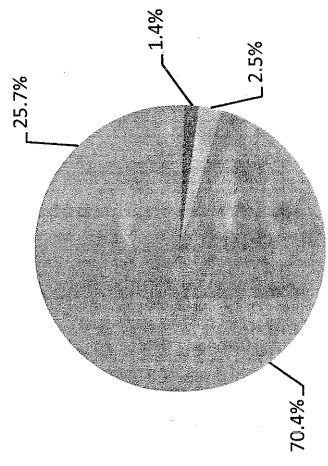
Source of Revenues - 2006



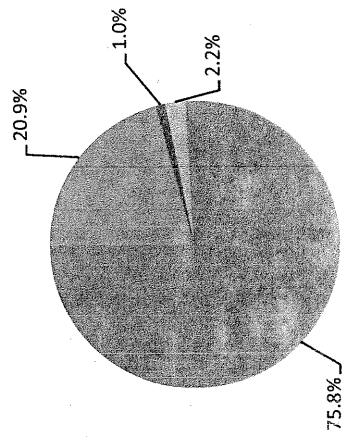
Source of Revenues - 2007




Source of Revenues - 2008




Source of Revenues - 2009



Number of Horses Earning Dollars in Maine Sire Stakes



Sire Stakes Base Purse



Maine Standardbred Breeders Stakes

2006

MAINE STANDARD BRED BREEDERS STAKES - 2006 - FINAL POINT STANDINGS

TWO YEAR OLD COLT PACE

CAPPUCCINO BLAZE	300
JOE'S THE BEST	195
MY DING A LING	175
FRAPPER JOE	159
BOOGEYMAN	150
IM A SUGAR TOO	132
RADIANT WIND	125
LAVOO	100
SUNTAN SAM	67
DITCHEM DANNY	55
COWBOYS DOIT	40
DOMANYO	22
MYSTICAL TRUTH	21
RACE ME RACINO	17
PEMBROKE ARTIE	14
JOE KIDD	13
RADIANT JAKE	11
MONEY HUNGRY FOOL	8
WILLUM	6
OK MARK	4
RACE ME MOOSEHEAD	0

TWO YEAR OLD FILLY PACE

PEMBROKE PRIMO	362
PEMBROKE LORI-LOU	212
KEYS TO LAHART	145
TOTALINDEPENDANCE	144
RED BIRD OF BUXTON	137
ROLLYS KEE LADY	133
TRIP N TOUR	105
MS JEANNE MARIE	85
HOT LIPS RN	68.5
DANSAN HOPE	60
SHES SWEET	45
REFLECTION	39
SPECIAL RESERVE	28
SWEET ANNA	23.5
LEAPS ANN BOUNDS	10
DANSAN FAITH	6
RUN HOLLY RUN	6
BG'S SWEET LADY	0
CLARA ALLEN	0
COCO	0
IVA NANNY	0
MARY C	0
OUTGOING OLIVIA	0

TWO YEAR OLD COLT TROT

DAVE'S STAR	292
PEMBROKE FORWARD	275
FENWAY FAN	125
FOX RIDGE MICHAEL	67
MAINELY MILES	42
WALDO	42
STEVIE D WONDER	27
RACE ME YUGIOH	16
QUARTERBACK MOON	8
ANGELO PAPA GENE	6
YOSHI RIDGECREST	6
FG JUNGLE	1

TWO YEAR OLD FILLY TROT

PEMBROKE MATRON	288
GRISWOLD GIRL	158
ANGEL IN ACTION	103
THEREDONE	79
CRANMEADOW RAVEN	67
SHE'S AHCORKER TWO	58
CRANMEADOW CRYSTAL	22
SMALL TALK	16
TOWN HALL SECRETS	9

THREE YEAR OLD COLT PACE

PEMBROKE DELUXE	525
PETER MILLS	412
PEMBROKE TOUCH	300
RIPOGENUS	167
ROLLIN' WEST	147
LOGAN'S LIGHTNING	124
TONY-N-TEE	95
ERIC THE ENEMY	88
WILL'S PRINCE	74
MR NORM	66
LOOKSLIKEADRAGON	42
LANDMARK TERRIFIC	28
VITO	19
WAYLON WIT WILLIE	14
BUZZ ALONG	6
DAPPER YAPPER DOO	5
ROLLALONGKASH	5
RACE ME ZEUS	2
HUTCH A NEAR	1
APPLE JACK JASPER	0

THREE YEAR OLD FILLY PACE

LANDMARK PRECIOUS	575
RACE ME WHINNY	328
LOVELY LIL	233
CK'S DRAGON	229
DANSAN LADY	216
WESTVIRGINIA GINNY	153
A SHE BISCUIT	127
MARCI MARCI	106
HANNAS HOLLIANNA	105
CAPRICE	86
ARIEL	81
EDAIN	72
PEMBROKE LULU	30
WINNING JILCO	30
ROCKWOOD LAUGHTER	14
ESAU'S GIRL	13
FANCY MOVES	11
WAKEFIELD MIST	10
PEMBROKE SILENCE	2

THREE YEAR OLD COLT TROT

FORWARD MOMENTUM	525
MILES MOVING	336
GUESS ITS TRUE	128
PEMBROKE FOX	76
SUPER SKY HIGH	74
RACE ME SPIRIT	44
RACE ME CHIN	0

THREE YEAR OLD FILLY TROT

POP N PAULA	575
HOLLYWOOD GOSSIP	184
BAD GIRL JOSIE	125
KNOTCH HILL KIMMIE	118
LAYLA	108
E LOUISE	93
AGLIMPSE OF THE MOON	41
MISS ARLENE HAYES	32
GOLDEN SUNFLOWER	24
RACE ME TRESSA	6

2006 MAINE STANDARDBRED BREEDERS STAKES

Performers & Breeding

Three Year Old Colt Pacers

HORSE	MARK	EARNINGS	SIRE	DAM	SIRE OF DAM
PEMBROKE TOUCH	1:58.0	\$64,332.50	Baron Biltmore	Touchy Touchy	Nihilator
PETER MILLS	1:59.4	\$58,836.55	Tridium	J T Mills	Maxamillion Hanove
PEMBROKE DELUXE	1:56.2	\$51,010.25	Baron Biltmore	Primo Deluxe	Kentucky Spur
RIPOGENUS		\$24,757.79	Lahar	Happy Jaguar	Jaguar Spur
ROLLIN' WEST		\$20,028.19	Merrilywerollalong	Sure Is Good	Western Hanover
TONY-N-TEE	1:59.1	\$12,740.32	Sweet Dragon	Whip City Gal	No Nukes
LOGAN'S LIGHTNING		\$12,022.79	Basic	Call Her Knightly	Knightly Blue Chip
ERIC THE ENEMY		\$8,121.05	Sweet Dragon	Camamia	Cambest
WILL'S PRINCE		\$6,980.43	Neutralize	Lady Gannet	Albatross
MR NORM		\$6,053.72	Neutralize	Mercantile	No Nukes
LOOKSLIKEADRAGON		\$4,062.61	Sweet Dragon	Red Hot Data	Wilcos Data
LANDMARK TERRIFIC		\$2,523.20	Lahar	Terrific One	Armbro Splurge
VITO		\$1,670.70	Lahar	Telluride	Cam's Card Shark
WAYLON WIT WILLIE		\$1,240.07	Lahar	Sue's Data	Wilcos Data
DAPPER YAPPER DOO		\$498.25	Lahar	Secret Winner	Goalie Jeff
ROLLALONGKASH		\$497.70	Merrilywerollalong	Kash On Time	Call For Rain
BUZZ ALONG		\$476.95	Sweet Dragon	Unveiled	Masquerade
APPLE JACK JASPER		\$0.00	Sweet Dragon	Pacific Silver	Pacific Rocket
HUTCH A NEAR		\$0.00	Gorkij Park	Go Speed Racer	Deliberate Speed
RACE ME ZEUS		\$0.00	Tridium	Balius	No Nukes

2006 MAINE STANDARDBRED BREEDERS STAKES
Performers & Breeding
Three Year Old Filly Pacers

HORSE	MARK	EARNINGS	SIRE	DAM	SIRE OF DAM
LANDMARK PRECIOUS	1:58.2	\$55,604.50	Lahar	Landmark Princess	Tyler's Mark
A SHE BISCUIT	2:01.4	\$48,242.80	Radiant Ruler	Alma B Bunny	Walton Hanover
CK'S DRAGON	2:01.1	\$40,269.09	Sweet Dragon	Miss Claudia Kel	Mountain Skipper
RACE ME WHINNY	2:02.0	\$31,513.54	Casino Gambler	Vevevo	Presidential Ball
DANSAN LADY	2:01.2	\$29,520.45	Sweet Dragon	Down East Lady	Western Hanover
LOVELY LIL	2:01.3	\$21,973.76	Lahar	Textured Luxury	Walton Hanover
WESTVIRGINIA GINNY	2:02.0	\$18,687.34	Lahar	Jonza	Awesome Almahurs
MARCI MARCI		\$15,865.47	Lahar	Forever Autumn	Samadhi
HANNAS HOLLIANNA		\$9,902.22	Big Brother Hanna	Anagram N	Gramatan
CAPRICE		\$8,237.80	Neutralize	Unpredictability	Nero
ARIEL		\$7,548.47	Lahar	Miss Me Falcon	Falcon Seelster
EDAIN		\$6,830.76	Casino Gambler	Sweet Wendy Parks	Sweet Dragon
PEMBROKE LULU		\$2,886.65	Baron Biltmore	Lexie Lulu	Dorunrun Bluegrass
WINNING JILCO		\$2,434.00	Wilcos Data	Someday Julie	Sample Fella
ROCKWOOD LAUGHTER		\$1,217.34	Dancercize	Laughing Sis	Die Laughing
ESAU'S GIRL		\$1,217.16	Sweet Dragon	Gaelic Lovely Lady	Wilcos Data
FANCY MOVES		\$941.85	Lahar	Nightwind Ripley	Skip By Night
WAKEFIELD MIST		\$901.80	Sweet Dragon	Robbin Down	Timely Robin
PEMBROKE SILENCE		\$0.00	Neutralize	Sunday Silence	Silent Majority

2006 MAINE STANDARDBRED BREEDERS STAKES
Performers & Breeding
Three Year Old Colt Trotters

HORSE	MARK	EARNINGS	SIRE	DAM	SIRE OF DAM
FORWARD MOMENTUM	2:03.2	\$80,486.75	Moving Forward	A Virtue	Pine Chip
GUESS ITS TRUE		\$17,072.52	Ruck A Chucky	Fleur Du Lac	Speedy Scot
MILES MOVING	2:06.0	\$38,263.89	Moving Forward	Terisse Ann	Springfest
PEMBROKE FOX		\$7,030.89	Good Time Georgio	Sea Star Virgin	Camp David
RACE ME CHIN		\$0.00	Kelvin Lobell	Ms Chin	Sir Taurus
RACE ME SPIRIT		\$21,556.44	Gorkij Park	Sos Arising Star	Chief Litigator
SUPER SKY HIGH		\$10,351.51	Moving Forward	Wingswept Heidi	Pastel Pastel

2006 MAINE STANDARDBRED BREEDERS STAKES
Performers & Breeding
Three Year Old Filly Trotters

HORSE	MARK	EARNINGS	SIRE	DAM	SIRE OF DAM
POP N PAULA	2:03.3	\$94,031.25	Speedy Lerom	Fancy Marvel	Incredible Nevele
E LOUISE		\$27,630.75	Snores	Jetta Vw	Armbro Laser
HOLLYWOOD GOSSIP		\$25,764.50	Defies Logic	West Ridge Gossip	Jelly Apple
BAD GIRL JOSIE	2:03.0	\$17,071.00	Good Time Georgio	Invest In Glory	Dreamof Glory
LAYLA		\$16,394.00	Snores	Springtime Melody	Springfest
KNOTCH HILL KIMMIE		\$11,492.75	Impeccable Hanover	Mrs Keppel	Nevele Diamond
AGLIMPSEOFTHEMOON		\$3,938.50	Warren Moon	Dutchess Leebrook	Photo Maker
MISSARLENEHAYES		\$2,995.25	Ruck A Chucky	Miss Melaine Hayes	Jurgy Hanover
GOLDEN SUNFLOWER		\$2,219.50	Snap Hanover	Constantine	Mr Kingfish
RACE ME TRESSA		\$512.50	Good Time Georgio	Quote Of The Week	Pine Chip

2006 MAINE STANDARDBRED BREEDERS STAKES
Performers & Breeding
Two Year Old Colt Pacers

HORSE	MARK	EARNINGS	SIRE	DAM	SIRE OF DAM
CAPPUCCINO BLAZE	2:03.0	\$40,774.00	Neutralize	Private Terms	Frugal Gourmet
BOOGEYMAN	2:00.1	\$38,437.50	Lahar	Blue Eyes Blue	Skip By Night
FRAPPER JOE	2:04.1	\$19,067.50	Sakrologist	Kiwi Replacement	Robust Hanover
JOE'S THE BEST	2:03.0	\$18,657.08	Sakrologist	Jo's Luck	Bret's Champ
IM A SUGAR TOO	2:03.3	\$18,648.92	Lahar	Sweet Wendy Parks	Sweet Dragon
MY DING A LING	2:03.4	\$16,215.00	Sweet Dragon	Bittersweet Lady	Prize Sarnel
RADIANT WIND	2:05.0	\$14,297.70	Radiant Ruler	Breezy Moosa	Western Hanover
LAVOO	2:05.4	\$9,575.50	Lahar	Voodoo Queen	Troublemaker
SUNTAN SAM		\$6,390.15	Sweet Dragon	Julie Bullville	Sonsam
DITCHEM DANNY		\$5,067.95	Dutch Elm	Prinzsdi Bluegrass	Dragon's Lair
COWBOYSDOIT		\$3,532.40	Lahar	Invite Me In	Steady Star
DOMANYO		\$2,055.05	Sweet Dragon	Precious Manyo	Wades County
MYSTICAL TRUTH		\$2,024.30	Sweet Dragon	Natural Mystic	Long Fella
RACE ME RACINO		\$1,539.60	Casino Gambler	Vevevo	Presidential Ball
JOE KIDD		\$1,155.60	Radiant Ruler	Alma B Bunny	Walton Hanover
PEMBROKE ARTIE		\$1,137.60	Neutralize	Sunday Silence	Silent Majority
RADIANT JAKE		\$964.25	Radiant Ruler	Air Hop	B.G's Bunny
MONEY HUNGRY FOOL		\$710.40	Sweet Dragon	Jr's Rockette	Baker Field
WILLUM		\$491.50	Tridium	Quiet Star	No Nukes
OK MARK		\$0.00	Neutralize	Mercantile	No Nukes
RACE ME MOOSEHEAD		\$0.00	Tridium	Magdala Hanover	No Nukes

2006 MAINE STANDARDBRED BREEDERS STAKES

Performers & Breeding

Two Year Old Filly Pacers

HORSE	MARK	EARNINGS	SIRE	DAM	SIRE OF DAM
PEMBROKE PRIMO	2:01.0	\$47,124.77	Ditch Em	Primo Deluxe	Kentucky Spur
KEYS TO LAHART	2:01.0	\$38,579.48	Lahar	Keystone Paradise	Big Towner
PEMBROKE LORI-LOU	2:03.3	\$24,218.08	Neutralize	Touchy Toychy	Nihilator
RED BIRD OF BUXTON	2:04.0	\$15,967.00	Sweet Dragon	Birdie Bentley	Albatross
MS JEANNE MARIE		\$14,313.31	Ditch Elm	Lady Gannet	Albatross
TOTALINDEPENDANCE	2:03.3	\$13,171.49	Lahar	Race Me Precious	Precious Bunny
ROLLYS KEE LADY	ntr	\$12,757.34	Merrilywerollalong	Keewaydin Mist	Call For Rain
TRIP N TOUR		\$8,789.25	Sweet Dragon	People's Ruler	Radiant Ruler
HOT LIPS RN	2:05.4	\$6,469.64	Lahar	Trapper Md	Bye Out
DANSAN HOPE		\$5,737.75	Sweet Dragon	Down East Lady	Western Hanover
SHES SWEET		\$4,331.35	Sweet Dragon	She Rules	Radiant Ruler
REFLECTION		\$3,499.72	Lahar	Avon Lynette	Secret Service
SPECIAL RESERVE		\$2,452.92	Sweet Dragon	Special Return	Sportsmaster
SWEET ANNA		\$2,234.50	Sweet Dragon	Secret Winner	Goalie Jeff
LEAPS ANN BOUNDS		\$817.76	Lahar	Miss Me Falcon	Falcon Seelster
DANSAN FAITH		\$483.60	Sweet Dragon	Novia Hanover	Big Towner
RUN HOLLY RUN		\$483.55	Radiant Ruler	Camamia	Cambest
BG'S SWEET LADY		\$0.00	Sweet Dragon	Dangerous Lady	Storm Damage
CLARA ALLEN		\$0.00	Neutralize	Dawn Break	Standing O
COCO		\$0.00	Radiant Ruler	Rococo Solombre	Topnotcher
IVA NANNY		\$0.00	Lahar	B Fortunate	Tyler B
MARY C		\$0.00	Sweet Dragon	Think Of Me Fondly	Albatross
OUTGOING OLIVIA		\$0.00	Casino Gambler	Happy Chelsea	Tyler's Mark

**2006 MAINE STANDARDBRED BREEDERS STAKES
Performers & Breeding
Two Year Old Colt Trotters**

HORSE	MARK	EARNINGS	SIRE	DAM	SIRE OF DAM
PEMBROKE FORWARD	2:09.0	\$51,365.25	Moving Forward	Sea Star Virgin	Camp David
DAVE'S STAR	2:06.1	\$27,775.69	Moving Forward	Nosey Lulu	Pedrine
FENWAY FAN	2:16.2	\$24,054.50	Warren Moon	Fiery Peach	The Fireball
FOX RIDGE MICHAEL		\$8,882.42	Moving Forward	Denice Mayka	Lindy's Crown
MAINELY MILES		\$7,948.33	Moving Forward	Terisse Ann	Springfest
RACE ME YUGIOH		\$7,389.68	Good Time Georgio	Moshannon Megan	Sir Taurus
WALDO		\$3,754.37	Speedy Lerom	Go Speed Racer	Deliberate Speed
STEVIE D WONDER		\$2,266.33	Snores	Classic Begonia	Overcomer
QUARTERBACK MOON		\$699.28	Warren Moon	Dutchess Leebrook	Photo Maker
ANGELO PAPA GENE		\$499.10	Moving Forward	Silver Angel	Meadow Road
YOSHI RIDGECREST		\$437.05	Four J G	Quick Queen	Arnies Exchange
FG JUNGLE		\$0.00	Fast Growing	Jungle O Peaches	Welcometothejungl

2006 MAINE STANDARDBRED BREEDERS STAKES
Performers & Breeding
Two Year Old Filly Trotters

HORSE	MARK	EARNINGS	SIRE	DAM	SIRE OF DAM
PEMBROKE MATRON	2:06.2	\$49,853.35	Defies Logic	Social Matron	Mr Lavec
GRISWOLD GIRL	2:06.0	\$18,783.66	Good Time Georgio	Miss Molly Tamale	Final Score
SHE'S AHCORKER TWO	2:10.2	\$16,748.58	Fred and Barney	Westridge Ruth	H. T. John
THEREDONE		\$12,907.16	Ruck A Chucky	C C Dazzler	Copter Lobell
ANGEL IN ACTION	2:08.3	\$9,834.78	Moving Forward	Action Goal	Armbro Goal
CRANMEADOW RAVEN		\$6,048.42	Snores	Jetta Vw	Armbro Laser
CRANMEADOW CRYSTAL		\$4,622.57	Snores	Powerline Crysko	Brisco Hanover
SMALL TALK		\$1,431.40	Ruck A Chucky	West Ridge Gossip	Jelly Apple
TOWN HALL SECRETS		\$754.08	Thornton Will	Secret Action	Speed In Action

Maine Standardbred Breeders Stakes

2007

MAINE STANDARD BRED BREEDERS STAKES - 2007 - FINAL POINT STANDINGS

TWO YEAR OLD COLT PACE

TERRYS STAR DRAGON	325
KDK LEMONDROPKID	320
PEMBROKE BLITZ	287
MAINEIAC MATT	225
DOTS BIGBOY	166
LANDMARK DRAGON	123
K C CHIEF	121
SLUGGER	120
WILL'S DREAM	108
KDK RED DRAGON	95
BOB'S POCKETCHANGE	77
STAR I R	77
KDK FIREWATER	73
SEA DOG TIME	60
TOTAL ANARCHY	52
RAIDER JOHN	51
MARKS LITTLE BUDDY	39
DIRTY DANSAN	38
RADIANT SUN	34
MAINE REIGN	32
POCOLOGAN	32
PASSAMAQUODDY	18
KEY WEST TIME	12
UNCAS	12
ADMIRAL PEMBROKE	8
CHUNK O CHANGE	5
DRAMATTIC VENTURE	5
TOMMY BAR'S LAHAR	5
SKIKE	3
FIREBALL JOE JOE	1
NELL ON WHEELS	1
HECTORS REVENGE	0
ST JAMES MAGIC	0
THE NIGHT FOREMAN	0

TWO YEAR OLD FILLY PACE

PRECIOUS FIONA	287
PEMBROKE LU	245
KDK CALEDONIA	188
WHOVILLE	178
B N NAUGHTY	138
CUTTING IN LINE	130
DANSAN PEG	128
GOOD FOR SURE	126
KDK KATRINA	109
THATILLBSWEET	105
BELL OF THE SEA	94
DITCHEM CASEY	73
SHURFINE NIKKI	64
ALISON P	62
CROSS CREEK ANNIE	43
YEGUA	40
SUNSHINE RED	28
I'M A HOT TICKET	27
LASTAR	26
KNOW PASSION	25
AILI	2
STONE HOLLOW ROSE	2
LINDONS HOLLY	1
ANDIE'S DRAMA GIRL	0
I SEE YOU ANNIE	0
KOURAGEOUS KERRY	0

TWO YEAR OLD COLT TROT

FOX RIDGE PEPPER	238
CAST THEM AWAY	136
LUCKY BLUE MOON	128
UP TEMPO	125
JUNGLE'S MOONSHINE	89
ONEOFKIND BOY	42
LUCKY MOVE	38
J D WILLY	6
CASH MOVING	0
DUSTY ARROW	0
INDIAN GOLD	0

TWO YEAR OLD FILLY TROT

SPEEDY CRANBERRY	400
KRISSY'S PRINCESS	158
CRANMEADOW MOXIE	138
CHARLIZE	97
MOVING KATIE	81
RACE ME BRIDGET	79
KATIE'S IMAGE	55
MOON OVER MAINE	43
CRANMEADOW JAYCEE	34
SONG OF GLORY	31
KIJ GABBY	30
BELLAANGELA	29
GAMBLE FOR GLORY	21
MARYS BEEN SHOPPIN	5
SOMERSET PRIMETIME	2
KANALLA BELLA	0

THREE YEAR OLD COLT PACE

BOOGEYMAN	420
CAPPUCCINO BLAZE	356
OK MARK	199
DITCHEM DANNY	190
MYSTICAL TRUTH	151
FRAPPER JOE	148
WILLUM	133
JOE'S THE BEST	130
IM A SUGAR TOO	129
MY DING A LING	110
JOE KIDD	70
SUNTAN SAM	37
LAVOO	36
PEMBROKE ARTIE	31
YOURAGAMBLER'SSON	26
PEMBROKE GRAMPYBUB	17
RADIANT WIND	11
COWBOYSDOIT	9
MONEY HUNGRY FOOL	2
SNORTIN NORTON	1

THREE YEAR OLD FILLY PACE

PEMBROKE LORI-LOU	458
PEMBROKE PRIMO	410
MS JEANNE MARIE	319
RED BIRD OF BUXTON	294
CIRCLES DRAGONLADY	230
ROLLYS KEE LADY	187
BALL QUEEN	134.5
HOT LIPS RN	117.5
SHES SWEET	77
KEYS TO LAHART	71
TOTALINDEPENDANCE	66
DRAGON IT	45
CLARA ALLEN	5
LAKEN LEDGE ANGEL	1
OUTGOING OLIVIA	1
REFLECTION	1
SPECIAL RESERVE	1
TOO FUNNY	1
BG'S SWEET LADY	0
TRIP N TOUR	0
UR FAST	0

THREE YEAR OLD COLT TROT

FOX RIDGE MICHAEL	446
PEMBROKE FORWARD	265
RACE ME YUGIOH	207
FENWAY FAN	112
MAINLY MILES	90
STEVIE D WONDER	42
DAVE'S STAR	25
YOSHI RIDGECREST	13
WALDO	5
WHIPA SNAPPA	4
FG JUNGLE	1
PISTOL	1
QUARTERBACK MOON	1

THREE YEAR OLD FILLY TROT

SHE'S AHCORKER TWO	385
CRANMEADOW RAVEN	218
GRISWOLD GIRL	189
THEREDONE	152
PEMBROKE MATRON	91
HERE COMES RUBY	79
TOWN HALL SECRETS	45
CRANMEADOW CRYSTAL	23
DAISY D	14
PAULY'S GIRL	5
RACE ME EASTER	2
CRANMEADOW SARA	1
MEMORY A GO GO	1

2007 MAINE STANDARDBRED BREEDERS STAKES

Performers & Breeding

Two Year Old Colt Pacers

HORSE	MARK	EARNINGS	SIRE	DAM	SIRE OF DAM
MAINEIAC MATT	1:58.4	\$45,879.75	Merrilywerollalong	Rush On Laughing	Die Laughing
PEMBROKE BLITZ	2:00.0	\$40,010.49	Neutralize	Big Easy Goer	Easy Goer
TERRYS STAR DRAGON	2:01.0	\$37,453.45	Sweet Dragon	My Radiant Star	Radiant Ruler
KDK LEMONDROPKID	2:00.3	\$35,202.16	Lahar	Sweet Wendy Parks	Sweet Dragon
DOTS BIGBOY	2:04.0	\$18,553.68	Radiant Ruler	Beautiful Lee	Big Towner
LANDMARK DRAGON	2:03.1	\$11,958.07	Sweet Dragon	Landmark Princess	Tyler's Mark
K C CHIEF	2:09.1	\$11,947.10	Neutralize	Bad Storm Acomin	Storm Damage
SLUGGER	2:04.2	\$11,694.56	Merrilywerollalong	Almahurst Tootsie	Dragon's Lair
WILL'S DREAM		\$10,575.57	B Dramattic	Snow Dream	Artie's Dream
KDK RED DRAGON		\$8,953.79	Sweet Dragon	Rotoscooter	Direct Scooter
STAR I R		\$7,550.32	Sweet Dragon	Quiet Star	No Nukes
BOB'S POCKETCHANGE		\$7,532.17	B Dramattic	See Sidsstar	Sydney Hill
KDK FIREWATER		\$7,127.09	Sweet Dragon	Deeliriousness	Run The Table
SEA DOG TIME	2:05.2	\$5,573.88	Time Line	Broadway Cindy	Broadway Express
RAIDER JOHN		\$4,843.67	Ditch Em	Alliorr	Dragon's Lair
DIRTY DANSAN		\$3,613.07	Sweet Dragon	Verda Hanover	Abercrombie
MARKS LITTLE BUDDY		\$3,529.24	Kingdom of The Sea	Latest Victim	Sonsam
RADIANT SUN		\$3,355.21	Radiant Ruler	Buttercup	Nero
POCOLOGAN		\$3,083.06	Ditch Elm	Call Her Knightly	Knightly Blue Chip
TOTAL ANARCHY		\$2,982.85	Radiant Ruler	Race Me Precious	Precious Bunny
MAINE REIGN		\$2,933.83	Sweet Dragon	Think of Me Fondly	Albatross
UNCAS		\$1,173.24	Neutralize	Lady Gannet	Albatross
KEY WEST TIME		\$971.90	Time Line	Discover A Star	Life Sign
PASSAMAQUODDY		\$849.04	Sweet Dragon	Voodoo Queen	Troublemaker
ADMIRAL PEMBROKE		\$768.16	Baron Biltmore	Admiral's Frosty	Admirals Galley
TOMMY BAR'S LAHAR		\$483.05	Lahar	J T Mills	Maxamillion Hanover
CHUNK O CHANGE		\$480.10	Tridium	Purse Money	In The Pocket
DRAMATTIC VENTURE		\$480.10	B Dramattic	Midnight Venture	Cam's Venture
FIREBALL JOE JOE		\$0.00	Sweet Dragon	Mystical Dream	Direct Scooter
HECTORS REVENGE		\$0.00	Jay TRim	Stryker's Lady	T E Stryker
NELL ON WHEELS		\$0.00	Kingdom Of The Sea	Sunset Electra	Sunset Warrior
SKIKE		\$0.00	Lahar	Invite Me In	Steady Star
ST JAMES MAGIC		\$0.00	James Thorpe	Magical Millie	Magical Mike
THE NIGHT FOREMAN		\$0.00	Jay Trim	Pacific Silver	Pacific Rocket

2007 MAINE STANDARDBRED BREEDERS STAKES

Performers & Breeding

Two Year Old Filly Pacers

HORSE	MARK	EARNINGS	SIRE	DAM	SIRE OF DAM
B N NAUGHTY	2:02.3	\$37,046.59	Fred and Barney	Strong Type	Strong Clan
PEMBROKE LU	2:03.1	\$33,831.70	Baron Biltmore	Lexie Lulu	Dorunrun Bluegrass
PRECIOUS FIONA	2:02.2	\$28,543.02	Lahar	Jema DB	Bo Knows Jate
WHOVILLE	2:02.2	\$23,368.25	B Dramattic	Lake Hills Marylou	Sportsmaster
KDK CALEDONIA	2:03.0	\$18,431.86	Lahar	Pacific Passion	Direct Scooter
KDK KATRINA		\$14,437.43	Radiant Ruler	Rain Cape	Call For Rain
DANSAN PEG		\$14,028.78	Sweet Dragon	Down East Lady	Western Hanover
CUTTING IN LINE	2:09.4	\$12,640.80	Time Line	Cutting Corners	On The Road Again
GOOD FOR SURE	2:06.4	\$12,117.13	Chip In	Sure Is Good	Western Hanover
THATILLSWEET	2:04.4	\$11,285.82	Sweet Dragon	Thatilldoit	Albert Albert
BELL OF THE SEA	2:01.1	\$9,359.08	Kingdom of The Sea	Ardor Belle	Topnotcher
DITCHEM CASEY	2:04.2	\$7,274.87	Ditch Elm	Camden Hills Lacy	Falcon Seelster
SHURFINE NIKKI		\$6,044.77	Ditch Elm	Peek N Seek	Slapstick
ALISON P		\$6,025.73	Lahar	Me Indigo	Falcon Seelster
CROSS CREEK ANNIE		\$4,116.07	Sweet Dragon	Birdie Bentley	Albatross
YEGUA		\$3,938.65	Neutralize	Neo Glitzy	Sonsam
LASTAR		\$2,809.59	Lahar	Miss Me Falcon	Falcon Seelster
SUNSHINE RED		\$2,487.82	Lahar	See Red Run	The Red Colt
KNOW PASSION		\$2,411.50	Neutralize	Pembroke Passion	Long Fella
I'M A HOT TICKET		\$2,337.92	Sweet Dragon	Red Hot Data	Wilcos Data
AILI		\$0.00	Kingdom of The Sea	A M Aerobics	Western Hanover
ANDIE'S DRAMA GIRL		\$0.00	Dramattic	Longstanding Light	Stand and Deliver
I SEE YOU ANNIE		\$0.00	Lahar	Avon lynette	Secret Service
KOURAGEOUS KERRY		\$0.00	Kingdom of The Sea	Energized Sahbra	Park Place
LINDONS HOLLY		\$0.00	Lahar	Dutchess Tradition	Nobleland Sam
STONE HOLLOW ROSE		\$0.00	Sweet Dragon	Melrose Pace	Cambest

2007 MAINE STANDARDBRED BREEDERS STAKES
Performers & Breeding
Two Year Old Colt Trotters

HORSE	MARK	EARNINGS	SIRE	DAM	SIRE OF DAM
UP TEMPO	2:04.0	\$35,759.75	Boy Band	A Virtue	Pine Chip
FOX RIDGE PEPPER	2:08.3	\$27,962.66	Boy Band	Afternoon Sky	Supergill
LUCKY BLUE MOON		\$25,131.30	Warren Moon	Mint Blue Chip	Mr Lavec
CAST THEM AWAY	2:08.4	\$19,733.14	Current Cast	Patsy's Valentine	Bj's Mac
JUNGLE'S MOONSHINE	2:10.3	\$8,945.90	Warren Moon	Jungle O Peaches	Welcometothejungle
ONEOFKIND BOY		\$6,499.10	Cervantes	Two of A Kind	Sir Taurus
LUCKY MOVE		\$3,824.90	Evasive Moves	Miss KGB	Four JG
J D WILLY		\$515.25	Warren Moon	Fiery Peach	The Fireball
CASH MOVING		\$0.00	Moving Forward	Shakeyurmonimaker	Sir Taurus
DUSTY ARROW		\$0.00	Defies Logic	Qs Arrow	Dusty Supreme
INDIAN GOLD		\$0.00	Gorkij Park	Singapore Spur	Sierra Kosmos

2007 MAINE STANDARD BRED BREEDERS STAKES
Performers & Breeding
Two Year Old Filly Trotters

HORSE	MARK	EARNINGS	SIRE	DAM	SIRE OF DAM
SPEEDY CRANBERRY	2:03.3	\$61,610.50	Speedy Lerom	Cranberry Ice	Donerrail
CRANMEADOW MOXIE		\$24,667.46	Snores	Cran Meadow Cupie	Cumin
KRISSY'S PRINCESS	2:11.0	\$16,301.69	Collier St John	The Princess	Guilt Ridden
RACE ME BRIDGET	2:06.1	\$12,303.53	Moving Forward	Sassy Cathy	Donerrail
MOVING KATIE		\$11,814.50	Moving Forward	Strong Bait	Flak Bait
CHARLIZE	2:11.2	\$8,947.66	Defies Logic	C C Dazzler	Copter Lobell
KATIE'S IMAGE		\$4,872.20	Warren Moon	Allies Image	Balance of Trade
MOON OVER MAINE		\$3,786.72	Warren Moon	Dutchess Leebrook	Photo Maker
CRANMEADOW JAYCEE		\$3,463.29	Cervantes	Rose Run Dash	Armbro Laser
KIJ GABBY		\$2,826.69	Gorkij Park	Courtly Dee	Royal Prestige
SONG OF GLORY		\$2,678.15	Boy Band	Moving To Glory	Moving Forward
BELLAANGELA		\$2,505.16	Moving Forward	Silver Angel	Meadow Road
GAMBLE FOR GLORY		\$1,692.80	Moving Forward	Invest In Glory	Dream Of Glory
MARYS BEEN SHOPPIN		\$516.65	Cervantes	Secret Vice	March Seventh
KANALLA BELLA		\$0.00	Boy Band	Malimoney	Malabar Man
SOMERSET PRIMETIME		\$0.00	Speedy Lerom	No Kerryover	Overcomer

2007 MAINE STANDARDBRED BREEDERS STAKES
Performers & Breeding
Three Year Old Colt Pacers

HORSE	MARK	EARNINGS	SIRE	DAM	SIRE OF DAM
BOOGEYMAN	1:57.2	\$50,729.35	Lahar	Blue Eyes Blue	Skip By Night
JOE'S THE BEST	1:59.2	\$47,371.20	Sakrologist	Jo's Luck	Bret's Champ
CAPPUCCINO BLAZE	1:58.1	\$40,681.65	Neutralize	Private Terms	Frugal Gourmet
FRAPPER JOE	2:02.4	\$31,094.30	Sakrologist	Kiwi Replacement	Robust Hanover
DITCHEM DANNY	2:02.2	\$22,177.20	Ditch Elm	PrinzsdI Bluegrass	Dragon's Lair
OK MARK	2:03.1	\$19,713.65	Neutralize	Mercantile	No Nukes
MYSTICAL TRUTH	2:00.3	\$14,934.90	Sweet Dragon	Natural Mystic	Long Fella
WILLUM	1:59.4	\$12,717.30	Tridium	Quiet Star	No Nukes
IM A SUGAR TOO	2:00.3	\$12,367.35	Lahar	Sweet Wendy Parks	Sweet Dragon
MY DING A LING	2:01.0	\$10,533.35	Sweet Dragon	Bittersweet Lady	Prize Sarnel
JOE KIDD	2:01.3	\$7,115.00	Radiant Ruler	Alma B Bunny	Walton Hanover
SUNTAN SAM		\$3,566.40	Sweet Dragon	Julie Bullville	Sonsam
LAVOO		\$3,392.60	Lahar	Voodoo Queen	Troublemaker
PEMBROKE ARTIE		\$3,045.75	Neutralize	Sunday Silence	Silent Majority
YOURAGAMBLER'SSON		\$2,435.00	Casino Gambler	Nancys Good Friday	Team Hanover
PEMBROKE GRAMPYBUB		\$1,759.30	Neutralize	Lexie Lulu	Dorunrun Bluegrass
RADIANT WIND		\$955.25	Radiant Ruler	Breezy Moosa	Western Hanover
COWBOYSDOIT		\$815.20	Lahar	Invite Me In	Steady Star
MONEY HUNGRY FOOL		\$0.00	Sweet Dragon	Jr's Rockette	Baker Field
SNORTIN NORTON		\$0.00	Merrilywerollalong	Hunter's Girl	Artie's Dream

2007 MAINE STANDARD BRED BREEDERS STAKES
Performers & Breeding
Three Year Old Filly Pacers

HORSE	MARK	EARNINGS	SIRE	DAM	SIRE OF DAM
RED BIRD OF BUXTON	1:59.3	\$63,527.42	Sweet Dragon	Birdie Bentley	Albatross
PEMBROKE PRIMO	1:58.1	\$57,688.65	Ditch Em	Primo Deluxe	Kentucky Spur
PEMBROKE LORI-LOU	1:58.2	\$45,277.46	Neutralize	Touchy Touchy	Nihilator
MS JEANNE MARIE	1:56.4	\$31,233.62	Ditch Em	Lady Gannet	Albatross
CIRCLES DRAGONLADY	2:01.4	\$27,986.12	Sweet Dragon	Erie Lady	Cambest
BALL QUEEN		\$21,589.42	Sweet Dragon	Fantasy Ball	Presidential Ball
ROLLYS KEE LADY	1:58.1	\$21,490.74	Merrilywerollalong	Keewaydin Mist	Call For Rain
HOT LIPS RN		\$11,306.37	Lahar	Trapper Md	Bye Out
SHES SWEET		\$7,047.48	Sweet Dragon	She Rules	Radiant Ruler
KEYS TO LAHART		\$6,795.36	Lahar	Keystone Paradise	Big Towner
TOTALINDEPENDANCE		\$6,294.55	Lahar	Race Me Precious	Precious Bunny
DRAGON IT		\$4,352.73	Sweet Dragon	Dave's Finast	Forrest Skipper
CLARA ALLEN		\$533.10	Neutralize	Dawn Break	Standing O
BG'S SWEET LADY		\$0.00	Sweet Dragon	Dangerous Lady	Storm Damage
LAKEN LEDGE ANGEL		\$0.00	Radiant Ruler	Miss Ruby Mack	Keystone Mineral
OUTGOING OLIVIA		\$0.00	Casino Gambler	Happy Chelsea	Tyler's Mark
REFLECTION		\$0.00	Lahar	Avon Lynette	Secret Service
SPECIAL RESERVE		\$0.00	Sweet Dragon	Special Return	Sportsmaster
TOO FUNNY		\$0.00	Merrilywerollalong	Rush On Laughing	Die Laughing
TRIP N TOUR		\$0.00	Sweet Dragon	People's Ruler	Radiant Ruler
UR FAST		\$0.00	Casino Gambler	Ur Quick	Long Fella

2007 MAINE STANDARDBRED BREEDERS STAKES
Performers & Breeding
Three Year Old Colt Trotters

HORSE	MARK	EARNINGS	SIRE	DAM	SIRE OF DAM
FOX RIDGE MICHAEL	2:02.3	\$62,561.80	Moving Forward	Denice Mayka	Lindy's Crown
WALDO	2:06.1	\$35,208.95	Speedy Lerom	Go Speed Racer	Deliberate Speed
PEMBROKE FORWARD	2:06.4	\$26,953.10	Moving Forward	Sea Star Virgin	Camp David
RACE ME YUGIOH	2:10.2	\$21,050.73	Good Time Georgio	Moshannon Megan	Sir Taurus
FENWAY FAN		\$19,610.83	Warren Moon	Fiery Peach	The Fireball
MAINELY MILES		\$12,734.05	Moving Forward	Terisse Ann	Springfest
STEVIE D WONDER		\$9,666.11	Snores	Classic Begonia	Overcomer
DAVE'S STAR		\$2,459.75	Moving Forward	Nosey Lulu	Pedrine
YOSHI RIDGECREST		\$1,261.68	Four J G	Quick Queen	Arnies Exchange
FG JUNGLE		\$0.00	Fast Growing	Jungle O Peaches	Welcometothejungle
PISTOL		\$0.00	Speedy Lerom	Frankenstarr	Frankenshew
QUARTERBACK MOON		\$0.00	Warren Moon	Dutchess Leebrook	Photo Maker
WHIPA SNAPPA		\$0.00	Snap Hanover	Frisky Yankee	Baltic Speed

2007 MAINE STANDARDBRED BREEDERS STAKES
Performers & Breeding
Three Year Old Filly Trotters

HORSE	MARK	EARNINGS	SIRE	DAM	SIRE OF DAM
CRANMEADOW RAVEN	2:03.2	\$56,509.65	Snores	Jetta Vw	Armbro Laser
SHE'S AHCORKER TWO	2:02.3	\$37,769.25	Fred and Barney	Westridge Ruth	H. T. John
GRISWOLD GIRL	2:03.2	\$27,531.00	Good Time Georgio	Miss Molly Tamale	Final Score
HERE COMES RUBY		\$25,149.75	Fast Growing	Aldy Hanover	Lindy Lane
THEREDONE	2:04.3	\$21,040.50	Ruck A Chucky	C C Dazzler	Copter Lobell
PEMBROKE MATRON	2:08.1	\$8,983.80	Defies Logic	Social Matron	Mr Lavec
TOWN HALL SECRETS		\$7,953.30	Thornton Will	Secret Action	Speed In Action
CRANMEADOW CRYSTAL		\$2,183.85	Snores	Powerline Crysco	Brisco Hanover
DAISY D		\$1,303.65	Snap Hanover	Constantine	Mr Kingfish
PAULY'S GIRL		\$515.25	Moving Forward	Her Excellence	Joie De Vie
CRANMEADOW SARA		\$0.00	Snores	Springtime Melody	Springfest
MEMORY A GO GO		\$0.00	Speedy Lerom	La Vittoria	A Go Go Lauxmont
RACE ME EASTER		\$0.00	Ruck A Chucky	Ms Chin	Sir Taurus

Maine Standardbred Breeders Stakes

2008

MAINE STANDARD BRED BREEDERS STAKES FINAL POINTS STANDINGS 2008

2 YEAR OLD COLT TROTTERS

BAD BOY BILLY	450
CURRENT CLOSER	250
QUINN QUICKLY	237
IM A MAINER	163
CURRENT CA CHING	132
RACE ME COMET	92
TEXAS TRAVELER	75
NICKEL BEER	69
WILLY MUSCLE	36
SOMERSET MINIBOB	31
KDK ADONIS	29
BOY ON FIRE	15
PUNK NUTTER	14
THE BLACKSMITH	5

2 YEAR OLD FILLY TROTTERS

PEMBROKE ANNIE	333
YES YES YES	225
SWEET DUST	132
A CAPPELLA BELLA	100
SUPER BOWL SUNDAY	69
DULCINEA	64
LIL MS PRISS	27
TPOQAL	21
DOLWEN	20
NICE MOVING LADY	1

3 YEAR OLD COLT TROTTERS

UP TEMPO	472
JUNGLE'S MOONSHINE	270
LUCKY BLUE MOON	249
ONE OF A KIND BOY	240
FOX RIDGE PEPPER	183
CAST THEM AWAY	172
JUST JIM	160
DANA'S CROWN	122
CURRENT CASH	100
KC WILL	93
PEMBROKE BANDITO	79
LUCKY MOVE	56
TOWN HALL LUC	5

3 YEAR OLD FILLY TROTTERS

KANALLA BELLA	487
RACE ME BRIDGET	365
KRISSY'S PRINCESS	248
CHARLIZE	235
KIJ GABBY	233
BELLA ANGELA	173
SPEEDY CRANBERRY	151
SOMERSET PRIMETIME	150
SONG OF GLORY	67
CRANMEADOW MOXIE	45
MOON OVER MAINE	39
MENDED CAST	38
DENNYS RIVER CC	35
MOVING KATIE	26
MARYS BEEN SHOPPIN	5
GAMBLE FOR GLORY	1

2 YEAR OLD FILLY PACERS

NO PEEKING	400
ISN'T SHE LOVELY	299
ETCHED N STONE	193
PEMBROKE WHITTNEY	137
A WORK OF HEART	100
KDK ATHENA	80
BOBBIE SUE	76
SCOOT HANNA	63
RACE ME LUCKY	56
MZ MOZELLE	54
COMPUTER ART	46
HANDLE IT	42
BUTTONS BUTTONS	40
ALIBIES AND LIES	15
SAKS OF MAINE	12
NATIVE POWER	1

2 YEAR OLD COLT PACERS

NEUTRAL COURT	405
NEUTRALIZER	244
SIGN THE PAIGE	196
CK'S PATRIOT	187
KDK ADIEU TO YOU	161
HERE COMES POPPY	158
HART CONDITION	118
SPEEDY TWO	99
SIDS DRAMA	92
RUMPOLE	71
GUAPO	61
WHISKEY SMOOTH	58
LINDONS WADE TO GO	55
CANCUN TIME	49
MEADOW SCOOTER	45
KERNAL BUD	32
CAPPUCCINO FLAME	19
CONTRACTOR	17
DANSEN TED	17
LANDMARK PRINCE	16
LITTLEBIGTOWN	15
STEPPN-LARGE	2
RACE ME MAHONE	1



Congratulations

3 YEAR OLD COLT PACERS

3 YEAR OLD FILLY PACERS

SD BOOMERANG	464
PEMBROKE LU	446
THAT ILLBSWEET	385
DWIGHT'S CHARLENE	250
ALISON P	220
KDK KATRINA	211
PEMBROKE CHANCE	183
CUTTING IN LINE	175
BELL OF THE SEA	168
WHOVILLE	168
KNOW PASSION	131
PEMBROKE PAYMENT	126
SHURFINE NIKKI	105
KDK CALEDONIA	93
DITCHEM CASEY	83
PRECIOUS FIONA	83
YEGUA	72
LASTAR	66
CROSS CREEK ANNIE	42
DANSAN PEG	39
SUNSHINE RED	13
LINDONS HOLLY	6
I SEE YOU ANNNIE	2
ANGELS RAIN DANCER	1
STONE HOLLOW ROSE	1

TERRYS STAR DRAGON	625
MAINEAC MATT	525
PEMBROKE BLITZ	450
WILL'S DREAM	245
K C CHIEF	176
KDK LEMON DROP KID	154
DIRTY DANSAN	135
SEA DOG TIME	132
ADMIRAL PEMBROKE	114
POCOLOGAN	109
RAIDER JOHN	100
MARKS LITTLE BUDDY	88
BOB'S POCKET CHANGE	72.5
LANDMARK DRAGON	72
KDK RED DRAGON	66
DOTS BIGBOY	62.5
SLUGGER	55
STAR I R	38
MATADOR	27
UNCA	21
DRAMATTIC VENTURE	18
KEY WEST TIME	15
MAINE REIGN	15
RAEF	11
YUKON JAKE	2
TOTAL ANACHY	1

2008 MAINE STANDARD BRED BREEDERS STAKES

Performers & Breeding

Two Year Old Colt Pacers

HORSE	MARK	EARNINGS	SIRE	DAM	SIRE OF DAM
NEUTRAL COURT	1:57.4	\$59,022.70	Neutralize	Fantasy Ball	Presidential Ball
SIGNTHEPAIGE	1:59.4	\$28,781.78	Neutralize	Goldstar Paige	Real Artist
NEUTRALIZER	2:00.4	\$27,564.45	Neutralize	Durbin	Western Hanover
HERE COMES POPPY	2:02.3	\$17,816.68	Time Line	Dynamite Donna	Beach Towel
CK'S PATRIOT	2:02.1	\$17,298.79	Neutralize	Miss Claudia Kell	Mountain Skipper
KDK ADIEU TO YOU		\$14,862.92	Neutralize	Freestate Adieu	Armbro Aussie
HART CONDITION	2:05.1	\$12,987.03	Neutralize	Mercantile	No Nukes
SPEEDY TWO	2:03.0	\$8,806.97	Neutralize	Afella's Speedster	Son Of Afella
SIDS DRAMA		\$8,474.30	B Dramatic	See Sidsstar	Sydney Hill
RUMPOLE		\$6,525.21	Computer Scooter	She's A Den	The Denman
GUAPO		\$5,441.44	Computer Scooter	Hare Rollers	Merrilywerollalong
WHISKEY SMOOTH	2:05.0	\$5,274.36	B Dramatic	May Be Lacy	Mantese
LINDONS WADE TO GO		\$4,934.38	Lahar	Me Indigo	Falcon Seelster
CANCUN TIME		\$4,358.93	Time Line	Discover A Star	Life Sign
MEADOW SCOOTER		\$4,127.53	Computer Scooter	People's Ruler	Radiant Ruler
KERNEL BUD		\$2,925.36	Time Line	I'm Fiery	Start The Fire
CAPPUCCINO FLAME		\$1,650.88	Neutralize	Private Terms	Frugal Gourmet
DANSAN TED		\$1,593.38	Tridium	Novia Hanover	Big Towner
CONTRACTOR		\$1,448.72	Neutralize	Camden Hills Lacy	Falcon Seelster
LANDMARK PRINCE		\$1,394.15	Computer Scooter	Landmark Princess	Tyler's Mark
LITTLEBIGTOWN		\$1,055.04	Computer Scooter	Beautiful Lee	Big Towner
JOHNNY PHEVER		\$0.00	Neutralize	Secret Winner	Goalie Jeff
RACE ME MAHONE		\$0.00	Tridium	Balius	No Nukes
STEPPN-LARGE		\$0.00	Neutralize	Gypsy Michele	My Bill Forward

2008 MAINE STANDARD BRED BREEDERS STAKES
Performers & Breeding
Two Year Old Filly Pacers

HORSE	MARK	EARNINGS	SIRE	DAM	SIRE OF DAM
NO PEEKING	2:00.2	\$58,691.50	Neutralize	Peek N Seek	Slapstick
ISN'T SHE LOVELY	2:01.1	\$38,020.68	B Dramatic	Cam's Last	Life Sign
ETCHED IN STONE	2:05.3	\$19,863.93	Neutralize	Smooth Rock N	Caprock
PEMBROKE WHITNEY	2:02.4	\$17,412.83	Ditch Em	Touchy Touchy	Nihilator
A WORK OF HEART	2:04.1	\$12,357.64	Neutralize	Avon Lynette	Secret Service
KDK ATHENA		\$7,233.70	Neutralize	Breezy Moosa	Western Hanover
BOBBIE SUE	2:05.4	\$7,010.55	Neutralize	My Bills Carrie Jo	My Bill Forward
SCOOT HANNA		\$5,736.10	Computer Scooter	Forgiven Hanover	Abercrombie
MZ MOZELLE		\$4,949.96	Neutralize	Lorryland Filly	Skip By Night
RACE ME LUCKY		\$4,931.22	Tridium	Mary's Molly	Abercrombie
COMPUTER ART		\$4,175.32	Computer Scooter	Artful Touch	Artsplace
HANDLE IT		\$3,666.47	Neutralize	Gamblers Touch	Casino Gambler
BUTTONS BUTTONS		\$3,394.60	Lahar	Duchess Tradition	Nobleland Sam
ALIBIES AND LIES		\$1,189.10	Neutralize	Chevie Letsgo	Henry Letsgo
SAKS OF MAINE		\$925.40	Lahar	Ms Fifth Avenue	Storm Damage
NATIVE POWER		\$0.00	Apache Max	Energized Sahbra	Park Place
SCOOT DOO		\$0.00	Computer Scooter	Voodoo Queen	Troublemaker

Performers & Breeding Two Year Old Colt Trotters

HORSE	MARK	EARNINGS	SIRE	DAM	SIRE OF DAM
BAD BOY BILLY	2:02.3	\$60,397.50	Boy Band	Moving To Glory	Moving Forward
QUINN QUICKLY	2:08.0	\$30,954.25	Boy Band	Grail Hanover	Donerail
CURRENT CLOSER	2:03.1	\$24,497.75	Current Cast	Celebrity Image	Balanced Image
CURRENT CA CHING		\$16,237.31	Current Cast	La Cabaret	Lindy Lane
IM A MAINER	2:07.2	\$13,954.00	Cervantes	B L Lady Di	Dakota Spur
RACE ME COMET	2:08.0	\$9,618.57	Current Cast	Ms Chin	Sir Taurus
TEXAS TRAVELER		\$6,936.13	Moving Forward	Texas Lover	Yellow Rose Lover
NICKEL BEER		\$5,790.34	Snores	Classic Brgonia	Overcomer
WILLY MUSCLES		\$2,889.00	Musclini	Warrantee Willow	Balanced Image
KDK ADONIS		\$2,764.00	Current Cast	Patsy's Valentine	Bj's Mac
SOMERSET MINIBOB		\$2,675.20	Bob	No Kerryover	Overcomer
BOY ON FIRE		\$1,203.70	Boy Band	Fiery Peach	The Fireball
PUNK NUTTER		\$1,051.25	Moving Forward	Quote Of The Week	Pine Chip
THE BLACKSMITH		\$441.25	Musclini	Litany Hanover	Donerail

2008 MAINE STANDARDBRED BREEDERS STAKES
Performers & Breeding
Two Year Old Filly Trotters

HORSE	MARK	EARNINGS	SIRE	DAM	SIRE OF DAM
PEMBROKE ANNIE	2:04.0	\$52,331.30	Musclini	Look Yonder	Crowning Point
SWEET DUST		\$22,686.70	Gorkij Park	Follow My Dust	Yankee Bambino
YES YES YES	2:05.1	\$20,282.50	Boy Band	Blitzen	Moving Forward
DULCINEA		\$10,906.65	Cervantes	Two Of A Kind	Sir Taurus
SUPER BOWL SUNDAY		\$9,859.25	Moving Forward	Sunday Express	Elliotts Express
A CAPPELLA BELLA	2:07.3	\$8,532.50	Boy Band	Malimony	Malabar Man
LIL MS PRISS		\$4,488.55	Current Cast	Queen Jackie	Speedy Primo
TPOQAL		\$1,887.00	Boy Band	Goblin Girl	Moving Forward
DOLWEN		\$1,835.70	Moving Forward	Mariwen	Jelly Apple
NICE MOVING LADY		\$0.00	Moving Forward	Shakeyurmonimaker	Sir Taurus

2008 MAINE STANDARDBRED BREEDERS STAKES

Performers & Breeding

Three Year Old Colt Pacers

HORSE	MARK	EARNINGS	SIRE	DAM	SIRE OF DAM
TERRYS STAR DRAGON	1:56.0	\$93,767.25	Sweet Dragon	My Radiant Star	Radiant Ruler
MAINEIAC MATT	1:55.1	\$66,820.25	Merrilywerollalong	Rush On Laughing	Die Laughing
PEMBROKE BLITZ	1:56.4	\$51,256.13	Neutralize	Big Easy Goer	Easy Goer
WILL'S DREAM	2:03.4	\$26,573.83	B Dramatic	Snow Dream	Artie's Dream
K C CHIEF	1:59.2	\$21,956.21	Neutralize	Bad Storm Acomin	Storm Damage
KDK LEMONDROPKID	2:00.0	\$14,554.95	Lahar	Sweet Wendy Parks	Sweet Dragon
DIRTY DANSAN		\$12,920.24	Sweet Dragon	Varda Hanover	Abercrombie
SEA DOG TIME		\$12,458.86	Time Line	Broadway Cindy	Broadway Express
ADMIRAL PEMBROKE	2:02.0	\$10,384.56	Baron Biltmore	Admiral's Frosty	Admirals Galley
POCOLOGAN		\$10,254.72	Ditch Em	Call Her Knightly	Knightly Blue Chip
RAIDER JOHN		\$9,288.69	Ditch Em	Alliorr	Dragon's Lair
MARKS LITTLE BUDDY		\$8,189.92	Kingdom Of The Sea	Latest Victim	Sonsam
BOB'S POCKETCHANGE		\$6,981.65	B Dramatic	See Sidsstar	Sydney Hill
LANDMARK DRAGON	2:00.2	\$6,857.82	Sweet Dragon	Landmark Princess	Tyler's Mark
KDK RED DRAGON		\$5,951.90	Sweet Dragon	Rotoscooter	Direct Scooter
DOTS BIGBOY		\$5,903.49	Radiant Ruler	Beautiful Lee	Big Towner
SLUGGER		\$5,004.55	Merrilywerollalong	Almahurst Tootsie	Dragon's Lair
STAR I R		\$3,656.28	Sweet Dragon	Quiet Star	No Nukes
MATADOR		\$2,307.75	Sweet Dragon	Forgiven Hanover	Abercrombie
UNCAS		\$1,641.58	Neutralize	Lady Gannet	Albatross
DRAMATTIC VENTURE		\$1,548.96	B Dramatic	Midnight Venture	Cam's Venture
MAINE REIGN		\$1,222.53	Sweet Dragon	Think Of Me Fondly	Albatross
KEY WEST TIME		\$1,204.78	Time Line	Discover A Star	Life Sign
RAEF		\$968.10	Sweet Dragon	People's Ruler	Radiant Ruler
FIREBALL JOE JOE		\$0.00	Sweet Dragon	Mystical Dream	Direct Scooter
RAGTIME RAIDER		\$0.00	Ragtime Band	Nono Raider	Keystone Raider
SKIKE		\$0.00	Lahar	Invite Me In	Steady Star
THE NIGHT FOREMAN		\$0.00	Jay Trim	Pacific Silver	Pacific Rocket
TOMMY BAR'S LAHAR		\$0.00	Lahar	J T Mills	Maxamillion Hanove
TOTALANARCHY		\$0.00	Radiant Ruler	Race Me Precious	Precious Bunny
YUKON JAKE		\$0.00	Sweet Dragon	Hare Rollers	Merrilywerollalong

2008 MAINE STANDARD BRED BREEDERS STAKES

Performers & Breeding

Three Year Old Filly Pacers

HORSE	MARK	EARNINGS	SIRE	DAM	SIRE OF DAM
SD BOOMERANG	1:59.0	\$77,682.36	Sweet Dragon	Winsong Sharade	Niatross
PEMBROKE LU	1:59.2	\$58,804.40	Baron Biltmore	Lexie Lulu	Dorunrun Bluegras
THATILLSWEET	2:01.2	\$42,838.10	Sweet Dragon	Thatilldoit	Albert Albert
DWIGHT'S CHARLENE	1:59.0	\$26,930.20	Neutralize	Grey Matter	Long Fella
KDK KATRINA	2:01.3	\$26,538.70	Radiant Ruler	Rain Cape	Call For Rain
ALISON P	2:01.1	\$20,585.91	Lahar	Me Indego	Falcon Seelster
PEMBROKE CHANCE	2:01.1	\$17,173.86	Baron Biltmore	Primo Deluxe	Kentucky Spur
CUTTING IN LINE	2:01.3	\$16,274.26	Time Line	Cutting Corners	On The Road Again
BELL OF THE SEA	2:01.4	\$15,697.79	Kingdom Of The Sea	Ardor Belle	Topnotcher
WHOVILLE	2:02.2	\$15,647.04	B Dramatic	Lake Hills Marylou	Sportsmaster
KNOW PASSION	2:00.2	\$12,274.01	Neutralize	Pembroke Passion	Long Fella
PEMBROKE PAYMENT	2:02.0	\$11,847.47	Ditch Em	Partial Payment	Laag
SHURFINE NIKKI		\$9,782.70	Ditch Em	Peek N Seek	Slapstick
KDK CALEDONIA		\$8,546.74	Lahar	Pacific Passion	Direct Scooter
PRECIOUS FIONA	2:03.0	\$7,991.76	Lahar	Jema D B	Bo Knows Jate
DITCHEM CASEY		\$7,744.09	Ditch Em	Camden Hills Lacy	Falcon Seelster
YEGUA		\$6,624.15	Neutralize	N E O Glitzy	Sonsam
LASTAR		\$5,933.61	Lahar	Miss Me Falcon	Falcon Seelsster
CROSS CREEK ANNIE		\$3,684.38	Sweet Dragon	Birdie Bentley	Albatross
DANSAN PEG		\$3,341.92	Sweet Dragon	Down East Lady	Western Hanover
SUNSHINE, RED		\$955.95	Lahar	See Red Run	The Red Colt
LINDONS HOLLY		\$483.60	Lahar	Dutchess Tradition	Nobleland Sam
AILI		\$0.00	Kingdom Of The Sea	A M Aerobics	Western Hanover
ANGELS RAIN DANCER		\$0.00	Radiant Ruler	Win Sum Ms	Jj's Citation
BJ'S CHOKOLAT KISS		\$0.00	B Dramatic	Awesome Anne J	Precious Bunny
GOOD FOR SURE		\$0.00	Chip In	Sure Is Good	Western Hanover
I SEE YOU ANNIE		\$0.00	Lahar	Avon Lynette	Secret Service
MISS SAK ATTACK		\$0.00	Sakrologist	Still Going	Tucson Hanover
STONE HOLLOW ROSE		\$0.00	Sweet Dragon	Melrose Place	Cambest

2008 MAINE STANDARDBRED BREEDERS STAKES
Performers & Breeding
Three Year Old Colt Trotters

HORSE	MARK	EARNINGS	SIRE	DAM	SIRE OF DAM
UP TEMPO	1:59.4	\$76,395.44	Boy Band	A Virtue	Pine Chip
JUNGLE'S MOONSHINE	2:06.1	\$32,838.87	Warren Moon	Jungle O Peaches	Welcometothejungl
JUST JIM	2:10.2	\$31,408.08	Defies Logic	Namalie	Namaste
LUCKY BLUE MOON	2:04.3	\$21,854.96	Warren Moon	Mint Blue Chip	Mr Lavec
ONEOFKIND BOY	2:05.3	\$21,076.53	Cervantes	Two Of A Kind	Sir Taurus
CAST THEM AWAY		\$20,520.84	Current Cast	Patsy's Valentine	Bj's Mac
FOX RIDGE PEPPER	2:11.0	\$19,475.41	Boy Band	Afternoon Sky	Supergill
DANA'S CROWN	2:06.2	\$10,608.45	Evasive Moves	Gimmie Candy	Supergill
CURRENT CASH	2:05.3	\$8,774.73	Current Cast	Celebrity Image	Balanced Image
K C WILL	2:11.1	\$8,062.22	Thornton Will	Keystone Caviar	Florida Pro
PEMBROKE BANDITO	2:02.4	\$6,846.64	Boy Band	Saintly Spice	Cumin
LUCKY MOVE		\$4,858.03	Evasive Moves	Miss K G B	Four J G
TOWN HALL LUC		\$420.80	Thornton Will	Secret Action	Speed In Action
SECRET WILL		\$0.00	Thornton Will	Andy's Secret	Keep It A Secret

2008 MAINE STANDARDBRED BREEDERS STAKES
Performers & Breeding
Three Year Old Filly Trotters

HORSE	MARK	EARNINGS	SIRE	DAM	SIRE OF DAM
KANALLA BELLA	2:01.0	\$77,860.09	Boy Band	Malimony	Malibar Man
RACE ME BRIDGET	2:04.1	\$49,946.43	Moving Forward	Sassy Cathy	Donerial
KRISSY'S PRINCESS	2:04.3	\$28,924.70	Collier St John	The Princess	Guilt Ridden
CHARLIZE	2:04.1	\$24,365.99	Defies Logic	C C Dazzler	Copter Lobell
KIJ GABBY	2:04.0	\$22,008.18	Gorkij Park	Courtly Dee	Royal Prestige
BELLA ANGELA	2:03.1	\$15,624.52	Moving Forward	Silver Angel	Meadow Road
SONG OF GLORY		\$14,190.64	Boy Band	Moving To Glory	Moving Forward
SPEEDY CRANBERRY	2:06.3	\$13,692.75	Speedy Lerom	Cranberry Ice	Donerail
SOMERSET PRIMETIME		\$13,400.32	Speedy Lerom	No Kerryover	Overcomer
CRANMEADOW MOXIE		\$4,098.31	Snores	Cran Meadow Cupie	Cumin
MENDED CAST		\$3,529.58	Current Cast	Mended Heart	Garland Lobell
MOON OVER MAINE		\$3,365.17	Warren Moon	Duchess Leebrook	Photo Maker
DENNY'S RIVER CC		\$3,149.01	Warren Moon	Ms Chin	Sir Taurus
MOVING KATIE		\$2,238.01	Moving Forward	Strong Bait	Flak Bait
MARYS BEEN SHOPPIN		\$473.30	Cervantes	Secret Vice	March Seventh
GAMBLE FOR GLORY		\$0.00	Moving Forward	Invest In Glory	Dream Of Glory

Maine Standardbred Breeders Stakes

2009

MAINE STANDARD BRED BREEDERS STAKES - 2009 - FINAL POINT STANDINGS - 2YO DIVISION

TWO YEAR OLD COLT PACE

PEMBROKE JOE DUNN	325
PEMBROKE NICK	299
KATAHDIN BOY	237
KDK ALEX	153
SWITZ N SWAG	149
DRAGON POWER	104
HARRY THE DRAGON	75
RACE ME JAKE	63
BERRY'S REVENGE	58
PEMBROKE IRONSIDE	56
PEMBROKE PAYCHECK	54
PEMBROKE BOW	50
SPOONFUL OF SUGAR	45
CELTIC CHIEFTAIN	34
DIAMONDS DICE K	18
HOOPER	17
BILLY'S SPEEDSTER	13
FAST GUY	9
THE RED TIGER	6
PEMBROKE SUNNY	2
INDEPENDENT DRAGON	1
DARE TO GO	0
NOBLE CORKER	0

TWO YEAR OLD FILLY PACE

PEMBROKE PLAYMATE	275
APRILS GOLDEN HOUR	249
KDK PRIMADONNA	245
DRAMATIC BREEZE	219
CARLY	213
COMPANY MATTERS	159
THE LAST RULER	158
DEVINE N PRECIOUS	144
MISS AMY K	93
TELLAJET	87
PRINCESSOFTHEBEACH	77
PEEKING PLENTY	62
FLEET TREAT	48
DANSANINTHESTARS	40
SMOKIN LINDA	37
SCOOT TO THE POLL	35
TIME PASSES BY	28
DIRTY LUCY	18
I'LL LOOK AGAIN	16
MISS PATTI MAC	8
CAYMAN TIME	5
CAPPUCCINO KATE	2
OIL N WATER	1
SHEASURETHING	1
TRIDIUM'S DELIGHT	1
APRIL HIGH	0
MISTY FIFTH AVENUE	0
SATURDAYNITEDANCER	0

TWO YEAR OLD COLT TROT

WILLIN DYLAN	267
CURRENT IMAGE	212
ROADSHOW VIC	207
EDGAR	159
ROOKIES ROCK	134
PEMBROKE CHAMPION	102
MONI MOVING	81
FOX RIDGE RILEY	76
BEAR MARKET	70
ALI BUMAYE	52
FREE ROADSHOW	47
GRANDMAS SNAPPER	37
KING TO A QUEEN	33
TOP HILL WILL	17
ANDY WATSON	13
HIGHCOSTOFFLOWLIVIN	1

TWO YEAR OLD FILLY TROT

CURRENT CHIP	350
DIXIE ROAD JAZZ	217
PEMBROKE ROSE	155
FOX RIDGE CHRISTIE	118
CRANMEADOW MAXI	98
CURRENT BANKRUPTCY	91
GLORY HALLELUJAH	76
CAMILLA STARR	75
STREET CHATTER	63
AMERICAN WILL POWR	29
WESTRIDGE ARLENE	12
CERTAINLY WILL DO	10
MUSCLINI ABBIE	6
CRANMEADOW SHANDI	0
RACE ME ROXIE	0

MAINE STANDARD BRED BREEDERS STAKES - 2009 - FINAL POINT STANDINGS - 3YO DIVISION

THREE YEAR OLD COLT PACE

NEUTRAL COURT	600
SIGNTHEPAIGE	467
PEMBROKE MIKE	232
DANSAN TED	198
NEUTRALIZER	183
HEART CONDITION	173
GUAPO	141
MEADOW SCOOTER	135
PEMBROKE HORTON	95
BILL ON THE HILL	79
DREAMINOFSUMONELSE	57
RUMPOLE	48
SIDS DRAMA	46
LITTLEBIGTOWN	13
CANCUN TIME	10
CAPPUCCINO FLAME	10
KDK ADIEU TO YOU	10
SPEEDY TWO	10
STUD NAMED STEVE	8
CK'S PATRIOT	3
JOHNNY PHEVER	2
LINDONS WADE TO GO	1

THREE YEAR OLD FILLY PACE

PEMBROKE WHITTNEY	450
NO PEEKING	412
THE SALEM WITCH	374
ISN'T SHE LOVELY	229
A WORK OF HEART	215
RACE ME LUCKY	154
COMPUTER ART	141
NATIVE POWER	124
ON THE AVENUE	110
HANDLE IT	72
MZ MOZELLE	71
ALIBIES AND LIES	60
MISS ANNALISE	59
SCOOT HANNA	55
SAKS OF MAINE	35
CLASSY FLYING	20
MS NEUTRALIZE	18
BUTTONS BUTTONS	13
ETCHED IN STONE	2
PRETTY SCOOTER	1
KDK ATHENA	0
MEGPIE	0
P C BEACH	0
TOOTSIE ROSE	0

THREE YEAR OLD COLT TROT

BAD BOY BILLY	512
CURRENT CLOSER	500
CURRANT CA CHING	375
IM A MAINER	244
QUINN QUICKLY	174
TEXAS TRAVELER	153
PEMBROKE GOVERNOR	114
RACE ME COMET	91
NICKEL BEER	73
WILLY MUSCLES	72
SOMERSET MINIBOB	59
THE BLACKSMITH	23
PUNK NUTTER	18
CRANMEADOW MAX	6
KDK ADONIS	1
SPANKIE FRANKIE	1
PARK'EM PETE	0

THREE YEAR OLD FILLY TROT

A CAPPELLA BELLA	512
THEBANDFROMBOSTON	340
PEMBROKE ANNIE	319
DULCINEA	206
ELEGANT EVE	175
MISSELIZABETHHAYES	128
TPOQAL	123
LIL MS PRISS	119
GIRL BAND	98
DOLWEN	87
YES YES YES	75
STEPH N ANNIE	44
TASHA'S STAR	34
A BAND OF DIAMONDS	16
NICE MOVING LADY	16
CURRENT VICTORY	10
RACE ME MSTHORNTON	2
HALL OF FIRE	1
CURRENTLY OVERCAST	0
SWEET DUST	0

2009 MAINE STANDARD BRED BREEDERS STAKES

Performers & Breeding

Two Year Old Colt Pace

HORSE	MARK	EARNINGS	SIRE	DAM	SIRE OF DAM
PEMBROKE JOE DUNN	2:00.3	\$57,655.50	Neutralize	N E O Glitzy	Sonsam
PEMBROKE NICK	1:59.0	\$35,300.95	Baron Biltmore	Saluki Hanover	Cam's Card Shark
DRAGON POWER	2:03.0	\$23,239.60	Sweet Dragon	Red Hot Data	Wilcos Data
KATAHDIN BOY	1:59.4	\$22,786.93	Computer Scooter	Beamer	Life Sign
KDK ALEX		\$18,889.34	Goin To The Beach	Race Me Precious	Precious Bunny
SWITZ N SWAG	2:02.3	\$14,493.52	Fast Company	Sally Panson	Noble Ability
RACE ME JAKE		\$8,703.72	Veeza	Lifes A Ball	Life Sign
HARRY THE DRAGON		\$6,759.87	Sweet Dragon	Hare Rollers	Merrilywerollalong
PEMBROKE IRONSIDE		\$5,229.13	Fast Company	Lady Gannet	Albatross
BERRY'S REVENGE	2:04.3	\$5,220.65	Apache Max	Berry Fast Cash	Long Fella
PEMBROKE PAYCHECK		\$5,115.29	Baron Biltmore	Lovely Jate	Jate Lobell
PEMBROKE BOW		\$4,834.28	Baron Biltmore	Admiral's Bow	Admirals Galley
SPOONFUL OF SUGAR		\$4,075.36	Neutralize	Ashante Macho	Nobleland Sam
CELTIC CHIEFTAIN		\$3,199.05	Apache Max	Energized Sahbra	Park Place
DIAMONDS DICE K		\$1,634.81	Veeza	Dave's Finest	Forrest Skipper
HOOPER		\$1,528.88	Time Line	Pulitzer Hanover	Artscape
BILLY'S SPEEDSTER		\$1,248.04	Baron Biltmore	Afella's Speedster	Son Of Afella
FAST GUY		\$773.44	Fast Company	Michelle Jordan	Nero
THE RED TIGER		\$483.40	Neutralize	See Red Run	The Red Colt
DARE TO GO		\$0.00	Lahar	Me Indigo	Falcon Seelster
INDEPENDENT DRAGON		\$0.00	Sweet Dragon	Mercerlane Lil Mia	Nobleland Sam
NOBLE CORKER		\$0.00	Fred And Barney	Noble June	Nobleland Sam
PEMBROKE SUNNY		\$0.00	Neutralize	Hr Sherry's Tamara	Western Hanover

2009 MAINE STANDARD BRED BREEDERS STAKES
Performers & Breeding
Two Year Old Filly Pace

HORSE	MARK	EARNINGS	SIRE	DAM	SIRE OF DAM
CARLY	2:03.4	\$46,865.83	Computer Scooter	Less Than Ordinary	Holmes Hanover
PEMBROKE PLAYMATE	2:01.2	\$32,826.64	Neutralize	Special Goddess	Northern Luck
THE LAST RULER	2:01.4	\$28,155.13	Radiant Ruler	Turn Her Loose	Cam's Card Shark
APRILS GOLDEN HOUR	2:01.3	\$24,000.70	Veeza	Dakujeme	Dragon's Lair
DRAMATIC BREEZE	2:03.4	\$23,889.10	B Dramatic	Cam's Last	Life Sign
KDK PRIMADONNA	2:02.0	\$23,592.24	Veeza	Dynamite Donna	Beach Towel
DEVINE N PRECIOUS	2:04.3	\$17,527.84	Fast Company	Pooh	Artscape
COMPANY MATTERS	2:01.4	\$15,348.91	Fast Company	Grey Matter	Long Fella
MISS AMY K		\$9,026.63	Computer Scooter	Beautiful Lee	Big Towner
TELLAJET	2:03.4	\$8,301.98	Ramjet Hanover	Telluride	Cam's Card Shark
PRINCESSOFTHEBEACH		\$7,381.17	Sweet Dragon	Miss Beach Baby	Beach Towel
PEEKING PLENTY		\$6,085.63	Fast Company	Peek N Seek	Slapstick
FLEET TREAT		\$4,430.14	Fast Company	Think Of Me Fondly	Albatross
DANSANINTHESTARS		\$3,604.97	Sweet Dragon	Verda Hanover	Abercrombie
SMOKIN LINDA		\$3,329.65	Neutralize	Won't Touch This	Long Fella
SCOOT TO THE POLL		\$3,175.32	Computer Scooter	Gallop Poll	Presidential Ball
TIME PASSES BY		\$2,449.21	Time Line	Special Return	Sportsmaster
DIRTY LUCY		\$1,736.82	Neutralize	Mercantile	No Nukes
I'LL LOOK AGAIN		\$1,254.37	Sweet Dragon	Julie Bullville	Sonsam
MISS PATTI MAC		\$771.92	Apache Max	Durbin	Western Hanover
CAYMAN TIME		\$443.70	Time Line	Discover A Star	Life Sign
APRIL HIGH		\$0.00	Sweet Dragon	Fly So High	Precious Bunny
CAPPUCCINO KATE		\$0.00	Fast Company	Private Terms	Frugal Gourmet
MISTY FIFTH AVENUE		\$0.00	Lahar	Ms Fifth Avenue	Storm Damage
OIL N WATER		\$0.00	Neutralize	Trapper MD	Bye Out
SATURDAYNITEDANCER		\$0.00	Dancer's Legacy	Gemini Jenny	Falcon Seelster
SHEASURETHING		\$0.00	No Option	Ruthless	Direct Scooter
TRIDIUM'S DELIGHT		\$0.00	Tridium	Mary's Molly	Abercrombie

2009 MAINE STANDARDBRED BREEDERS STAKES
Performers & Breeding
Two Year Old Colt Trot

HORSE	MARK	EARNINGS	SIRE	DAM	SIRE OF DAM
ROADSHOW VIC	2:07.0	\$45,611.73	Roadshow Hall	Vic's Lady	Mr Vic
WILLIN DYLAN	2:03.4	\$24,931.36	Cr Kinetic	Mac's Actress K	Bj's Mac
CURRENT IMAGE	2:07.4	\$24,808.92	Current Cast	Celebrity Image	Balanced Image
PEMBROKE CHAMPION	2:08.4	\$22,877.28	Serious Hanover	Dark Lady	El Paso Kash
EDGAR	2:09.3	\$21,212.41	Musclini	Beluga	Sj's Caviar
ROOKIES ROCK		\$12,950.26	Snores	Classic Begonia	Overcomer
MONI MOVING		\$10,135.19	Moving Forward	Shakeyurmonimaker	Sir Taurus
FOX RIDGE RILEY		\$7,223.00	Speedy Lerom	Cranberry Ice	Donerail
BEAR MARKET		\$6,461.88	Moving Forward	Quote Of The Week	Pine Chip
ALI BUMAYE		\$4,732.00	Musclini	Namalie	Namaste
FREE ROADSHOW		\$4,489.08	Roadshow Hall	Duchess Leebrook	Photo Maker
GRANDMAS SNAPPER		\$3,460.04	Snap Hanover	Grandmas Advice	Kelvin Lobell
KING TO A QUEEN		\$2,990.48	Snap Hanover	Cooper's Queenie	Trottin' Happy
TOP HILL WILL		\$1,722.80	Thornton Will	Fleur Du Lac	Speedy Scot
ANDY WATSON		\$1,245.57	Thornton Will	Armbro Peron	Super Bowl
HIGHCOSTOFLOWLIVIN		\$0.00	Speedy Lerom	Frankie's Girl	Gorkij Park

2009 MAINE STANDARDBRED BREEDERS STAKES

Performers & Breeding Two Year Old Filly Trot

HORSE	MARK	EARNINGS	SIRE	DAM	SIRE OF DAM
CURRENT CHIP	2:04.2	\$58,343.50	Current Cast	Fast Blade	Pine Chip
DIXIE ROAD JAZZ	2:09.2	\$21,647.25	Roadshow Hall	Jazzy Yankee	Donerail
GLORY HALLELUJAH	2:08.2	\$20,121.76	Boy Band	Moving To Glory	Moving Forward
CURRENT BANKRUPTCY	2:10.1	\$14,944.22	Current Cast	Miss Piggybank	Banker Hall
PEMBROKE ROSE		\$14,418.70	Serious Hanover	Sharra Blue Chip	Sir Taurus
FOX RIDGE CHRISTIE	2:10.3	\$10,260.21	Moving Forward	Single N Sassy	Yankee Glide
CRANMEADOW MAXI	2:13.0	\$9,301.72	Snores	Cran Meadow Cupie	Cumin
CAMILLA STARR		\$9,236.59	Musclini	Frankenstarr	Frankenshew
STREET CHATTER		\$5,610.06	Speedy Lerom	Mic Mac Terror	Moving Forward
AMERICAN WILL POWR		\$2,652.49	Thornton Will	Persephone Hanover	American Winner
WESTRIDGE ARLENE		\$981.60	Musclini	Westridge Alberta	Jelly Apple
CERTAINLY WILL DO		\$886.80	Will Do Hanover	Certainly Striking	Striking Sahbra
MUSCLINI ABBIE		\$417.80	Musclini	Abbie Alma	Copter Lobell
CRANMEADOW SHANDI		\$0.00	Snores	Sand Chic	Pine Chip
RACE ME ROXIE		\$0.00	Snores	Rg Hot To Trot	Super Pleasure

2009 MAINE STANDARDBRED BREEDERS STAKES
Performers & Breeding
Three Year Old Colt Pace

HORSE	MARK	EARNINGS	SIRE	DAM	SIRE OF DAM
SIGNTHEPAIGE	1:57.1	\$83,240.40	Neutralize	Goldstar Paige	Real Artist
NEUTRAL COURT	1:55.0	\$77,749.75	Neutralize	Fantasy Ball	Presidential Ball
NEUTRALIZER		\$26,865.69	Neutralize	Durbin	Western Hanover
PEMBROKE MIKE	1:59.3	\$21,992.75	Neutralize	French Stepp	French Horn
HEART CONDITION		\$20,613.64	Neutralize	Mercantile	No Nukes
DANSAN TED	1:59.2	\$19,709.82	Tridium	Novia Hanover	Big Towner
MEADOW SCOOTER		\$19,223.03	Computer Scooter	People's Ruler	Radiant Ruler
GUAPO		\$13,502.48	Computer Scooter	Hare Rollers	Merrillywerollalong
PEMBROKE HORTON	1:58.4	\$9,665.13	Neutralize	Partial Payment	Laag
BILL ON THE HILL		\$7,336.86	Time Line	Camamia	Cambest
DREAMINOFSUMONELSE		\$5,357.50	Time Line	Sweet Wendy Parks	Sweet Dragon
RUMPOLE		\$4,359.82	Computer Scooter	She's A Den	The Denman
SIDS DRAMA		\$4,069.62	B Dramatic	See Sidsstar	Sydney Hill
LITTLEBIGTOWN		\$1,255.20	Computer Scooter	Beautiful Lee	Big Towner
CAPPUCCINO FLAME		\$1,008.30	Neutralize	Private Terms	Frugal Gourmet
KDK ADIEU TO YOU		\$1,008.25	Neutralize	Freestate Ideau	Armbro Aussie
SPEEDY TWO		\$800.72	Neutralize	Afella's Speedster	Son Of Afella
CANCUN TIME		\$794.56	Time Line	Discover A Star	Life Sign
STUD NAMED STEVE		\$794.48	Time Line	Cutting Corners	On The Road Agair
CK'S PATRIOT		\$0.00	Neutralize	Miss Claudia Kel	Mountain Skipper
JOHNNY PHEVER		\$0.00	Neutralize	Secret Winner	Goalie Jeff
LINDONS WADE TO GO		\$0.00	Lahar	Me Indigo	Falcon Seelster

2009 MAINE STANDARDBRED BREEDERS STAKES
Performers & Breeding
Three Year Old Filly Pace

HORSE	MARK	EARNINGS	SIRE	DAM	SIRE OF DAM
THE SALEM WITCH	2:00.0	\$76,848.51	Computer Scooter	Eagleroo	No Nukes
PEMBROKE WHITNEY	1:58.0	\$55,349.46	Ditch Em	Touchy Touchy	Nihilator
ISN'T SHE LOVELY	2:02.0	\$42,542.04	B Dramatic	Cam's Last	Life Sign
NO PEEKING	1:58.2	\$41,504.98	Neutralize	Peek N Seek	Slapstick
A WORK OF HEART	2:00.4	\$27,705.94	Neutralize	Avon Lynette	Secret Service
RACE ME LUCKY	2:02.0	\$19,243.93	Tridium	Mary's Molly	Abercrombie
COMPUTER ART	2:00.2	\$13,926.60	Computer Scooter	Artful Touch	Artsplace
NATIVE POWER	2:03.3	\$12,224.55	Apache Max	Energized Sahbra	Park Place
ON THE AVENUE	2:04.1	\$10,535.54	No Option	Ador Belle	Topnotcher
HANDLE IT		\$6,989.38	Neutralize	Gamblers Touch	Casino Gambler
MZ MOZELLE		\$6,957.29	Neutralize	Lorryland Filly	Skip By Night
MISS ANNALISE		\$5,691.58	Time Line	Pacific Passion	Direct Scooter
ALIBIES AND LIES		\$5,595.92	Neutralize	Chevie Letsgo	Henry Letsgo
SCOOT HANNA		\$5,517.02	Computer Scooter	Forgiven Hanover	Abercrombie
SAKS OF MAINE		\$3,542.60	Lahar	Ms Fifth Avenue	Storm Damage
CLASSY FLYING		\$1,895.52	Ditch Em	Given To Fly	Incredible Finale
MS NEUTRALIZE		\$1,738.93	Neutralize	Win Sum Ms	Jj's Citation
BUTTONS BUTTONS		\$1,269.61	Lahar	Duchess Tradition	Nobleland Sam
ETCHED IN STONE		\$0.00	Neutralize	Smooth Rock N	Caprock
KDK ATHENA		\$0.00	Neutralize	Breezy Moosa	Western Hanover
MEGPIE		\$0.00	Neutralize	Kendal Orchid	Camtastic
P C BEACH		\$0.00	Computer Scooter	Miss Beach Baby	Beach Towel
PRETTY SCOOTER		\$0.00	Computer Scooter	Always Pretty	No Nukes
TOOTSIE ROSE		\$0.00	Computer Scooter	Almahurst Tootsie	Dragon's Lair

2009 MAINE STANDARDBRED BREEDERS STAKES
Performers & Breeding
Three Year Old Colt Trot

HORSE	MARK	EARNINGS	SIRE	DAM	SIRE OF DAM
BAD BOY BILLY	1:58.3	\$87,799.72	Boy Band	Moving To Glory	Moving Forward
CURRENT CLOSER	2:00.4	\$67,072.75	Current Cast	Celebrity Image	Balanced Image
CURRANT CA CHING	2:02.0	\$45,540.74	Currant Cast	La Cabaret	Lindy Lane
IM A MAINER		\$23,528.07	Cervantes	B L Lady Di	Dakota Spur
QUINN QUICKLY	2:01.2	\$20,475.59	Boy Band	Grail Hanover	Donerail
RACE ME COMET		\$14,811.78	Current Cast	Ms Chin	Sir Taurus
TEXAS TRAVELER		\$14,745.25	Moving Forward	Texas Lover	Yellow Rose Lover
PEMBROKE GOVERNOR		\$11,033.65	Boy Band	Saintly Spice	Cumin
NICKEL BEER		\$7,005.66	Snores	Classic Begonia	Overcomer
WILLY MUSCLES		\$6,530.60	Musclini	Warrawee Willow	Balanced Image
SOMERSET MINIBOB		\$5,198.76	Bob	No Kerryover	Overcomer
THE BLACKSMITH		\$2,169.45	Musclini	Litany Hanover	Donerail
PUNK NUTTER		\$1,493.35	Moving Forward	Quote Of The Week	Pine Chip
CRANMEADOW MAX		\$486.50	Snores	Cran Meadow Cupie	Cumin
KDK ADONIS		\$0.00	Current Cast	Patsy's Valentine	Bj's Mac
PARK'EM PETE		\$0.00	Gorkij Park	C Mama Jump	Thirty Two
SPANKIE FRANKIE		\$0.00	Thornton Will	More Than Magic	Workaholic

2009 MAINE STANDARD BRED BREEDERS STAKES

Performers & Breeding

Three Year Old Filly Trot

HORSE	MARK	EARNINGS	SIRE	DAM	SIRE OF DAM
THEBANDFROMBOSTON	2:01.1	\$70,254.74	Boy Band	Pleasecometoboston	Cumin
A CAPPELLA BELLA	2:01.4	\$68,055.56	Boy Band	Malimony	Malibar Man
PEMBROKE ANNIE	2:03.1	\$30,726.22	Musclini	Look Yonder	Crowning Point
ELEGANT EVE	2:05.3	\$25,901.69	Boy Band	Terisse Ann	Springfest
DULCINEA	2:04.0	\$19,257.38	Cervantes	Two Of A Kind	Sir Taurus
TPOQAL		\$17,777.80	Boy Band	Goblin Girl	Moving Forward
LIL MS PRISS		\$14,857.90	Current Cast	Queen Jackie	Speedy Primo
MISS ELIZABETH HAYES	2:06.1	\$11,726.31	Boy Band	Miss Melaine Hayes	Jurgy Hanover
GIRL BAND		\$9,383.96	Boy Band	Armbro Peron	Super Bowl
DOLWEN		\$8,102.18	Moving Forward	Mariwen	Jelly Apple
YES YES YES	2:05.4	\$7,520.00	Boy Band	Blitzen	Moving Forward
STEPH N ANNIE		\$4,010.87	Thornton Will	Steph's Class	Muscles Yankee
TASHA'S STAR		\$3,147.67	Thornton Will	K G's Matasha	Prakas
A BAND OF DIAMONDS		\$1,558.08	Boy Band	Diamond Sunrise	Diamond Exchange
NICE MOVING LADY		\$1,444.24	Moving Forward	Shakeyurmonimaker	Sir Taurus
CURRENT VICTORY		\$891.35	Current Cast	La Lupa	Valley Victory
CURRENTLY OVERCAST		\$0.00	Current Cast	Sally Over	Overcomer
HALL OF FIRE		\$0.00	Tarquin Hall	Fiery Fast	Fast Growing
RACE ME M ST THORNTON		\$0.00	Thornton Will	Persephone Hanover	American Winner
SWEET DUST		\$0.00	Gorkij Park	Follow My Dust	Yankee Bambino

The Drugs for the Elderly and Disabled Program (also known as DEL), is state funded with general fund dollars and began in the late 1970's

Members must meet all of the following requirements to be eligible:

- Must be a Maine resident,
- Must be age 62 or older or be age 19 or older and SSDI medically eligible disabled,
- Must be at an income level at or below **0-100% FPL** (income limits can be 25% higher if at least 40% of a person's yearly income is spent on prescription drugs)

There are 3 types of DEL program members:

1. DEL members who do not receive Medicare Part D, the Basic DEL benefit members: **(2,806 enrolled members)**
2. DEL members who receive the Basic DEL benefit and Medicare Part D without low income subsidy (LIS): **(1,175 enrolled members)**
3. Members who receive pharmacy benefits through the DEL Medicare Savings Program **(38,895 enrolled members)**.

Covered Services for each type of DEL program member:

1. Benefits for DEL members who do not receive Medicare Part D (Basic DEL Benefit package):

The State pays 80% of the cost of each drug for all DEL covered drugs (using the preferred drug list) to treat the following conditions, **or**;

“Over the Counter Drugs” when more cost effective than a prescription drug to treat the following conditions:

Covered drugs as noted above are covered for the treatment of the following conditions:	
ALS (Lou Gehrig's Disease)	High Blood Pressure
Anticoagulation	Hyperlipidemia (High Cholesterol)
Arthritis	Incontinence
Chronic Lung Disease (including Emphysema and Asthma)	Multiple Sclerosis
Diabetes	Osteoporosis (Bone Density Loss)
Glaucoma	Parkinson's Disease
Heart Disease	Thyroid Disease

2. DEL Medicare part D without low income subsidy for whom state pays Part D premium receive the following benefits:

- Part D plan premium payments
- Excluded drugs covered by MaineCare but not part of the Part D plan
- 50% of the Part D deductible
- Copayment assistance for drugs covered under Part D (\$2.40 for each generic drug and 50% of the brand name drug up to \$10.00.)
- 80% of drug costs that fall into the coverage gap (donut hole) until the member reaches catastrophic coverage

3. Members who receive benefits through the DEL Medicare Savings Program include:

For each category the FPL range is:

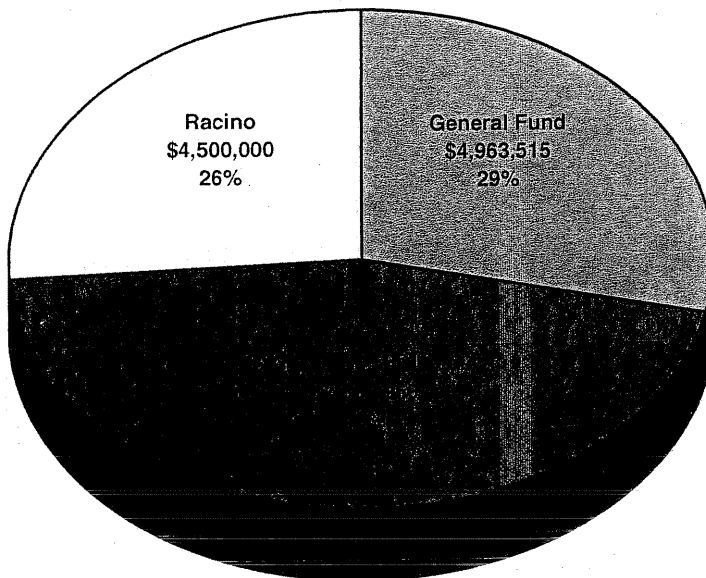
- Qualified Medicare Beneficiary (QMB) 101% - 150%, receives SS, inc. is less than \$1,922 mo.
- Specified Low-Income Medicare (SLMB) 151%-170%, receives SS, or inc. is less than \$2,084 mo.
- Qualified Individual (QI) 171%-185% receives SS; inc. is less than \$2,347 mo.

State only pharmacy benefits are:

- Excluded drugs covered by MaineCare but not part of the Part D plan
- Copayment assistance

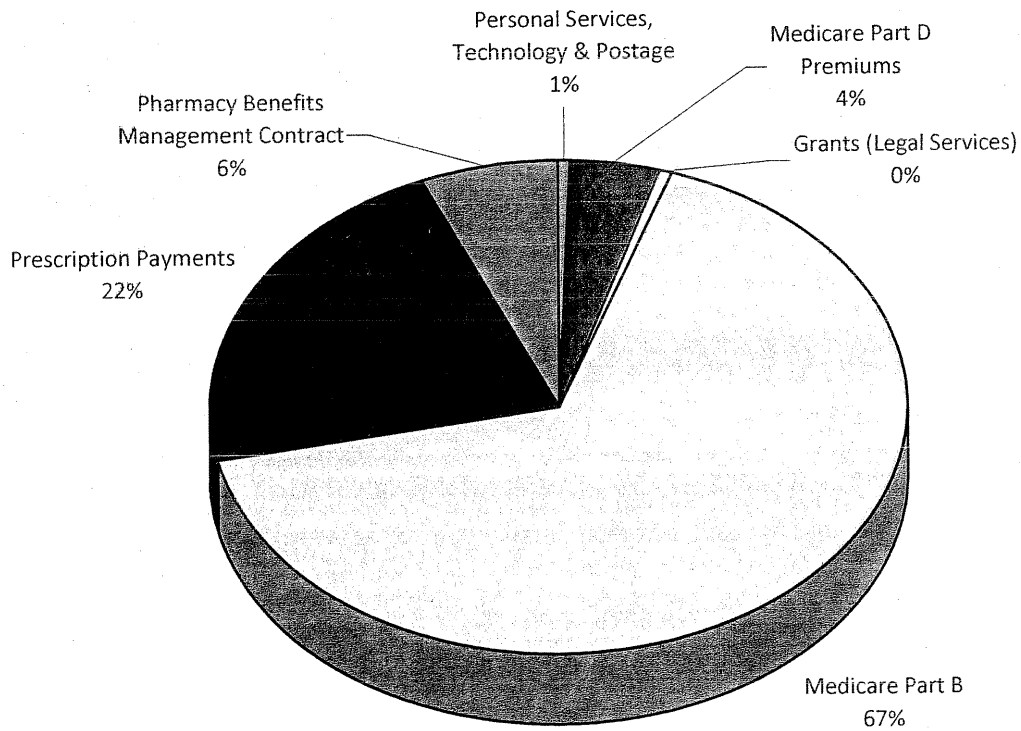
Drugs for the Elderly and Disabled

FY11 Appropriations and Allocations
\$17,316,465

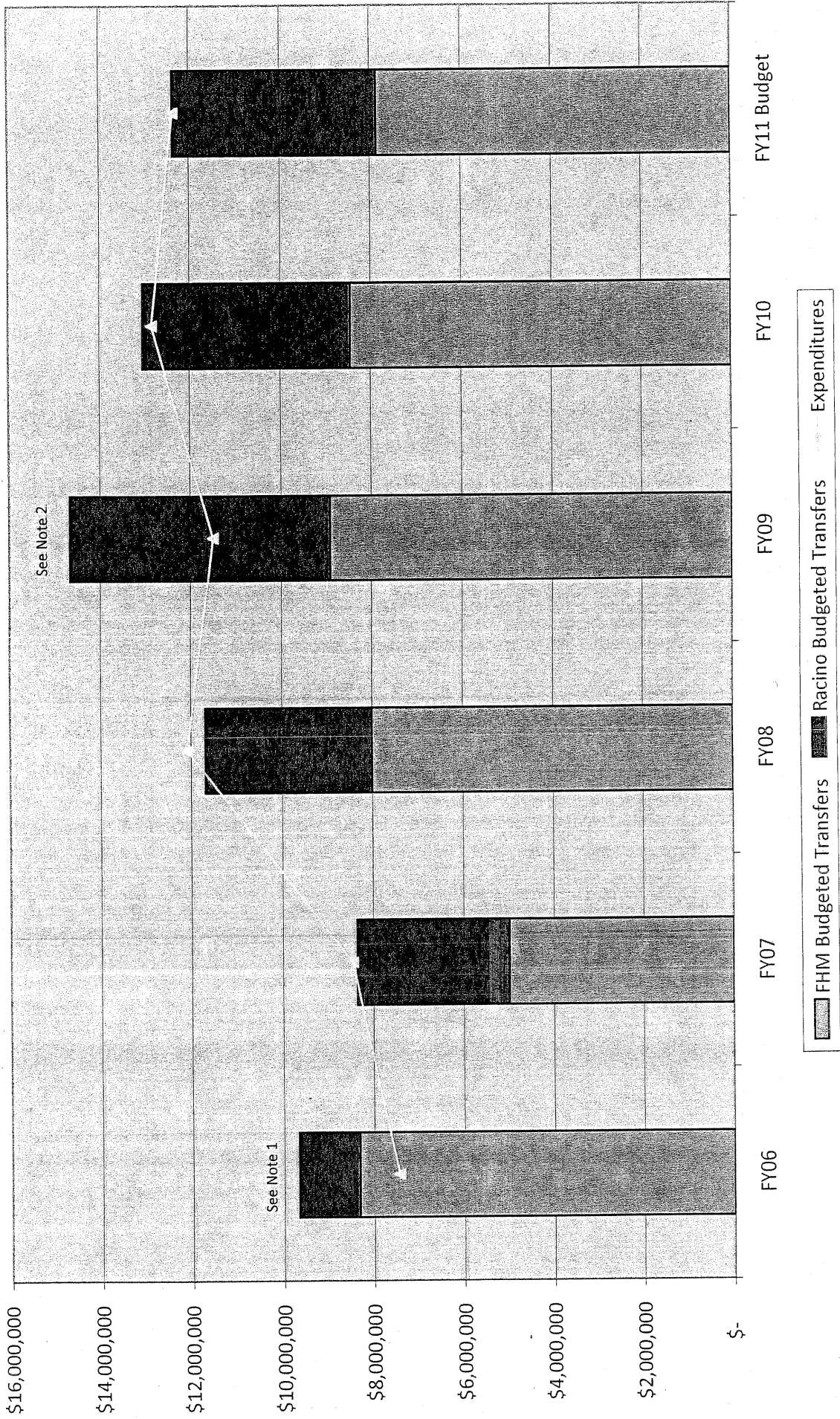


Legislatively authorized Appropriations and Allocations through PL2009, c.571.

FY11 Projected Use of Funds
\$17,316,465



Drugs for the Elderly and Disabled Budgeted Fund for Healthy Maine & Racino vs Actual Expenditures



Note 1 - Medicare Part D was implemented in FY06. The State began to implement changes to the DEL and DEL Medicare Savings Plan programs.

Note 2 - FY09 was impacted by the retro-active implementation of the American Recovery and Reinvestment Act.

UNIVERSITY OF MAINE SYSTEM

ANNUAL REPORT ON

RECEIPT & USE OF SLOT MACHINE INCOME FOR
SCHOLARSHIPS

August 1, 2010



*Maine's
Public
Universities*

UNIVERSITY OF MAINE SYSTEM

Racino Scholarship Program

Title 8, Chapter 31, Subchapter 3, Subsection 1036 of the Maine Revised Statutes stipulates that the University of Maine System Scholarship Fund is to receive 2% of net slot machine income. As defined in Title 20-A, Part 5, Chapter 411, Subsection 10909 of the Maine Revised Statutes, "The University of Maine System Scholarship Fund is created and established as a non-lapsing fund under the jurisdiction and control of the Board of Trustees of the University of Maine System. All revenues credited to this fund must be distributed as need-based scholarships for students attending the University of Maine System. These scholarships may be awarded only to those students who are residents of the State. The fund may not be used for the costs of administering the scholarships..."

Public Law, Chapter 457, Part K, allowed for the use of up to the first \$1.0 million of distribution from FY2007 slot machine revenues to support graduate student stipends for biomedical scholarships.

The University of Maine System has received approximately \$3.9 million in slot machine income between FY2006 and FY2010. The University of Maine System began receiving slot machine income in November 2005, and the Graduate School of Biomedical Sciences utilized the first \$0.5 million for graduate student stipends. The first undergraduate scholarships were awarded in the spring of 2007 for the 2007-2008 academic year.

During fiscal years 2008 and 2009, \$1.1 million was awarded in scholarships to 960 Maine undergraduate students who exhibited financial need. Approximately \$0.9 million was awarded during FY2010 to 1,592 Maine students exhibiting financial need, and the remaining \$1.4 million received to date will be awarded during FY2011 (\$0.8 million) and FY2012 (\$0.6 million).

Given the financial difficulties realized by many Maine families, the State, and the University, the utilization of 2% of the net slot machine income for need-based scholarships to Maine students is an important funding source to mitigate the cost of obtaining a post-secondary education.

**UNIVERSITY OF MAINE SYSTEM
RACINO SCHOLARSHIP AWARDS**

Total Awards

	<u>FY07*</u>	<u>FY08</u>	<u>FY09</u>	<u>FY10</u>
UM	\$537,448	\$188,400	\$212,180	\$225,000
UMA		2,025	73,823	367,562
UMF		63,000	72,100	72,800
UMFK		20,616	1,250	39,000
UMM		19,500	29,500	24,500
UMPI		42,600	45,500	39,183
USM		130,800	147,765	155,554
TOTAL	\$537,448	\$466,941	\$582,118	\$923,599

Recipients

	<u>FY07*</u>	<u>FY08</u>	<u>FY09</u>	<u>FY10</u>
UM	18	47	175	300
UMA		3	237	1,025
UMF		21	21	15
UMFK		60	3	65
UMM		17	28	22
UMPI		73	106	69
USM		75	94	96
TOTAL	18	296	664	1,592

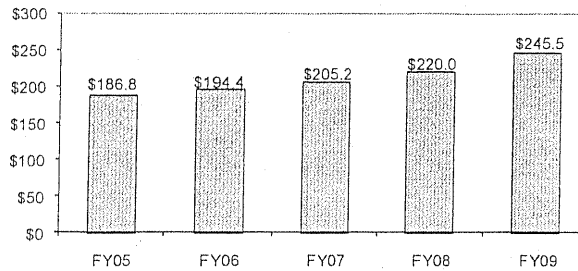
Average Award

	<u>FY07*</u>	<u>FY08</u>	<u>FY09</u>	<u>FY10</u>
UM	\$29,858	\$4,009	\$1,212	\$750
UMA		\$675	\$311	\$359
UMF		\$3,000	\$3,433	\$4,853
UMFK		\$344	\$417	\$600
UMM		\$1,147	\$1,054	\$1,114
UMPI		\$584	\$429	\$568
USM		\$1,744	\$1,572	\$1,620
AVERAGE	\$29,858	\$1,578	\$877	\$580

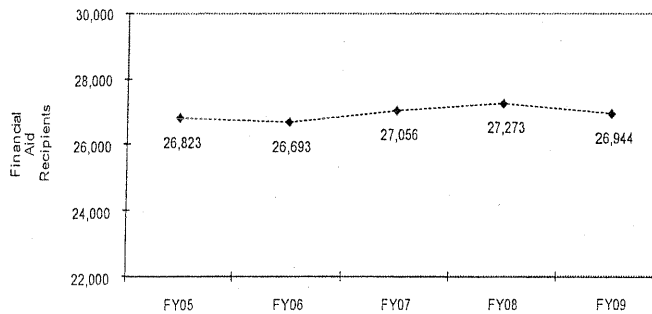
*Graduate stipends awarded by the Graduate School of Biomedical Sciences pursuant to Public Law, Chapter 457, Part K.

Total Financial Aid from all Sources

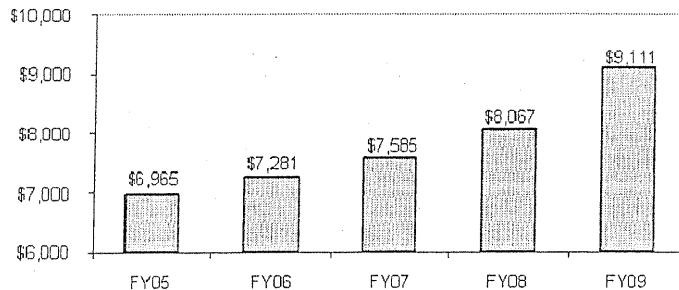
The total financial aid awarded to students at the University of Maine System has increased from \$186.8 million in FY05 to \$245.5 million in FY09.



During this same time period, the total number of students receiving aid has varied from a low of 26,693 to a high of 27,273.



The average award has increased from \$6,965 in FY05 to \$9,111 in FY09.



Students receive various types of financial aid (scholarships, grants, waivers, work-study, and loans) from various funding sources (federal, state, university, and private). Federal and State aid is awarded primarily on the basis of financial need. University and private aid may be awarded based on financial need, merit, talent, or other criteria set forth by the University or the donor. During FY09, approximately 14,500 Maine residents enrolled in undergraduate programs received some form of need-based federal financial aid. These students may have Received Federal Pell Grants (up to a maximum of \$4,731), Federal Supplemental Educational Opportunity Grants (SEOG), Federal Work Study, and/or Federal Loans.



Maine Community College System

**ANNUAL REPORT ON
USE OF RACINO INCOME FOR SCHOLARSHIPS**
For FY06 through FY10

September 2010

OVERVIEW

Students enrolled in the Maine Community College System (MCCS) are recipients of financial aid from various sources of funding including federal and state grant programs, system-wide and college scholarship opportunities as well as scholarship opportunities made available through private sector partnerships. The MCCS is continually looking for ways to increase the availability of scholarship funds to ensure that students wishing to attend one of our community colleges will have the financial means to do so.

As evidence of the MCCS's commitment to increasing scholarship opportunities, the amount of scholarships awarded to students from other than federal and state programs has increased by 31% in the last five years. Clearly, when taking into consideration the findings of a result study commissioned by the MCCS Board of Trustees regarding the ability of our students to pay for their education, the need for scholarship assistance continues to rise.

To help students survive the confluence of increased need and availability of resources, the MCCS has worked diligently to keep the cost of attending our community colleges low. The Ability to Pay Study referenced above found that if our tuition rates were to increase by as little as \$5 per credit hour, 22% of students would have to withdraw from school. And yet, while the MCCS is proud of its ability to have frozen tuition for seven of the past twelve years, 76% of full-time students in the fall of 2009 received financial aid.

RACINO FUNDED SCHOLARSHIPS

As stipulated in Title 8, Chapter 31, Subchapter 3, Section 1036 of the Maine Revised Statutes, the Maine Community College System receives one percent of the net slot machine income to be applied by its Board of Trustees to fund its scholarship programs. To date (FY06-FY10), the MCCS has received \$1,924,049 from slot machine income. A detailed report on the receipt, System allocation and expenditure of the funds is provided as Attachment 1. With the exception of \$27,000 earmarked for Washington County Community College, the allocations and expenditures reach across all of the community colleges. All of the Racino income received has been used for scholarships. None of the funds have been used for administration.

Of the \$290,934 listed as "unexpended", \$187,758 is committed and carried into FY11 for award to students enrolled in Early College for ME, Bring College to ME programs at Central Maine, Northern Maine, Eastern Maine and York County Community Colleges, and at Washington County Community College.

Of note, in FY07, the MCCS received permission from the Gambling Control Board to use Racino funds to answer a portion of the challenge grant from the Bernard Osher Foundation creating a \$5M endowment specifically for students from rural Maine. A copy of the Gambling Control Board's letter is provided as Attachment 2. The \$600,000 transfer of funds to the Osher Endowment Fund occurred during FY08.

To date, 1,224 students have benefitted from the Racino income allocated to the MCCS. These funds have proven to be an increasingly important component of the resources available to our students.

MAINE COMMUNITY COLLEGE SYSTEM
 September 2010 Report on Receipt and Expenditures of Racino Funds
 FY06 through FY10

	FY06	FY07	FY08	FY09	FY10	TOTAL
Racino Receipts	134,037	352,850	335,589	580,215	521,358	\$1,924,049
MCCS Allocations for Scholarships						
Early College for ME	-	134,037	213,000	247,500	250,000	844,537
Rural Initiative Childcare	-	-	-	150,000	150,000	300,000
Bring College to ME	-	-	-	25,000	25,000	50,000
WCCC	-	27,000	-	-	-	27,000
Osher Match	-	-	600,000*	-	-	600,000
						\$1,821,537
Expenditures						
Early College for ME	-	68,500	135,500	223,800	261,000	688,800
Rural Initiative Childcare	-	-	-	149,126	150,210	299,336
Bring College to ME	-	-	-	12,420	9,687	22,107
WCCC	-	-	13,247	7,667	1,958	22,872
Osher Match	-	-	600,000*	-	**	600,000
						\$1,633,115
					UNEXPENDED BALANCE	\$290,934
SCHOLARSHIPS AWARDED						
Early College for ME	-	95	152	252	297	796
Rural Initiative Childcare	-	-	-	102	107	209
Bring College to ME	-	-	-	23	17	40
WCCC	-	-	30	24	14	68
Osher Match	-	-	-	-	111 ***	111
						1,224

* Authorized transfer of funds to MCCS Osher Scholarship Endowment by Gambling Control Board (letter attached)
 ** Expended from Endowment: Colleges - \$67,594; Early College for ME - \$19,000; Total from Endowment: \$86,594
 *** College Scholarships - 73; Early College for ME Scholarships - 38; Total Scholarships Awarded: 111



ATTACHMENT #2

STATE OF MAINE
Department of Public Safety
Gambling Control Board
45 Commerce Drive Suite #3
Augusta, Maine 04333-0087

JOHN ELIAS BALDACCI
GOVERNOR
ANNE H. JORDAN
COMMISSIONER

GEORGE McHALE
CHAIRMAN
ROBERT P. WELCH
EXECUTIVE DIRECTOR

February 21, 2008

Mr. David J. Daigler
Maine Community College System
323 State St.
Augusta, Maine 04330

Mr. Daigler,

On February 20, 2008, I presented to the Maine Gambling Control Board a copy of your February 15, 2008 letter. The Board wishes to thank you for taking the time to advise them of the plan to use the Racino Funds as seed money for the Bernard Osher Scholarship Program.

The Board had no objection to the use of the funds in this fashion.

The Maine Gambling Control Board recognizes our duty to forward funds to the Community College System to provide scholarship funds to Maine youth. If there is ever anything we can do to improve our delivery system please let me know.

Sincerely,

/RPW/

Robert P. Welch
Executive Director

APPENDIX G

**Websites for LD 1371 (2003); LD 1820; and
Written Testimony Presented at September 27, 2010 Meeting**

Appendix G

For text of 2003 Citizen-initiated LD 1371 An Act to Allow Slot Machines at Commercial Horse Racing Tracks:

<http://www.mainelegislature.org/LawMakerWeb/summary.asp?ID=280009978>

For text of LD 1820 an Act to Establish the Gambling Control Board to License and Regulate Slot Machines at Commercial Harness Racing Tracks:

<http://www.mainelegislature.org/LawMakerWeb/summary.asp?ID=280012144>

For written testimony presented to the Joint Standing Committee on Legal and Veterans Affairs at its September 27th meeting in accordance with PL 2009, c. 571, Part FFF:

<http://www.maine.gov/legis/opla/slotmachines.htm>

APPENDIX H
Recommended Legislation

Appendix ~~H~~
Recommended Legislation

An Act to Implement the Recommendations Regarding the Legislative Review of the Allocation of Slot Machine Revenue

Authority to submit legislation – PL 2009, chapter 571, Part FFF

Sec. 1. 8 MRSA §1036, sub-§2, ¶H, is amended to read:

H. Four percent of the net slot machine income must be forwarded by the board to the Treasurer of State, who shall credit the money to the Fund to Encourage Racing at Maine's Commercial Tracks, established in section 299; however, the payment to commercial tracks required by this paragraph is terminated when all commercial tracks have obtained a license to operate slot machines in accordance with this chapter and the money shall be credited to the General Fund as undedicated revenue;

Sec. 2. 8 MRSA §1036, subsection 5, is repealed:

Sec. 3. 8 MRSA § 1036-A is enacted to read:

§1036-A Annual report on use of funds

Recipients of slot machine revenue under section 1036, subsection 2, paragraphs B through I shall submit a report to the Joint Standing Committees of the Legislature having jurisdiction over appropriations matters and the operation of slot machines no later than December 1, of each year. Initial reports due by December 1, 2011 must include information as described in this section for calendar years 2009 and 2010 and up to October 31, 2011.

1. Commercial tracks. Each commercial track licensed in accordance with chapter 11 that receives a distribution of slot machine revenue under section 1036, subsection 2, paragraphs B, D, and H shall submit a report that includes:

- A. The number of people attending harness races;
- B. The number of individual wagers placed on live harness races, the average wager amount and the total amount wagered;
- C. The number of individual wagers placed on intra state simulcast races, the average wager amount and the total amount wagered;
- D. The number of individual wagers placed on inter-state simulcast races, the average wager amount and the total amount wagered;
- E. The number of Maine-based harness races exported via simulcast;
- F. The amount of the harness racing handle kept by the commercial track and the distribution of the handle to the state and industry recipients;
- G. The amount of money received from the handle distribution from wagers at other tracks and off-track betting facilities;
- H. The amount of revenue from each fund under section 1036, subsection 2 distributed to the commercial track;
- I. The name of the owner and the primary location of the company licensed to operate the commercial track;

- J. The number of employees, full-time and part-time, at the commercial track and the total payroll amount for all receiving compensation from the commercial track;
- K. The amount of dollars spent on capital improvements to the commercial track and related facilities and a description of those improvements. The first report must include the amount spent since November 2005 broken down annually. Subsequent annual reports must include the amount spent on capital improvements the previous calendar year.
- L. Operating costs for the commercial track;
- M. Profit and loss or depreciation figures for the commercial track; and
- N. Administrative costs to comply with reporting requirements and contributions to the Harness Racing Commission Operating Account as described by section 267-A.

2. Agricultural fairs that conduct harness racing. Agricultural fairs that are licensed to conduct harness racing and receive distribution of slot machine revenue under section 1036, subsection 2, paragraphs B and D shall submit a report that includes:

- A. The number of people attending the fair;
- B. The number of wagers placed on harness races and the total amount of dollars wagered;
- C. The number of races exported via simulcast signal;
- D. The number of full-time and part-time employees of the fair;
- E. Reimbursements provided to fair volunteers or other fair personnel;
- F. The amount of dollars spent on capital improvements at the fair location and a description of those improvements. The first report must include the amount spent since November 2005 broken down annually. Subsequent annual reports must include the amount spent on capital improvements the previous calendar year;
- G. Operating costs for the agricultural fair;
- H. The amount of the harness racing handle retained by the fair and the amount distributed to industry recipients;
- I. The amount of the harness racing handle from the industry received by the fair;
- J. The amount of revenue received in accordance with Title 8, section 1036, subsection 2, paragraphs B and D; and
- K. Administrative costs to comply with reporting requirements and contributions to the Harness Racing Commission Operating Account described in section 267-A.

3. Agricultural fairs that do not conduct harness racing. Agricultural fairs that receive a distribution of slot machine revenue under section 1036, subsection 2, paragraph D shall submit a report that includes:

- A. The amount of money spent on fair premiums using revenue allocated from slot machines;
- B. A detailed accounting of slot machine revenue not used for fair premiums, if any; and
- C. Administrative costs to comply with reporting requirements and contributions to the Harness Racing Commission Operating Account described in section 267-A.

4. Breeders and owners within the Maine Standardbred program. Horse breeders and owners who receive a distribution from the Sire Stakes trust through the Harness Racing Commission within the Department of Agriculture shall submit a report that includes:

- A. The number and geographic distribution of licensed breeders in the state;
- B. The number of horses bred by each breeder and the number of those horses actively racing in Maine;

- C. The number of horses bred under the program that participate in harness races out-of-state;
- D. An assessment of whether the number of standard-bred horses in Maine is sufficient to meet the needs of harness races conducted in the state;
- E. The amount of money received from the allocation of slot machine revenue under section 1036, subsection 2, paragraph C;
- F. The amount of money in the Sire Stakes Fund and the amount that is spent to supplement harness racing purses and the average purse amount;
- G. A detailed accounting of the other uses of the Sire Stakes fund, including direct payment to breeders, promotion contracts, advertising, Maine Harness Horsemen contract and administrative costs; and
- H. Administrative costs to comply with reporting requirements and contributions to the Harness Racing Commission Operating Account as described by section 267-A.

5. Off-track betting facilities. Facilities licensed to conduct off-track betting on harness racing that receive a distribution of slot machine revenue under section 1036, subsection 2, paragraph I, shall submit a report that includes:

- A. The number of wagers placed on intra-state and inter-state simulcast races and the total dollar amount for each;
- B. The number of employees of the facility, full-time and part-time and the total payroll amount for all receiving compensation from the facility;
- C. The operating costs for the facility;
- D. The name and primary location of the company licensed to operate the off-track betting facility;
- E. The amount of dollars spent on capital improvements to the facility and a description of those improvements. The first report must include the amount spent since November 2005 broken down annually. Subsequent annual reports must include the amount spent on capital improvements the previous calendar year;
- F. The amount of the harness racing handle kept by the OTB and the distribution of the handle to the state and industry recipients;
- G. The amount of money received from the handle distribution from wagers at tracks and other off-track betting facilities;
- H. The amount of revenue from each fund under section 1036, subsection 2, paragraph I distributed to the OTB; and
- I. Administrative costs to comply with reporting requirements and contributions to the Harness Racing Commission Operating Account described by section 267-A.

6. Other recipients. The Fund for a Healthy Maine Prescription Drugs for the Elderly Disabled program, the University of Maine System, and the Maine Community College System which receive a distribution of slot machine revenue under section 1036, subsection 2, shall submit reports that include the amount of slot machine revenue received and how that revenue was used to meet the statutory requirements cited in section 1036, subsection 2, paragraphs E, F and G respectively.

