



**State of Maine  
Department of Public Safety**

STATE



CITY

COUNTY

**CRIME IN MAINE  
2019**

**STATE OF MAINE**  
**DEPARTMENT OF PUBLIC SAFETY**

---

---

**Janet T. Mills, Governor**

**Michael J. Sauschuck, Commissioner**  
Department of Public Safety

**John Cote, Chief**  
Maine State Police

**Christopher B. Grotton, Major**  
Support Services Division

---

---

**ACKNOWLEDGMENTS**

The Maine State Police would like to express its appreciation to the following personnel  
who assisted in this publication:

**UCR DIVISION**

Lt. Jackie Theriault, Sergeant Jonathan Wilson, Supervisors  
Jessica L. Cummings, Publication Coordinator

**PUBLIC INFORMATION OFFICER**

Stephen H. McCausland

**MANAGEMENT INFORMATION SERVICES**

Steven A. Francoeur, Systems Analyst  
Michael Swanholm, Senior Information Support Specialist

---

---

The UCR Program is grateful for the continued support and cooperation from all submitting agencies, Maine Chiefs of Police Association and the Maine Sheriffs Association.

This publication is issued by the Maine Department of Public Safety, Maine State Police, as authorized by MRSA Title 25, §1544, to inform the Governor, Legislature and law enforcement agencies of the nature and extent of crime in the State of Maine.

**Prepared by:**  
Uniform Crime Reporting Division  
45 Commerce Drive, Suite 1, Augusta, Maine 04333-0042  
(207) 624-7276





Janet T. Mills  
Governor

Michael J. Sauschuck  
Commissioner

STATE OF MAINE  
*Department of Public Safety*  
**MAINE STATE POLICE**

45 Commerce Drive - Suite 1  
Augusta, Maine 04333



COL. John E. Cote  
Chief

LTC. William S. Harwood  
Deputy Chief

November 4, 2020

Honorable Janet T. Mills  
Governor, State of Maine  
1 State House Station  
Augusta, ME 04333-0001

Dear Governor Mills:

It is my privilege to submit to you and the members of the 130<sup>th</sup> Legislature the "2019 Crimes in Maine Annual Report" pursuant to section 1544 of Title 25 of the Maine Revised Statutes Annotated. This report is the product of the cooperative collection and submission efforts of more than 134 municipal, county and state law enforcement agencies in Maine to the Uniform Crime Reporting Unit of the Maine State Police.

Uniform Crime Reporting data provides law enforcement administrators, lawmakers, special interest groups and the public with valuable information that supports the formulation of public safety policy in the areas of law enforcement and crime prevention.

It is encouraging to note that crime in Maine has decreased for five consecutive years. The statistics continue to show that Maine is one of the safest places in the nation to live. This fact is related directly to the hard work and cooperation that exists within Maine's law enforcement community and its many partners in the public and private sectors.

We are sincerely grateful for the continued participation by Maine's police chiefs and sheriffs in this valuable program.

Sincerely,

Colonel John Cote  
Maine State Police

---

++ INTEGRITY ++ ++ FAIRNESS ++ ++ COMPASSION ++ ++ EXCELLENCE ++

(207) 624-7200 (Voice)

(207) 287-3042 (Fax)

TTY User: 711

**DEDICATION**

This publication is dedicated to Maine's fallen heroes, the 87 police officers who have died in the line of duty. Their names are engraved in granite on the Maine Law Enforcement Officer's Memorial in Augusta, next to the State House. The memorial was dedicated on May 25, 1991, following a fund-raising effort by the Maine Chiefs of Police Association. Uniform Crime Reporting assisted that effort by providing historical research on each officer.

The Maine Uniform Crime Reporting Program joins the criminal justice community in the state of Maine in extending sincere sympathy to the families of these law enforcement officers killed in the line of duty in Maine's history.

**EBENEZER PARKER**

Jan. 1808  
Cumberland SO

**JOHN T. DOWNES**

Jan. 28, 1811  
Washington SO

**JAMES P. ROBBINS**

June 14, 1879  
Rockland PD

**WILLIAM LAWRENCE**

Sept. 3, 1883  
Bath PD

**THOMAS F. MALLOY**

Oct. 9, 1884  
Kennebec SO

**RUFUS R. LISHNESS**

Nov. 4, 1884  
Augusta PD

**CHARLES W. NILES**

Nov. 8, 1886  
Maine Warden Service

**LYMAN O. HILL**

Nov. 8, 1886  
Maine Warden Service

**GRANVILLE A. HAYDEN**

Apr. 30, 1893  
Aroostook SO

**HARRISON A. WHITMAN**

Nov. 18, 1893  
Oxford SO

**PATRICK H. JORDON**

Mar. 7, 1903  
Bangor PD

**JOHN WEBSTER**

Nov. 22, 1911  
Hancock SO

**EDWARD FINN**

Nov. 22, 1911  
Hancock SO

**MAURICE D. BEANE**

June 18, 1913  
Passadumkeag PD

**HAROLD C. HILLMAN**

Dec. 21, 1914  
Aroostook SO

**CHARLES E. McINTOSH**

Dec. 16, 1915  
Portland PD

**JOSEPH GOULET**

June 15, 1920  
Biddeford PD

**ARTHUR G. DEAG**

July 19, 1921  
Maine Warden Service

**LESLIE ROBINSON**

Oct. 8, 1921  
Maine Warden Service

**MERTLEY E. JOHNSTON**

Nov. 14, 1922  
Maine Warden Service

**DAVID F. BROWN**

Nov. 14, 1922  
Maine Warden Service

**EMERY O. GOOCH**

Aug. 9, 1924  
Maine State Police

**FRED A. FOSTER**

Aug. 30, 1925  
Maine State Police

**LEE H. PARKER**

Sept. 1, 1927  
Maine Warden Service

**FRANK C. WING**

Aug. 19, 1928  
Maine State Police

**SELDON L. JONES**

May 17, 1930  
Augusta PD

**MICHAEL T. CONNOLLY**

Aug. 15, 1930  
Portland PD

**HANS P. SMITH**

Sept. 16, 1930  
Portland PD

**JOSEPH HONORE DUTREMBLE**

Apr. 8, 1932  
Biddeford PD

**EDWARD F. O'DONNELL**

July 29, 1932  
Biddeford PD

**FRANK H. CURTIS**

Nov. 18, 1932  
Aroostook SO

**REUBEN BLACKMAN**

May 5, 1933  
Lincoln SO

**JEAN BAPTISTE JALBERT**

May 13, 1933  
Maine Warden Service

**ROBERT L. MOORE**

Oct. 22, 1935  
Maine Warden Service

**THOMAS E. GIGGEY**

Nov. 24, 1936  
Ft. Fairfield PD

**JOHN D. CHAPMAN**

Feb. 16, 1938  
Rockland PD

**THAXTER M. REARDON**

June 5, 1938  
Millinocket PD

**KARL A. JACOBSON**

Nov. 13, 1958  
National Park Service

**E. DEAN PRAY**

Aug. 20, 1940  
Cumberland SO

**RANDALL E. SHELLEY**

June 3, 1946  
Maine Warden Service

**CLAUDE W. KIMBALL**

Sept. 17, 1948  
Penobscot SO

**NORMAN C. PHILBRICK**

July 7, 1949  
Auburn PD

**FRANCIS A. MURRAY**

June 28, 1950  
Bangor PD

**HOWARD W. EYE**

Aug. 18, 1951  
Calais PD

**GEORGE E. TOWNSEND**

Aug. 27, 1956  
Maine Warden Service

**PAUL J. SIMARD**

July 7, 1958  
Lewiston PD

**PIERRE A. HARNOIS**

May 14, 1959  
Westbrook PD

**FRANK E. ROSS JR.**

Sept. 4, 1959  
Knox SO

**FRANK J. BUZYNSKI**

Sept. 4, 1959  
Knox SO

**JOHN E. SUTTON**

Sept. 20, 1963  
U. of M. Orono PD

**CHARLES C. BLACK**

July 9, 1964  
Maine State Police

**HERBERT E. TOWNE**

Nov. 18, 1964  
Newport PD

**RALPH W. HEATH**

Oct. 29, 1965  
Baxter State Park

**DALE A. MacDONALD**

Nov. 26, 1965  
Somerset SO

**RALPH A. CHASE**

Jan. 1, 1966  
Gardiner PD

**JEAN C. MONDVILLE**

Oct. 29, 1966  
Biddeford PD

**R. LYLE FROST JR.**

July 1, 1968  
Maine Warden Service

**RICHARD E. VARNEY**

Sept. 27, 1972  
Maine Warden Service

**ELLIOTT S. JOHNSON**

Sept. 1, 1973  
Thomaston PD

**LOUIS E. DAIGLE**

Nov. 6, 1974  
Madawaska PD

**FRANK H. ELLIOTT**

Dec. 15, 1976  
Thomaston PD

**CHARLES J. WILSON**

Mar. 2, 1977  
Penobscot SO

**TIMOTHY L. WILLARD**

Dec. 29, 1978  
Paris PD

**THOMAS J. MERRY**

July 12, 1980  
Maine State Police

**RODNEY C. BONNEY**

Apr. 6, 1981  
Auburn PD

**CARROLL W. MILLETT**

Mar. 17, 1982  
Paris PD

**ROBERT J. GALLANT**

Sept. 11, 1982  
Berwick PD

**DONALD E. DAVEY**

July 30, 1984  
Lincoln SO

**MICHAEL R. VEILLEUX**

June 17, 1986  
Maine State Police

**JEFFREY L. BULL**

May 9, 1987  
Lebanon PD

**DAVID R. PAYNE**

July 23, 1988  
Lewiston PD

**JOSIAH B. MAHAR**

Sept. 23, 1988  
US Border Patrol

**GILES R. LANDRY**

Mar. 31, 1989  
Maine State Police

**WILLIAM A. WILLIAMS**

Oct. 13, 1989  
Oxford SO

**JIM SWINT**

Oct. 1, 1990  
Brunswick PD

**WILLIAM F. HANRAHAN**

Nov. 21, 1992  
Maine Warden Service

**JEFFREY S. PAROLA**

Nov. 13, 1994  
Maine State Police

**JAMES A. GRIFFITH**

April 15, 1996  
Maine State Police

**GLENN STRANGE**

Oct. 17, 1997  
Maine State Police

**NORMAN J. DUBE**

Nov. 7, 1997  
Aroostook SO

**CHARLES R. BAKER SR.**

Dec. 18, 1999  
Somerset SO

**DAVID RANCOURT**

Nov. 4, 2006  
Androscoggin SO

**DARYL R. GORDON**

March 24, 2011  
Maine Warden Service

**NATHAN M. DESJARDINS**

June 6, 2017  
Fryeburg PD

**MERLE D. NILES**

May 29, 1961  
Bath PD

**EUGENE P. COLE**

April 25, 2018  
Somerset SO

**BENJAMIN J. CAMPBELL**

April 3, 2019  
Maine State Police

## ***TABLE OF CONTENTS***

---

Crime in Maine — Highlights and Crime Clock .....	7–9
Crime Summary (Ten-Year Trend) .....	10–11
Introduction .....	12
National UCR Reporting System .....	12
Maine UCR Program Development .....	12–13
Crime Factors .....	13–14
UCR Potential Uses .....	14–15
Objectives of Uniform Crime Reporting .....	15
Crime Index .....	15–16
Reporting Procedure .....	16
Verification Procedure .....	16–17
Statement of Policy for Release of UCR Statistical Information .....	17
Profile of the State of Maine .....	18
Crime Rates, Crime by County .....	19–20
Comparative and Clearance Data — State, New England, National .....	21
Index Crimes	
Violent Crimes .....	22
Property Crimes .....	23
Murder and Non-negligent Manslaughter .....	24–27
Rape .....	28
Robbery .....	29–30
Aggravated Assault .....	31–32
Domestic Violence .....	32–33
Burglary .....	34–35
Larceny-Theft .....	35–36
Motor Vehicle Theft .....	37
Arson .....	38–39
Hate Crime .....	39–42
Stolen and Recovered Property Values .....	43
Clearance Rate .....	44–45
Arrest Data .....	46–47
Arrests by Agency .....	47–68
Number of Persons Arrested by Age Category .....	69
Total State Arrests by Age, Sex, Offense Classification .....	70–71
Arrests by Race and Ethnicity .....	72–76
Arrests — Drug and Liquor Violations .....	77–79
Ten-Year Arrest Data .....	80–81
Police Employment Data .....	82–84
Assaults on Law Enforcement Officers .....	85–86
County Crime Analysis .....	87–94
Programmed Crime Profiles .....	95–99
Transitioning from Summary UCR to IBR .....	100–131
Classification of Offenses .....	132–135
Calculation of Rates .....	136
Authority .....	137

**CRIME IN MAINE 2019 — HIGHLIGHTS**



During 2019 the crime clock average in Maine reflected the following:

**VIOLENT CRIMES: 1 every 5 hours, 40 minutes**.....1 Murder every 16 days, 14 hours, 11 minutes  
 1 Rape every 17 hours, 3 minutes  
 1 Robbery every 45 hours, 23 minutes  
 1 Aggravated Assault every 10 hours, 45 minutes

**PROPERTY CRIMES: 1 every 31 minutes, 4 seconds**.....1 Burglary every 3 hours, 44 minutes, 37 seconds  
 1 Larceny every 38 minutes, 20 seconds  
 1 Motor Vehicle Theft every 12 hours, 6 minutes  
 1 Arson every 2 days, 12 hours, 25 minutes

**CRIME RATE**.....The Crime Rate is based on the occurrence of an Index Offense per 1,000 residents of the state. Local and county rates are based on their individual populations. The State Crime Rate for 2019 was 13.74 per 1,000. The comparable rate for 2018 was 14.77. The 2019 state population is estimated at 1,344,212 persons.

**INDEX OFFENSES**.....There were 18,464 Index Offenses reported by police during 2019 — a decrease of 1,309 offenses (6.6%) from the 19,773 similar offenses reported in 2018.

**VIOLENT CRIMES**.....Murder, Rape, Robbery and Aggravated Assault make up the Violent Crimes category. Violent crimes as a group increased by 46 offenses from 2018 for a 3.1% increase. During 2019 violent crimes totaled 1,544, compared to a 2018 total of 1,498. Violent crimes accounted for 8.4% of all reported index crimes (7.6% in 2018) and represent a crime rate of 1.15 per 1,000 population.

**PROPERTY CRIMES**.....Property Crimes, consisting of Burglary, Larceny, Motor Vehicle Theft and Arson, fell in 2019 by 1,355 offenses (7.4%) from 2018. There were 16,920 offenses reported in 2019 with 18,275 being shown for 2018. Property crimes account for 91.6% of all index crimes with a crime rate of 12.59 per 1,000 population.

**MURDER**.....There were 22 murders committed in Maine during 2019 — a decrease of 1 (4.3%) from the 23 murders reported in 2018. Law enforcement cleared 19 murders this year. Maine’s 10-year average is 23 homicides annually.

<b>RAPE</b> .....	Rapes increased by 67 reported offenses during 2019. There were 447 offenses reported to police in 2018, compared to 514 in 2019. Of the total, 495 were actual rapes, while 19 were classified as attempts to commit rape.
<b>ROBBERY</b> .....	Robberies decreased by 15.0% (34 offenses) during 2019, from 227 in 2018 to 193 in 2019.
<b>AGGRAVATED ASSAULT</b> .....	Law enforcement reported 815 Aggravated Assaults during 2019, an increase of 1.7% from the 2018 figure of 801. Simple assaults (a non-index crime) increased by 0.9% during 2019 with 10,064 offenses reported.
<b>DOMESTIC VIOLENCE</b> .....	All offenses of assault between family or household members are reported as Domestic Assault and account for 33.9% of all assaults. During 2019 police reported 3,689 offenses, a decrease of 10 (0.3%) from the 3,699 offenses reported in 2018.
<b>BURGLARY</b> .....	The number of Burglaries during 2019 fell by 13.6% compared with those in 2018. There was a decrease of 367 from the 2018 total of 2,707. The 2,340 burglaries reported statewide resulted in property loss totaling \$2,861,108. Burglaries represent 12.7% of all reported index offenses.
<b>LARCENY-THEFT</b> .....	The crime of Larceny decreased during 2019 by 6.7% from the 14,688 larceny offenses reported in 2018. Police reported 13,711 larceny crimes during 2019. Shoplifting increased 3.6% and thefts from motor vehicles decreased 6.7% for 38.1% of all larceny crimes reported.
<b>MOTOR VEHICLE THEFT</b> .....	Motor Vehicle Theft registered a decrease of 52 offenses during 2019, from 776 in 2018 to 724. A high of 2,764 motor vehicles were reported stolen during 1978.
<b>ARSON</b> .....	The crime of Arson was added to the list of reportable index crimes in 1980. During 2019 there were 145 arsons reported, up 41 (39.4%) from the 104 arsons reported for 2018. Estimated property loss caused by arson totaled nearly \$3.5 million during 2019 — up 61.7%.
<b>HATE CRIME</b> .....	Beginning in 1992, Hate Crime was added as a new reporting requirement. During 2019, police reported 19 incidents involving 21 victims and resulting in a total of 19 offenses. This figure represented a 5.0% decrease from the 2018 total of 20 offenses (20 incidents involving 22 victims).

<b>STOLEN/RECOVERED PROPERTY</b> .....	During 2019 law enforcement agencies recorded \$18,697,782 worth of property stolen during the commission of index crimes — an increase of 6.9% from the \$17,487,762 stolen during 2018. Police were able to recover 30.0% (\$5,615,882) of stolen property during 2019.
<b>CLEARANCE RATE</b> .....	Law enforcement agencies cleared 39.6% of all index crimes in 2019 — higher than the 38.2% rate in 2018.
<b>ARRESTS</b> .....	The total number of persons arrested, summoned or cited by police, including juveniles and adults, was 38,893 — a decrease of 4.3% from the 40,661 persons recorded in 2018. Drug arrests decreased 1.6% with 3,334 adults and 280 juveniles charged with drug offenses.
<b>OFFICER ASSAULTS</b> .....	There were 182 assaults on law enforcement officers in 2019, a decrease from the 2018 figure of 188.
<b>POLICE EMPLOYMENT DATA</b> .....	Statewide there were 2,379 full-time sworn law enforcement officers representing a ratio of 1.77 officers per 1,000 population. Nationally (in 2018) the average rate per 1,000 was 2.4.
<b>TRENDS</b> .....	The chart on the following pages shows the 10-year trend data for the index crimes recorded by Uniform Crime Reporting. Shown are the number of offenses, the crime rate per 1,000 residents of Maine, the percent cleared in Maine, the national crime rate per 1,000, and the percent change in the number of reported offenses in Maine.

<i>Crime Summary</i>									
	10-year average	2019	Percent change	2018	Percent change	2017	Percent change	2016	Percent change
<b>Murder</b>									
Offenses	23	22	-4.3%	23	9.5%	21	16.7%	18	-21.7%
Percent cleared	93	86		96		71		89	
Rate/1000	0.02	0.02		0.02		0.02		0.01	
National rate/1000	0.05	N/A		0.05		0.04		0.05	
<b>Rape</b>									
Offenses	403	514	15.0%	447	-0.2%	448	17.0%	383	2.7%
Percent cleared	40	32		45		37		35	
Rate/1000	0.30	0.38		0.33		0.34		0.29	
National rate/1000	0.30	N/A		0.43		0.42		0.30	
<b>Robbery</b>									
Offenses	309	193	-15.0%	227	-8.1%	247	-7.1%	266	-14.5%
Percent cleared	51	55		57		52		53	
Rate/1000	0.23	0.14		0.17		0.18		0.20	
National rate/1000	1.06	N/A		0.86		0.98		1.03	
<b>Aggravated Assault</b>									
Offenses	866	815	1.7%	801	-8.5%	875	-12.7%	1,002	9.4%
Percent cleared	78	77		81		81		78	
Rate/1000	0.65	0.61		0.60		0.65		0.75	
National rate/1000	2.43	N/A		2.47		2.49		2.49	
<b>Burglary</b>									
Offenses	5,109	2,340	-13.6%	2,707	-18.4%	3,316	-16.9%	3,991	-14.6%
Percent cleared	23	25		27		25		21	
Rate/1000	3.84	1.74		2.02		2.48		3.00	
National rate/1000	5.54	N/A		3.76		4.30		4.69	
<b>Larceny</b>									
Offenses	19,791	13,711	-6.7%	14,688	-8.0%	15,968	-6.6%	17,104	-9.0%
Percent cleared	34	39		37		35		35	
Rate/1000	14.86	10.20		10.97		11.95		12.85	
National rate/1000	18.34	N/A		15.95		16.94		17.45	
<b>Motor Vehicle Theft</b>									
Offenses	862	724	-6.7%	776	-2.0%	792	2.2%	775	-4.3%
Percent cleared	39	48		42		43		36	
Rate/1000	0.65	0.54		0.58		0.59		0.58	
National rate/1000	2.30	N/A		2.29		2.37		2.37	
<b>Arson</b>									
Offenses	166	145	39.4%	104	-23.5%	136	-34.9%	209	129.7%
Percent cleared	38	39		51		44		39	
Rate/1000	0.12	0.11		0.08		0.10		0.16	
National rate/1000	0.16	N/A		0.13		0.13		0.14	
<b>Total</b>									
Offenses	27,528	18,464	-6.6%	19,773	-9.3%	21,803	-8.2%	23,748	-8.7%
Percent cleared	34	40		38		36		35	
Rate/1000	20.68	13.74		14.77		16.32		17.84	
National rate/1000	29.92	N/A		25.81		27.59		28.62	



*Crime Summary*

2015	Percent change	2014	Percent change	2013	Percent change	2012	Percent change	2011	Percent change	2010
23	4.5%	22	-8.3%	24	—	24	-4.0%	25	4.2%	24
96		96		100		116		92		92
0.02		0.02		0.02		0.02		0.02		0.02
0.05		0.05		0.05		0.05		0.05		0.05
373	4.8%	356	-0.8%	359	-2.4%	368	-5.9%	391	0.5%	389
42		41		45		39		46		43
0.28		0.27		0.27		0.28		0.29		0.29
0.24		0.26		0.25		0.27		0.27		0.28
311	2.3%	304	-9.3%	335	-20.4%	421	13.8%	370	-11.1%	416
47		55		50		51		50		44
0.23		0.23		0.25		0.32		0.28		0.31
1.03		1.02		1.09		1.13		1.17		1.19
916	1.8%	900	-4.6%	943	17.4%	803	-4.7%	843	10.9%	760
78		79		79		74		76		74
0.69		0.68		0.71		0.60		0.63		0.57
2.40		2.33		2.29		2.42		2.44		2.52
4,675	-6.7%	5,009	-22.4%	6,453	-13.1%	7,429	-5.1%	7,826	6.6%	7,343
24		22		21		20		21		22
3.52		3.77		4.86		5.59		5.89		5.53
4.89		5.43		6.10		6.70		7.03		7.00
18,801	-8.3%	20,501	-10.9%	23,006	-7.3%	24,812	-0.1%	24,826	1.4%	24,490
35		35		33		32		31		29
14.14		15.41		17.32		18.67		18.69		18.44
17.78		18.37		18.99		19.65		19.89		20.04
810	1.8%	796	-11.8%	902	-8.9%	990	-7.8%	1,074	9.0%	985
44		39		37		37		37		32
0.61		0.60		0.68		0.74		0.81		0.74
2.23		2.16		2.21		2.30		2.34		2.39
91	-8.1%	99	-29.3%	140	-38.1%	226	-13.1%	260	6.1%	245
34		43		30		33		34		28
0.07		0.07		0.11		0.17		0.20		0.18
0.14		0.14		0.16		0.19		0.18		0.20
26,000	-7.1%	27,987	-13.0%	32,162	-8.3%	35,073	-1.5%	35,615	2.8%	34,652
35		35		32		31		30		29
19.56		21.04		24.21		26.39		26.81		26.09
28.77		29.76		31.13		32.63		31.30		33.64

## ***INTRODUCTION***

The Uniform Crime Reporting (UCR) Program is a nationwide cooperative effort of over 16,000 city, county and state law enforcement agencies voluntarily reporting data on crime brought to their attention. The monthly contributions of Maine's 132 law enforcement agencies represent the initial step in establishing an efficient statewide criminal justice information system (CJIS). Ideally, the UCR data will eventually merge with that of the other major components of the criminal justice system (i.e., prosecutors, courts, corrections) to form an integrated system for the exchange of vital management information. The availability of such data will allow for the provision of complete and timely criminal histories of offenders and their progress through the criminal justice system.

Since July 1973, the State Police have administered the program as a statewide, uniform method of collecting statistics on crime as it is reported to law enforcement and producing a reliable set of criminal statistics for use in law enforcement administration, operation and management. Additionally, Maine's statistics are forwarded monthly to the Federal Bureau of Investigation for inclusion in the annual Crime in the U.S. Report.

Over the years the UCR data has become one of Maine's and America's leading social indicators. Maine's citizens look to UCR as the primary information source on the nature and extent of crime, while criminologists, sociologists, legislators, state and local planners, the media and academicians use the statistics for wide and varied research and planning purposes.

## ***NATIONAL UCR REPORTING SYSTEM***

During the 1920s the members of the International Association of Chiefs of Police formed the Committee on Uniform Crime Reporting with the intent to develop a standardized system of police statistics.

After much studying of state criminal codes nationwide and the methods of bookkeeping, the committee completed a reporting plan which identified seven basic offense definitions and data requirements.

In January of 1930, 400 cities representing 20 million inhabitants in 43 states began participating in the UCR program. In that same year Congress authorized the Attorney General to gather crime information. He in turn designated the FBI to serve as the national clearinghouse for the collection of crime statistics.

Since that time the FBI has continued to serve as the coordinator for the UCR program, which has since grown to a system representing over 16,000 municipal, county and state law enforcement agencies voluntarily reporting data on crimes brought to their attention.

The National Sheriffs Association in June of 1966 established a Committee on UCR, serving in joint capacity with the IACP UCR committee in an advisory capacity, to

encourage sheriffs throughout the country to participate in UCR. In 1979 a congressional mandate made Arson the eighth Part I Index offense in the UCR program.

For over 62 years the UCR program virtually remained unchanged in terms of the amount and type of data collected and disseminated. By the 1980s it had become obvious the nature of modern-day law enforcement had outstripped the utilization of UCR system and was in need of a thorough evaluation.

Commencing in 1982 the FBI and the Bureau of Justice Statistics (BJS) began a joint venture to formulate a phased-in redesign effort intent upon meeting the needs of law enforcement into the 21st century. Utilizing the services of Abt Associates of Cambridge, Massachusetts, the joint steering committee produced a draft report entitled *Blueprint for the Future of the Uniform Crime Reporting Program*.

Based on the recommendations of their 1985 report, the FBI and BJS have proceeded to implement significant revisions to the UCR system to include:

- the addition of significant new offenses
- increased information on victims, offenders, arrestees
- improved quality control
- expanded user services

The major point of revision is the change from a summary-based reporting program to incident-based reporting where information on each offense, offender, victim, and arrestee is linked by a common incident number.

Based on the success of a pilot project in South Carolina, the FBI released the final data elements and offense specifications in July, 1988. At that time Maine and other state programs commenced a careful implementation of the enhanced program, now known as the National Incident Based Reporting System (NIBRS).

Due to the increased reporting requirements of the new program, the FBI is encouraging a phased-in transition where law enforcement agencies will be able to adopt the new program as they acquire the data-processing capabilities. It is anticipated that many states will be operating a dual collection program with some departments reporting under summary-based guidelines while others with automated records systems will make a quick transition.

## ***MAINE UCR PROGRAM DEVELOPMENT***

The Maine UCR Program started July 15, 1973, as a module of the Comprehensive Data System Program. It was originally funded by LEAA Discretionary Grant No. 74-DF-01-0001 to the Maine Criminal Justice Planning and Assistance Agency with the State Bureau of Identification, Bureau of State Police, as the implementing subgrantee.

One year was spent researching and developing the reporting system. The staff was selected, the project researched; a manual was designed and printed; 250 people were trained in regional seminars; standard arrest sheets

and complaint sheets were developed; all reporting forms were designed and printed; staff visits to all operational departments were made; and all objectives of the original grant were completed.

On July 1, 1974, the Maine UCR system was certified as operational by Director Clarence Kelly of the FBI, and Maine became the 22nd state to have a Uniform Crime Reporting System. Forty-one states have state-level Uniform Crime Reporting systems acting as effective intermediaries between the FBI and local contributors.

The success of this program is directly related to the interest and cooperation of the Maine contributors. Indicative of the cooperation is a 100 percent reporting record for all communities with organized departments, the county sheriffs' departments, who are reporting 100 percent, the state fire marshal's office, the MDEA, and the state police. The result is a complete statewide coverage of crime statistics under supervised rules and controls to insure the integrity of the program.

*Crime in Maine July–December, 1974* was our first publication. This year we are publishing our forty-sixth publication. All publications have been well received, and the accumulated information becomes more valuable and widely used each year. *Crime in Maine 2019* itself is a product of new technology utilizing modern desktop publishing software and laser printing to enhance the quality of the print and graphics. Subsequent issues of this report can be quickly produced by maintaining the format and updating it with the new year's data.

Due to problems of abuse and domestic violence between family or household members, the 109th Maine Legislature enacted a law entitled "An Act Concerning Abuse between Household and Family Members." The law, Chapter 578 of the Public Laws of 1979, mandates the reporting of domestic violence data by law enforcement agencies and the collection of such data (Title 19, § 770 [1]) by the Uniform Crime Reporting Unit, State Bureau of Identification, Department of Public Safety. The analysis of 2019 domestic violence is displayed starting on page 32 of this report.

Commencing January 1, 1992, Maine law enforcement agencies began collecting and reporting Hate/Bias crimes as part of the Uniform Crime Reporting System. Reporting is via the submission of specialized supplemental report forms which capture detailed information concerning the offense(s), victim and offender, and circumstances surrounding the incident. The analysis of 2019 hate/bias crime is displayed starting on page 39 of this report.

During 2019, the Maine Department of Public Safety continued its automation efforts towards the creation of the state-wide integrated management information system referred to as MCJUSTIS (Maine Criminal Justice Information System). Following the completion of the UCR program's high level design specifications for the FBI's new National Incident-Based Reporting System (NIBRS), Maine identified a software vendor capable of delivering a NIBRS-compliant repository package. During 2019 the

UCR staff evaluated the software's ability to allow local law enforcement contributors to submit the expanded crime data to the state program via electronic media. Concurrent with the software testing and evaluation, UCR staff also designed and piloted prototype police field report forms capable of capturing all data necessary for participation in NIBRS reporting.

Once fully operational, the new software will give the UCR staff greater access to the data, provide faster processing of inquiries for information, and generate the more sophisticated analytical reports that today's modern law enforcement executives require.

## ***CRIME FACTORS***

Statistics gathered under the Uniform Crime Reporting Program are submitted by the law enforcement agencies of Maine and represent a spectrum of Maine crime on statewide, regional, and county levels. Awareness of the presence of certain crime statistics presented is necessary if fair and equitable conclusions are to be drawn. These crime-influencing factors are present, to some degree, in every community and their presence affects, in varying degrees, the crime developments of the community. Comparison of crime figures between communities should not be made without first considering the individual factors present in each community.

Crime, as an outgrowth of society, remains a social problem of grave concern and the police are limited in their role as to its suppression and detection, as stated by the President's Commission on Law Enforcement and Administration of Criminal Justice in their report "The Challenge of Crime in a Free Society" (1967 — page 92):

"But the fact that the police deal daily with crime does not mean that they have unlimited power to prevent it, or reduce it, or deter it. The police did not create and cannot resolve the social conditions that stimulate crime. They did not start and cannot stop the convulsive social changes that are taking place in America. They do not enact the laws that they are required to enforce, nor do they dispose of the criminals they arrest. The police are only one part of the criminal justice system; the government is only one part of society. Insofar as crime is a social phenomenon, crime prevention is the responsibility of every part of society. The criminal process is limited to case by case operations, one criminal or one crime at a time."

Set forth below are some of the conditions which will, by type and volume, affect the crime that occurs from place to place:

- Density and size of the community population and the degree of urbanization in the surrounding area.
- Composition of the population with reference particularly to youth concentration.
- Economic status of the population, median income and job availability.
- Relative stability of the population, including commuters, seasonal, and other transient types.

- Modes of transportation and highway systems in the area.
- Climate, including seasonal weather conditions.
- Cultural conditions such as educational, recreational, and religious characteristics.
- Standards governing appointments to the police force.
- Policies of the prosecuting officials, the courts, correctional and probation/parole officials.
- Effective strength of law enforcement agencies.
- Attitude of the public toward reporting crime and participation in the prosecution of the offenders.
- The administrative and investigative efficiency of the local law enforcement agency, including the degree of adherence to crime-reporting standards.
- Organization and cooperation of adjoining and overlapping police jurisdictions.

The main goal of this program is to identify crime and related problems. The statistics in this publication should not be used to measure or evaluate the workloads and results of the individual contributing departments. While most police agencies are collectively thought of as crime-fighting units, considerable independent research shows only a small portion of the workload of many departments is spent fighting crime. Because of other assigned duties, the peculiar cycle of crime and clearances, and the different community factors that normally affect crime statistics, no conclusions on individual departments should be reached without consulting their in-house duties and records.

Crime rates in this publication are based on the stable population of the community. Seasonal population figures are too inaccurate and fluctuating to be used as a measurement for determining crime rates. Communities with extra-high seasonal populations may show a higher crime rate per thousand than might be normal for a community their size.

This should not impair the ability of the police administrator from using this standard measure for planning and administrative purposes as data is available to him on a monthly basis and months of population influx can be taken into consideration.

## ***UCR POTENTIAL USES***

---

The Maine program was unique from the beginning, as it was dedicated to doing more than just gathering statistics. The program received national recognition when individual monthly crime profiles were developed by computer for all contributors. These crime profiles set the stage for extensive use of the data by police administrators and other criminal justice agencies.

This brings us to the question — *what good are Uniform Crime reports and how may they be used?* The initial thought response is limited, but as the information unfolds many various uses are revealed. Foremost is keeping the public informed as to the volume and nature of crime so they may judge and act accordingly.

Actually, UCR is a many-faceted vehicle with many varied uses. Here are a few, but by no means all, of the possible uses as they relate to various groups and agencies.

### **I. Contributors**

Administrative information relating to:

1. Budget — need and justification.
2. Staffing — number needed as to state average employees vs. population and crime rate.
3. Department makeup — Laboratory, Detective Division, Juvenile Officers, as related to particular crime problems in the community.
4. Problem crimes identified.
5. Disbursement of personnel and shifts according to the crime picture of the individual communities. In cases of State Police and sheriffs with concurrent jurisdiction, placement according to need and avoiding duplication of services.
6. Training needs — training according to crime problems in the areas of priority.
7. Equipment purchase — according to justified need.
8. Selective enforcement by crime volume as identified by particular times and seasons through UCR information.
9. Community crime profiles identifying particular problems.
10. Long-range planning as anticipated by crime trends.

### **II. Governor and Legislature**

1. Broad true picture of crime in Maine by location, volume, type and crime rate as derived from records of all enforcement agencies.
2. Guide to valid funding needs of special-interest groups and their requests for same.
3. Need for additional or less specialized type programs.
4. Identification of crime trends and their relation to training, courts, corrections and other criminal justice agencies.
5. Identification of various social problems relating to drugs, alcohol, juveniles and rehabilitation.
6. Effectiveness of various social programs relating to the above.

### **III. Courts — prosecution**

1. Valuable general research information in crimes within the areas being served.
2. Crime trend information.
3. Identifies problem crimes to be considered in the prosecution or judicial process.

### **IV. Press**

A factual source for use in reporting crime problems and socially related problems.

### **V. Social Agencies**

1. Identifies problem areas on which to concentrate.

2. Some basis for general evaluating of the effectiveness of their programs.

## **VI. Educational Institutions (for various studies)**

These are but a few possible uses, and surely many more exist. The broader the base data accumulated, the clearer the value of UCR will become. If effective problem-solving begins with the identification of the problem, then UCR will continue to be meaningful for years to come.

Interestingly enough, the by-products of a Maine UCR system have proven nearly as valuable as the information obtained from it.

It has served as a catalyst for many departments to set up realistic record systems for the first time and to institute upgrading of records in many others.

Administrators on the Chief and City Manager level have been taking a new look at their police departments, and as a result internal operational changes have taken place.

An awareness among subordinate personnel that their reports and arrests are being used, and not just filed, has resulted in better and more comprehensive reporting.

Finally, the periodic release of this crime information to the general public keeps the crime problem in its proper perspective.

## ***OBJECTIVES OF UNIFORM CRIME REPORTING***

The fundamental objective of the Uniform Crime Reporting Program is to produce a reliable set of criminal statistics on a state and national basis for use in law enforcement administration, operation and management. This compiled data is also intended for the use of other professionals and scholars who have an interest in the crime problem. At the same time, this information is important as a reference source for the general public as an indicator of the crime factor in our society.

The objectives of the Maine Uniform Crime Reporting Program are:

1. Inform the governor, legislature, other governmental officials and the public as to the nature of the crime problem in Maine — its magnitude and its trends.
2. Provide law enforcement administrators with criminal statistics for administrative and operational use.
3. Determine who commits crimes by age and sex, in order to find the proper focus for crime prevention and enforcement.
4. Provide proper base data and statistics to measure the workload and effectiveness of Maine's Criminal Justice System.
5. Provide base data and statistics for research to improve the efficiency, effectiveness and performance of criminal justice agencies.

6. Provide base data and statistics to measure the effects of prevention and deterrence programs.
7. Provide base data to assist in the assessment of social and other causes of crime for the development of theories of criminal behavior.

The methods used to obtain these objectives include the measurement of:

1. The extent, fluctuation, distribution, and nature of serious crime in the State of Maine through presentation of data on the eight Crime Index Offenses.
2. The total volume of serious crime known to the police.
3. The activity and coverage of law enforcement agencies through arrest counts, clearance of reported offenses, and police employee strength data.

## ***CRIME INDEX***

The offenses of murder, rape, robbery, aggravated assault, burglary, larceny-theft, motor vehicle theft and arson are used to establish an index in the Uniform Crime Reporting Program. They measure the trend and distribution of crime in the United States and, more significantly, within the geographic regions of contributing states such as Maine. These crimes are counted by law enforcement agencies as they become known and reported on a monthly basis. The crime index offenses were selected as a measuring device because, as a group, they represent the most common crime problems. They are all serious crimes, either by their very nature or due to the volume and frequency in which they occur.

The offenses of murder, rape, aggravated assault and robbery make up the violent crime category. The offenses of burglary, larceny-theft, motor vehicle theft and arson make up the property crime category.

Although "offenses known" statistics are gathered in the classification of manslaughter by negligence (1b) and simple assault (4e), they are not computed into the crime index for purposes of establishing crime trends.

Classification in all Part I offenses is based solely on police investigation as opposed to the determination of a court, medical examiner, coroner, jury or other judicial body.

The total number of criminal acts that occur is unknown, but those that are reported to the police provide the first means of a count. Not all crimes come readily to the attention of the police; not all crimes are of sufficient importance to be significant in an index; and not all important crimes occur with enough regularity to be meaningful in an index. With these considerations in mind, and with all state and national reporting jurisdictions using uniform reporting procedures, the above crimes were selected as a group to furnish an abbreviated and convenient measure of the crime problem.

The crime counts used in the Crime Index and set forth in this publication are based on actual offenses established and determined by police investigation. When a law enforcement agency receives a complaint of a criminal matter and the follow-up investigation discloses no crime occurred, it is “unfounded.” These “unfounded” complaints are eliminated from the actual crime counts.

## ***REPORTING PROCEDURE***

In Maine’s Uniform Crime Reporting Program, contributing law enforcement agencies are wholly responsible for compiling their own crime reports and submitting them to the Uniform Crime Reporting Division in Augusta.

The UCR Division, in an effort to maintain quality and uniformity in data received, furnishes to the contributing agencies continuous training and instruction in Uniform Crime Reporting procedures. All contributors are also furnished with a State of Maine UCR guide manual which outlines in detail procedures for scoring and classifying offenses. The guide manual illustrates and discusses the monthly and annual reporting forms, as well as providing a question-and-answer training syllabus in the eight crime index categories.

A centralized record system is necessary to the sound operation of any law enforcement agency. The record system is an essential basis for crime reporting by the agency. Trained Uniform Crime Reporting personnel are utilized to assist contributors in the established reporting procedures of Uniform Crime Reporting.

On a monthly basis, law enforcement agencies (state, county and local) report the number of offenses that become known to them during the month in the following crime categories.

### **1. Criminal Homicide**

- a. Murder and Non-Negligent Manslaughter
- b. Manslaughter by Negligence (not an index crime)

### **2. Rape**

- a. Rape
- b. Attempts to Commit Rape

### **3. Robbery**

- a. Firearm
- b. Knife or Cutting Instrument
- c. Other Dangerous Weapon
- d. Strong-Arm (Hands, Fists, Feet, etc.)

### **4. Assault**

- a. Firearm
- b. Knife or Cutting Instrument
- c. Other Dangerous Weapon
- d. Hands, Fists, Feet, etc., Aggravated
- e. Hands, Fists, Feet, Not Aggravated (not an index crime)

### **5. Burglary**

- a. Forcible Entry
- b. Unlawful Entry — No Force
- c. Attempted Forcible Entry

### **6. Larceny-Theft (except motor vehicle theft)**

#### **7. Motor Vehicle Theft**

- a. Autos
- b. Trucks and Buses
- c. Other Vehicles

#### **8. Arson**

- a. Structures
- b. Mobile Property (vehicles, trailers, etc.)
- c. Other Property (crops, timber, etc.)

Arson, designated as a national index offense by the U.S. Congress in 1979, is now being reported to the UCR system by contributing agencies.

Since 1979 domestic violence incidents involving household and family members have been part of the Uniform Crime Reporting Program. The reporting of those incidents was mandated by the Maine Legislature, which has strengthened the state’s domestic violence laws many times over the past 30 years. In 2008, five new domestic violence (DV) laws became effective: DV assault, DV threatening, DV terrorizing, DV stalking, and DV reckless conduct.

A count is taken from a record of all complaints of crime received by the law enforcement agency from victims, other sources, and/or discovered by officers.

Whenever complaints of crime are determined through investigation to be unfounded or false, they are eliminated from the actual count. The number of “actual offenses known” in these crime categories is reported to the UCR Division whether or not anyone is arrested for the crime; the stolen property is recovered; prosecution is undertaken; or any other restrictive consideration is in effect. Law enforcement agencies on a monthly basis report the total number of these reported crimes which they clear, either by arrest or exceptional means. A separate count of crimes cleared which involve only persons under the age of 18 is shown. The number of law enforcement officers killed or assaulted and the value and type of property stolen and recovered during the month are also reported.

Arrests are reported monthly for all criminal acts, except traffic violations, by crime category and include the age and sex of each person arrested.

## ***VERIFICATION PROCEDURE***

Uniformity and accuracy of crime data collected under this program is of primary concern. With the receipt of reports covering approximately 132 reporting jurisdictions within the state of Maine, the problems of attaining uniformity are readily apparent. Issuance of instructions and training of personnel within contributing agencies does not complete the role of the UCR Division. It is standard

operating procedure to examine each incoming report for mathematical accuracy and completeness and, perhaps of even greater importance, for reasonableness as a possible indication of error. Clearance factors, recovery rates and other possible benefits are scrutinized, and changes are suggested to the contributors where noted. In the instance of minor mathematical corrections, the contributing agency is either contacted by phone or in-person visitations are made by qualified UCR program personnel.

The possibility of duplication in crime reporting is given constant attention when reports are received and verified by internal consistency checks. If duplication is suspected, the contributing agencies are immediately

contacted and the matter is resolved in accordance with existing guidelines. A continual analysis of reports is maintained to assist contributors when needed and to maintain the quality necessary for a factual and successful program. Personal visitations are made to contributors to cooperatively assist in needed revisions of records and reporting methods.

Regardless of the extent of the statistical verification process used by the Uniform Crime Reporting Division, the accuracy of the data assembled under this program depends on the sincere effort exerted by each contributor to meet the necessary standards of reporting.

## ***STATEMENT OF POLICY FOR RELEASE OF UCR STATISTICAL INFORMATION***

*The following regulations will be observed by this agency concerning the release of UCR statistical information. Employees of this agency will observe these procedures and will not deviate from this policy without the express consent of the Supervisor, UCR Division. All information to be released will originate from, and will be approved prior to being released by, the UCR Division.*

### **REGULATIONS**

1. This agency will publish an annual report reflecting crime in Maine. This report will be distributed to the Governor, to members of the Legislature, to the Attorney General, to law enforcement agencies or to any agency or committee dedicated to law enforcement or criminal justice work.

2. Published reports will be released to the above-named agencies prior to their being released to individuals or agencies extraneous to the criminal justice community.

3. UCR Information requests:

*No person or agency will be furnished statistical information which has not previously been published, concerning any individual agency's report, without the written consent of the Chief Administrator of that agency. The Uniform Crime Reporting division will maintain for one year a copy of the information released along with the request and the authority of release.*

- A. Information contained in the published annual report may be released via phone, letter, etc., to any interested party.
- B. All requests for unpublished information from agencies or individuals should be directed by letter to the Supervisor, UCR Division. These special requests will be honored only with the written consent of the agency whose statistics are requested.
- C. Law enforcement agencies may receive interim, unpublished specialized reports identifying their agency only, providing the request is not unreasonable. Law enforcement agencies may also receive their respective county totals along with state or district totals.



## ***PROFILE OF THE STATE OF MAINE***

*This profile is presented to provide some general knowledge and facts about the state of Maine. It is hoped that this information might assist in understanding the environment in which reported crime incidence and arrest data detailed in this report occurred.*

### **Facts about Maine ...**

- Ranked the 18th healthiest state in 2019.
- Summer temperatures averaging 70°F and winter temperatures averaging 20°F.
- Maine is 320 miles long and 210 miles wide with a total area of 33,215 square miles, or about as big as all of the other five New England states combined. Maine consists of: 16 counties with 23 cities, 432 towns, 34 plantations and 429 unorganized townships. Has one county (Aroostook) so big (6,453 square miles) that it actually covers an area greater than the combined size of Connecticut and Rhode Island.
- Maine has 65 lighthouses including Portland Head Light commissioned by George Washington. It also boasts of 6,000 lakes and ponds, 37,000 miles of rivers and streams, 17.5 million acres of forestland and 5,500 beautiful miles of coastline, including that of its 2,000 islands.
- Population for Maine in 2019: 1,344,212.
- Became the 23rd state on March 15, 1820.

State Animal: Moose

State Berry: Wild Blueberry

State Bird: Chickadee

State Cat: Maine Coon

State Fish: Landlocked Salmon

State Flower: White Pine Cone

State Fossil: Pertica Quadrifaria

State Fruit: Wild Blueberries

State Gemstone: Tourmaline

State Herb: Wintergreen

State Insect: Honeybee

State Motto: Dirigo (I Lead)

State Soft Drink: Moxie

State Treat: Whoopie Pie

State Tree: White Pine

State Song: "State of Maine Song" by Roger Vinton Snow

### **Maine Products:**

**Blueberries** — Blueberry plants are plentiful in Maine because their hardy nature allows them to withstand the harsh weather and rough soil that are common in the rural parts of this state. With over 98% of the nation's low bush blueberries harvested in Maine this fruit has become one of Maine's larger exports. Blueberries are commonly used in jams, jellies, pies and fruit salads.

**Maine Lobsters** — This tough-looking shellfish thrives in the cold waters off the coast of Maine. Fresh Maine lobsters are enjoyed by people all over the world, making this crustacean a vital part of Maine's economy. Over 90% of the nation's lobsters are caught all along the Maine coast. Over 100 million pounds of lobsters were harvested in 2019. The total of all shellfish and fin harvested was approximately 216 million pounds with a total value of approximately \$673 million in 2019.

**Potatoes** — Maine ranks as one of the top three potato-producing states in the country. These hardy vegetables are predominantly grown in the Northern Maine area known as Aroostook County.

**Maple Syrup** — Maine maple syrup is usually harvested during the cold winter months from the thousands of maple trees which dot the Maine countryside. Over 11% of the nation's maple syrup comes from the state of Maine.

**Pulp, Paper and Wood Products** — Almost 89% of Maine is forested, making it a prime location for the production of wood and paper products. Maine is currently the home of many of the largest paper-producing mills in the country. Many forms of Maine paper products are used in schools and offices throughout the country.

**Apples** — Every fall, orchards all over the state are bustling with activity as apples become ripe for picking. Many different varieties of apples are grown in the state of Maine, including Macintosh and Yellow Delicious. In 2016, approximately 36,500,000 bushels of apples were harvested in Maine.

**Tourmaline** — This gemstone has the distinction of being the official mineral of Maine. Tourmaline stones can be found in a variety of colors ranging from black to light pink and are often fashioned into beautiful jewelry. In the late 1800s, Maine became established as one of the best places in North America for tourmaline mining.



## ***CRIME RATES***

The computation of crime rates as they appear in this report is based on 2019 population estimates received from the Uniform Crime Reporting division of the FBI, using provisional estimates of the Bureau of Census. Rural populations are arrived at by deleting the population figures for each direct reporting municipal department from their respective county totals.

Monthly and annual Uniform Crime Reports currently received from approximately 132 municipal, county and state law enforcement agencies in Maine represent 100 percent of the estimated Maine population.

The crime rate involves the number of Index Crimes per unit of population, usually per 100,000 persons. Be-

cause Maine has such a low population total, a rate per 1,000 persons has been used to reflect a more realistic volume. No attempt has been made to incorporate either transient population or other factors which contribute to the ratio and type of crime in a given area. Any effort to make comparisons of crime rates between one area and another should recognize these population changes and varying environmental factors.

The crime index rate for Maine for the year 2019 was 13.74 offenses per 1,000 persons. Violent crimes occurred at a rate of 1.15 offenses per 1,000 persons, property crimes at a rate of 12.59.

<b><i>2019 Crime Rates</i></b>			
<b>Offense</b>	<b>Number of Offenses</b>	<b>Percent of Total</b>	<b>Rate/1000 Population</b>
Murder	22	.12%	.02
Rape	514	2.78%	.38
Robbery	193	1.05%	.14
Aggravated Assault	815	4.41%	.61
Burglary	2,340	12.67%	1.74
Larceny-Theft	13,711	74.26%	10.20
M/V Theft	724	3.92%	.54
Arson	145	.79%	.11
<b>Totals</b>	<b>18,464</b>	<b>100.00%</b>	<b>13.74</b>
Total Violent Crime	1,544	8.36%	1.15
Total Property Crime	16,920	91.64%	12.59

*Crime by County*

County	Year	Annual Crime Rate per 1,000	Total Index Crimes	Murder	Rape	Robbery	Aggravated Assault	Burglary	Larceny	Motor Vehicle Theft	Arson	Percent Clearance
Androscoggin	2018	16.98	1,829	2	41	29	89	200	1,403	54	11	44.7%
	2019	15.31	1,654	1	65	27	96	220	1,175	65	5	35.2%
Aroostook	2018	11.15	749	1	7	3	45	127	516	48	2	50.1%
	2019	11.74	784	1	10	3	52	120	551	45	2	53.6%
Cumberland	2018	15.32	4,510	2	97	80	177	533	3,436	164	21	33.1%
	2019	15.05	4,455	4	81	63	182	415	3,545	154	11	31.7%
Franklin	2018	9.23	276	—	16	—	19	45	180	15	1	33.7%
	2019	7.73	231	—	12	—	16	29	166	8	—	34.2%
Hancock	2018	7.37	402	1	6	1	8	40	338	7	1	58.5%
	2019	7.36	405	—	7	—	9	43	319	25	2	66.2%
Kennebec	2018	14.33	1,747	—	49	18	56	202	1,357	60	5	43.7%
	2019	13.21	1,618	3	61	19	64	185	1,244	39	3	47.3%
Knox	2018	9.72	387	—	1	2	5	37	329	13	—	31.3%
	2019	9.32	372	—	1	—	9	35	296	29	2	33.9%
Lincoln	2018	9.94	340	—	16	5	17	43	236	23	—	35.9%
	2019	8.39	289	—	24	1	9	42	203	10	—	35.6%
Oxford	2018	18.19	1,045	—	29	5	25	200	758	27	1	41.2%
	2019	15.14	875	2	38	9	16	163	619	26	2	41.6%
Penobscot	2018	17.06	2,590	5	20	29	58	275	2,106	95	2	44.6%
	2019	16.14	2,441	1	7	20	39	221	2,072	74	7	60.7%
Piscataquis	2018	10.19	170	—	1	1	11	36	113	8	—	43.5%
	2019	8.35	140	—	2	—	5	20	105	8	—	50.7%
Sagadahoc	2018	11.28	400	1	5	2	14	67	302	8	1	35.8%
	2019	9.30	333	1	4	1	14	46	254	12	1	30.3%
Somerset	2018	15.36	775	—	26	7	24	130	546	38	4	32.9%
	2019	13.98	707	—	30	7	34	111	478	39	8	34.2%
Waldo	2018	6.05	242	—	6	3	14	77	123	19	—	31.4%
	2019	3.83	153	—	—	1	13	46	86	7	—	28.8%
Washington	2018	9.22	290	—	8	3	18	58	190	13	—	40.3%
	2019	7.67	241	—	6	1	34	49	144	7	—	40.2%
York	2018	13.86	2,847	2	68	30	136	376	2,114	108	13	26.7%
	2019	12.75	2,653	1	90	32	149	376	1,911	82	12	27.8%
Fire Marshal	2018	—	44	—	—	—	1	1	—	—	42	56.8%
	2019	—	97	—	—	—	3	4	—	1	89	41.2%
MDEA	2018	—	3	—	—	1	—	—	2	—	—	33.3%
	2019	—	—	—	—	—	—	—	—	—	—	—
State Police	2018	—	1,127	9	51	8	84	260	639	76	—	43.7%
	2019	—	1,016	8	76	9	71	215	543	93	1	36.8%
<b>TOTALS</b>	2018	<b>14.77</b>	<b>19,773</b>	<b>23</b>	<b>447</b>	<b>227</b>	<b>801</b>	<b>2,707</b>	<b>14,688</b>	<b>776</b>	<b>104</b>	<b>38.2%</b>
	2019	<b>13.74</b>	<b>18,464</b>	<b>22</b>	<b>514</b>	<b>193</b>	<b>815</b>	<b>2,340</b>	<b>13,711</b>	<b>724</b>	<b>145</b>	<b>39.6%</b>

***Comparative Data: State, New England, National***

<b>Offense</b>	<b>Murder</b>	<b>Rape</b>	<b>Robbery</b>	<b>Aggravated Assault</b>	<b>Burglary</b>	<b>Larceny- Theft</b>	<b>Motor Vehicle Theft</b>	<b>Arson</b>	<b>Totals</b>
2018, Maine	23	447	227	801	2,707	14,688	776	104	19,773
Crime Rate per 1,000 Population	0.02	0.33	0.17	0.60	2.02	10.97	0.58	0.08	14.77
2019, Maine	22	514	193	815	2,340	13,711	724	145	18,464
Crime Rate per 1,000 Population	0.02	0.38	0.14	0.61	1.74	10.20	0.54	0.11	13.74
Numerical Change	-1	67	-34	14	-367	-977	-52	41	-1,309
Percent Change	-4.3%	15.0%	-15.0%	1.7%	-13.6%	-6.7%	-6.7%	39.4%	-6.6%
U.S. 2018-2019, Jan.-June Percent Change	-3.9%	-7.3%	-7.4%	-0.3%	-11.1%	-4.2%	-6.7%	-12.5%	N/A
Northeast 2018-2019, Jan.-June Percent Change	-11.2%	-0.3%	-10.1%	0.2%	-14.4%	-5.7%	-11.5%	-15.5%	N/A

Note: Crime rate for 2018 was as follows: Total U.S. = 25.81, New England = 16.45

***Clearance Data, 2019: State, New England, National***

<b>Offense</b>	<b>Murder</b>	<b>Rape</b>	<b>Robbery</b>	<b>Aggravated Assault</b>	<b>Burglary</b>	<b>Larceny- Theft</b>	<b>Motor Vehicle Theft</b>	<b>Arson</b>	<b>Totals</b>
Maine # of Offenses	22	514	193	815	2,340	13,711	724	145	18,464
Maine # Cleared	19	162	106	631	576	5,412	347	56	7,309
Maine % Cleared	86.4%	31.5%	54.9%	77.4%	24.6%	39.5%	47.9%	38.6%	39.6%
U.S. % Cleared*	62.3%	33.4%	30.4%	52.5%	13.9%	18.9%	13.8%	22.4%	21.7%
New England % Cleared*	56.1%	26.2%	30.4%	61.6%	16.6%	19.5%	13.2%	29.9%	23.5%

\*2018 figures. 2019 data not available at press time.

## VIOLENT CRIMES

Crimes of violence involve the element of personal confrontation between the perpetrator and victim and entail the use or threat of violence. By their very nature, violent crimes — murder, rape, robbery and aggravated assault — are considered more serious than property crimes. The total number indicates only the number of incidents reported to police and does not reflect the number of criminals who committed them or the number of injuries inflicted.

During the year 2019, violent crimes showed an increase from the previous year. There were 1,544 reported offenses during 2019 — compared with 1,498 for 2018. This increase of 46 crimes reported represents an increase of 3.1%.

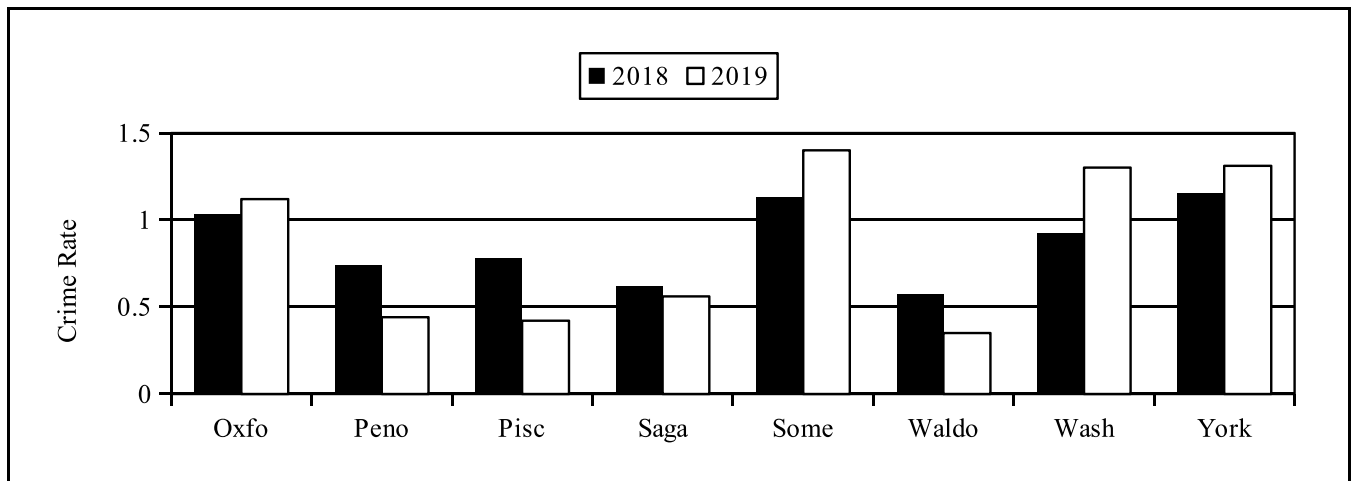
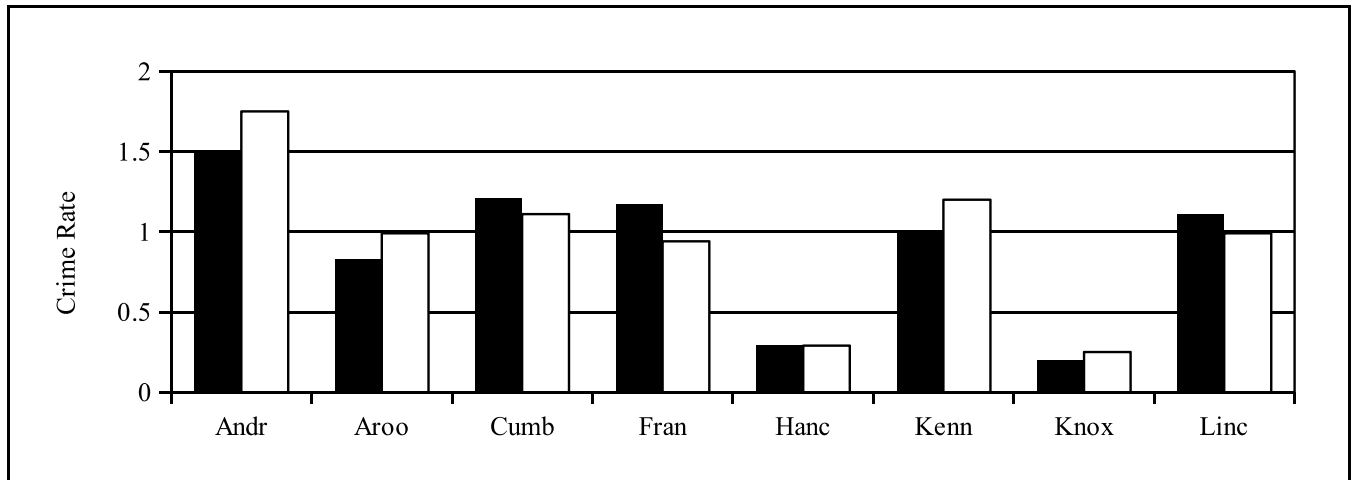
The 2019 crime rate for violent crime is 1.15 offenses per 1,000 population. Violent crimes represent 8.4% of all reported index crimes. Police cleared 908 violent crimes for a 58.8% clearance rate.

### Crime Clock



*Number of Offenses — Comparative Data 2018–2019*

	Murder	Rape	Robbery	Aggravated Assault	Totals
2018	23	447	227	801	1,498
2019	22	514	193	815	1,544
Number Change	-1	67	-34	14	46
Percent Change	-4.3%	15.0%	-15.0%	1.7%	3.1%



**PROPERTY CRIMES**

Property crimes include burglary, larceny, motor vehicle theft, and arson. These crimes do not involve the threat of violence, but entail property taken from one by another, or the destruction of property by arson.

Property crimes showed a decrease during 2019, falling by 1,355 reported offenses. The 2019 total of 16,920 represents a 7.4% decrease from the 2018 figure of 18,275.

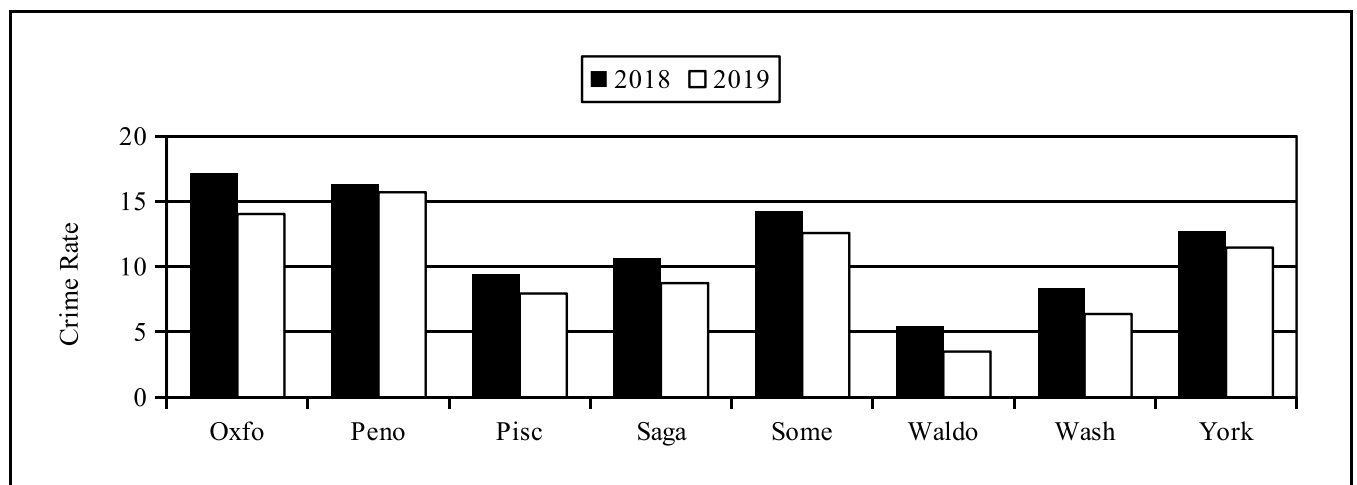
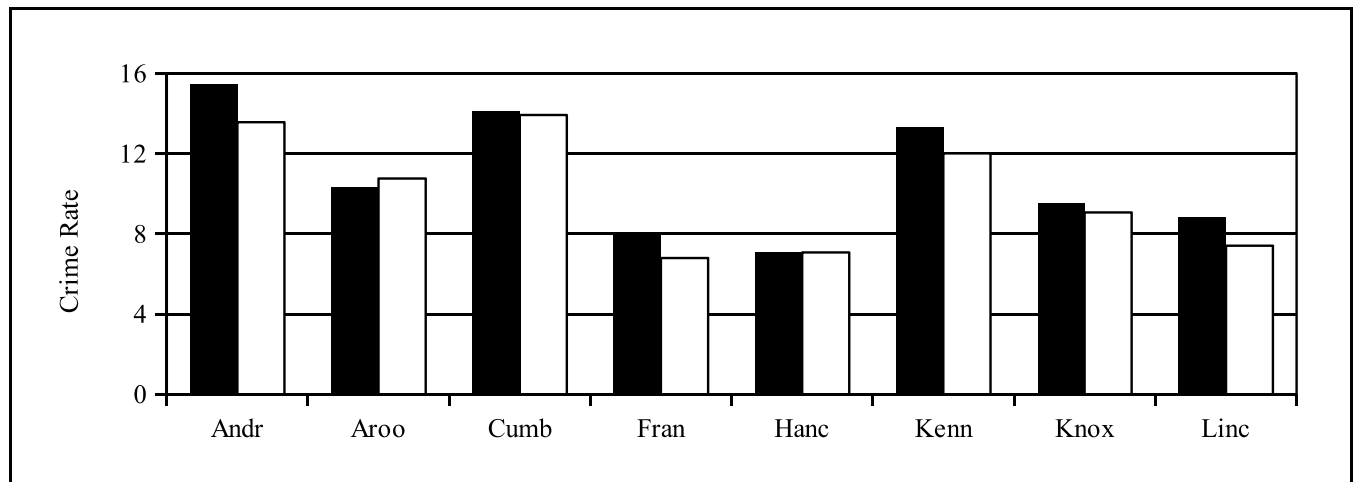
Law enforcement agencies cleared 6,391 property crimes during 2019 for a 37.8% clearance rate. Property crimes represent 91.6% of all reported index crimes and account for a crime rate of 12.59 offenses per 1,000.

**Crime Clock**



*Number of Offenses — Comparative Data 2018–2019*

	Burglary	Larceny	Motor Vehicle Theft	Arson	Totals
2018	2,707	14,688	776	104	18,275
2019	2,340	13,711	724	145	16,920
Number Change	-367	-977	-52	41	-1,355
Percent Change	-13.6%	-6.7%	-6.7%	39.4%	-7.4%



**MURDER/NON-NEGLIGENT MANSLAUGHTER SUMMARY, 2019**

Date and Location of Incident	Victim		Assailant		Weapon Used	Relationship of Victim to Offender	Circumstances
	Age	Sex	Age	Sex			
1/2/2019 Paris	31 31	F M	49	M	Handgun	Ex-girlfriend Other — known to victim	Victims shot inside a downtown apartment. Offender, former boyfriend of female victim, charged with two counts of murder.
1/14/2019 Clifton	35	F	37	M	Shotgun	Girlfriend	Victim found shot to death in the home she shared with suspect. Suspect arrested and charged with murder.
2/21/2019 Owls Head	83	F	37	F	Blunt object	Other — known to victim	Victim asked suspect to shovel her snow. Victim beaten to death inside her home. Suspect arrested, charged with murder.
3/15/2019 Swanville	26	M	22	M	Handgun	Acquaintance	Victim shot outside a cabin. Suspect charged with his murder. The two men were dating the same woman.
3/16/2019 Portland	22	M	24	M	Firearm	Acquaintance	Victim shot inside home owned by girlfriend's parents. Suspect, homeowners' son, charged with murder.
3/17/2019 Portland	59	F	61	M	Hands, fists, feet	Girlfriend	Victim strangled inside her apartment. Her boyfriend charged with her murder.
3/17/2019 Presque Isle	1	M	35	M	Shotgun	Son	Father shot and killed his son, then shot and killed himself.
3/19/2019 Gardiner	44	F	48	M	Firearm	Wife	Victim shot and killed by her estranged husband at a home in Gardiner where she had been staying. Husband then shot and killed himself.
3/19/2019 Old Orchard Beach	65	M	30	M	Knife or cutting instrument	Acquaintance	Victim beaten and stabbed to death inside his apartment. Roommate charged with murder.
5/11/2019 Lebanon	30	F	27	M	Firearm	Girlfriend	Victim shot and killed by her boyfriend, who then shot and killed himself.
7/19/2019 Waterboro	45	F	45	M	Shotgun	Wife	Victim found shot to death inside her home. Her husband shot and killed her, then shot and killed himself.
7/27/2019 Auburn	41	M	21	M	Handgun	Stranger	Victim shot to death in Walmart parking lot after a confrontation with the suspect. Suspect arrested and charged with murder.
8/12/2019 Castle Hill	51 25	M M	38	M	Handgun	Unknown Unknown	Victims found shot to death in a pickup truck in the middle of the road. Both residents of Castle Hill, and victims of a homicide. Suspect arrested and charged with two counts of murder.
8/31/2019 Leeds	31	M	Unk.	Unk.	Firearm	Unknown	Victim found deceased on the side of the road. Investigation is ongoing.

Date and Location of Incident	Victim		Assailant		Weapon Used	Relationship of Victim to Offender	Circumstances
	Age	Sex	Age	Sex			
9/15/2019 Portland	63	M	62	M	Other	Neighbor	Suspect and victim argued over cigarettes. Suspect struck victim with unknown object; he later died at the hospital. Suspect arrested and charged for the murder.
10/11/2019 Richmond	48	M	Unk.	Unk.	Other	Other	Victim found deceased in his residence when a neighbor went to check on him. Investigation is ongoing.
10/24/2019 Waterville	29	F	28	M	Firearm	Girlfriend	Victim found shot to death in the family home. The suspect, her boyfriend, arrested and charged with her murder.
11/1/2019 Bangor	59	M	30 40	M M	Other	Acquaintance Acquaintance	Victim found in his burning home. Two suspects charged with his death. Investigation is ongoing.
11/12/2019 Augusta	30	F	30	M	Knife or cutting instrument	Girlfriend	Victim found stabbed in her home. Her boyfriend shot and killed himself.
12/15/2019 Scarborough	82	M	22	M	Knife or cutting instrument	Stranger	Victim stabbed outside his residence. Suspect later charged with murder.

**The following incidents, classified as manslaughters by negligence, are not discussed elsewhere in this report. Added to the 22 murders and non-negligent manslaughters, they make a total of 24 homicides for 2019.**

7/5/2019 Saco	87	M	82	M	Hands, fists, feet	Acquaintance	Victim and suspect were residents of a nursing home. Victim was assaulted by offender, transported to hospital, where he passed away due to injuries sustained from the assault.
9/22/2019 Biddeford	50	M	29	M	Hands, fists, feet	Father	Father and son had an altercation at the family home. Father later died that evening as a result of the altercation.

## ***MURDER AND NON-NEGLIGENT MANSLAUGHTER***

Murder and non-negligent manslaughter are described by UCR as the willful (non-negligent) killing of one human being by another — or a death that results from the commission of another criminal act.

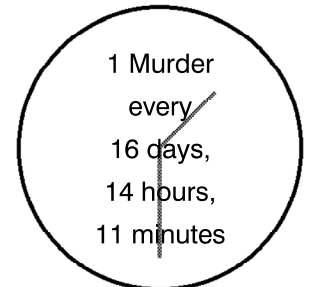
*Murder — “1. A person is guilty of murder if: A. He intentionally or knowingly causes the death of another human being; B. He engages in conduct which manifests a depraved indifference to the value of human life ...; or C. ... causes another human being to commit suicide by the use of force, duress or deception.” M.R.S.A. Title 17-A, § 201*

*Felony Murder — “1. A person is guilty of felony murder if acting alone or with one or more other persons in the commission or attempt to commit immediate flight after committing or attempting to commit ... [another felony offense], he or another participant in fact causes the death of another human being ...” M.R.S.A. Title 17-A, § 202*

*Manslaughter — “1. A person is guilty of manslaughter if he: B. ... causes the death of another human being ... while under the influence of extreme anger or extreme fear ...” M.R.S.A. Title 17-A, § 203*

Not included in the count for this offense classification are deaths caused by negligence, suicide, or accident. Although manslaughter by negligence is recorded on the “offenses known to police” form along with murder, it is not considered an index offense and is not discussed in this report. Attempts to murder or assaults to murder are scored as aggravated assaults and not murder.

### **Crime Clock**



**Trend**

Year	2015	2016	2017	2018	2019	2015-2019
Number reported	23	18	21	23	22	
% change from previous year	4.5%	-21.7%	16.7%	9.5%	-4.3%	% change -4.3%
Rate per 1,000	0.02	0.01	0.02	0.02	0.02	
% change from previous year	-13.5%	-21.9%	16.3%	9.3%	-4.8%	% change -5.4%

**Characteristics — 2019**

**Victim-Offender Relationship**

Non-Stranger to Non-Stranger.....	73.9%
Stranger to Stranger.....	8.7%
Unknown.....	17.4%

**Type of Weapon Used**

Firearm.....	63.6%
Knife/Cutting Instrument.....	13.6%
Other Dangerous Weapon.....	4.5%
Hands, Fists, Feet.....	4.5%
Other/Undetermined.....	13.6%

**Value of Property Stolen during Offense**

Total.....	\$0.00
Per Incident Average.....	\$0.00

**Clearance Rate**

19 Offenses Cleared.....	86.4%
Arrests/Crime Ratio.....	0.45

**Profile of Persons Arrested  
10 Arrests**

**Age**

17 and under.....	0.0%
18-24.....	30.0%
25-29.....	0.0%
30-34.....	10.0%
35-39.....	30.0%
40 and over.....	30.0%

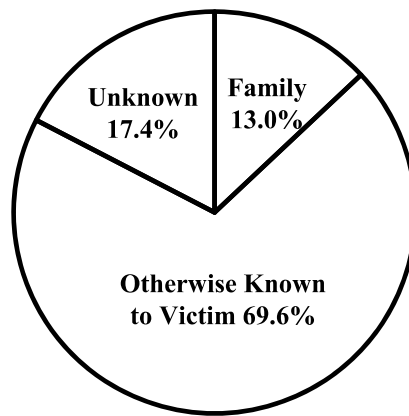
5 offenders committed suicide

**Sex**

Male.....	90.0%
Female.....	10.0%

**Murder Distribution by Relationship (Victim to Offender)**

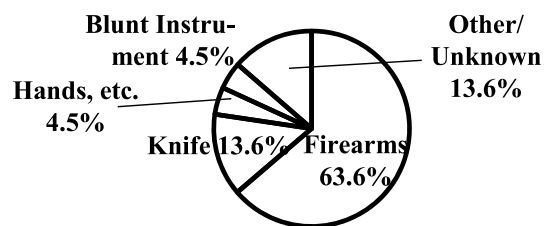
Relationship*	Number	% of Total
Wife	2	8.7%
Son	1	4.3%
<b>Total Family</b>	<b>3</b>	<b>13.0%</b>
Girlfriend/Boyfriend	6	26.1%
Acquaintance	8	34.8%
Stranger	2	8.7%
Unknown	4	17.4%
<b>Total Other</b>	<b>20</b>	<b>87.0%</b>
<b>TOTAL</b>	<b>23</b>	<b>100.0%</b>



\*Number of relationships may not agree with number of victims due to instances of multiple offenders or multiple victims.

**Murder Distribution by Weapon**

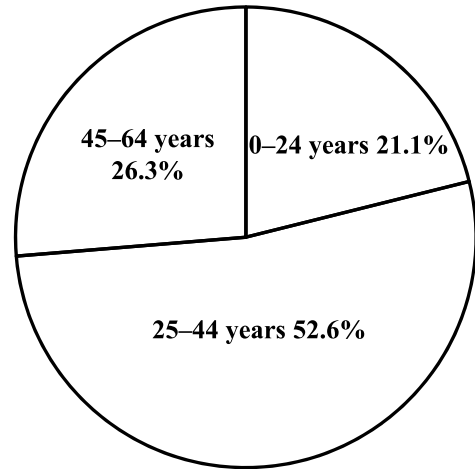
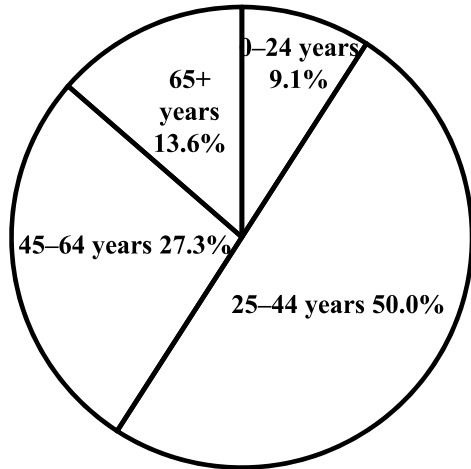
Weapon	Number	% of Total
Firearm	14	63.6%
Knife, Cutting Instrument	3	13.6%
Hands, Fists, Feet	1	4.5%
Blunt Instrument	1	4.5%
Other/Unknown	3	13.6%
<b>Total</b>	<b>22</b>	<b>100.0%</b>






**Murder Distribution by Age and Sex**

Age of Victims	Male	Female	Total	Age of Offenders	Male	Female	Total
0-14 years	1	—	1	0-14 years	—	—	—
15-24 years	1	—	1	15-24 years	4	—	4
25-34 years	4	4	8	25-34 years	5	—	5
35-44 years	1	2	3	35-44 years	4	1	5
45-54 years	2	1	3	45-54 years	3	—	3
55-64 years	2	1	3	55-64 years	2	—	2
65+ years	2	1	3	65+ years	—	—	—
<b>Total</b>	<b>13</b>	<b>9</b>	<b>22</b>	<b>Total</b>	<b>18</b>	<b>1</b>	<b>19</b>



**Murder Distribution by Circumstances**

Circumstance**	Number	% of Total
Arson	1	4.5%
<b>Felony Total*</b>	<b>3</b>	<b>4.5%</b>
Domestic Conflict	9	40.9%
Argument	2	9.1%
Other	7	31.8%
Unknown	3	13.6%
<b>Other than Felony Total</b>	<b>21</b>	<b>95.5%</b>
<b>TOTAL</b>	<b>22</b>	<b>100.0%</b>



\*Felony murder is defined as a killing which occurs in conjunction with the commission of another crime such as a robbery, arson, sexual assault or other felonious activities.

\*\*Due to the unlimited set of possible circumstances surrounding homicides, it is difficult to provide a clear-cut or precise statistical category. In the intent of uniformity, the number of circumstance categories has been kept to a minimum. Caution is suggested in drawing generalizations from the data without more deliberate analysis. This table makes no attempt to analyze the motives of offenders, but rather to display general circumstances surrounding the events.


**RAPE**

**New definition:** Penetration, no matter how slight, of the vagina or anus with any body part or object, or oral penetration by a sex organ of another person, without the consent of the victim.

*“A person is guilty of gross sexual assault if that person engages in a sexual act (direct genital contact) with another person and the person submits as a result of compulsion.”*  
*M.R.S.A. Title 17-A, § 253*

This definition includes either gender of victim or offender. Sexual penetration means the penetration, no matter how slight, of the vagina or anus with any body part or object, or oral penetration by a sex organ of another or by a sex-related object. This definition also includes instances in which the victim is incapable of giving consent because of temporary or permanent mental or physical incapacity (including due to the influence of drugs or alcohol) or because of age. Physical resistance is not required on the part of the victim to demonstrate lack of consent.

Maine has experienced increased availability in services such as rape crisis centers providing 24-hour hot lines and counselors, witness/victim assistants in district attorneys’ offices, improved medical practices and increased sensitivity by law enforcement personnel. The increased number of offenses identified in this report may be, in part, influenced by the increasing confidence of victims in the criminal justice system.



<i>Trend</i>						
	2015	2016	2017	2018	2019	2015–2019
Number reported	373	383	448	447	514	
% change from previous year	4.8%	2.7%	17.0%	-0.2%	15.0%	% change 37.8%
Rate per 1,000	0.28	0.29	0.34	0.33	0.38	
% change from previous year	3.9%	2.5%	16.6%	-0.4%	14.5%	% change 36.3%

<i>Characteristics — 2019</i>	
<b>Type of Offense</b>	
Rape .....	96.3%
Attempts to Rape .....	3.7%
<b>Value of Property Stolen during Offense</b>	
Total .....	\$500.00
Per Incident Average .....	\$0.97
<b>Clearance Rate</b>	
162 Offenses Cleared .....	31.5%
Arrests/Crime Ratio .....	0.12

<i>Profile of Persons Arrested</i>	
<i>64 Arrests</i>	
<b>Age</b>	
17 and under .....	18.8%
18–24 .....	20.3%
25–29 .....	9.4%
30–34 .....	7.8%
35–39 .....	9.4%
40 and over .....	34.4%
<b>Sex</b>	
Male .....	95.3%
Female .....	4.7%

**Historical rape definition:** The carnal knowledge of a female forcibly and against her will.

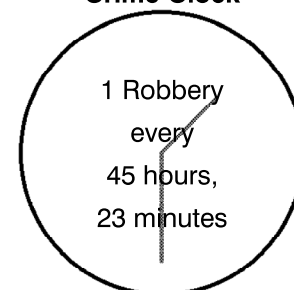
The FBI UCR program changed the definition of rape and removed the term “forcible” in 2011. However, to understand the trend in sex offenses during the transition period, rape offenses should be reported according to the new and the historical definition.

<i>Rape by Type of Offense, 2018–2019</i>			
	2018	2019	% change
Rape	438	495	13.0%
Attempted Rape	9	19	111.1%
<b>Totals</b>	<b>447</b>	<b>514</b>	<b>15.0%</b>

**ROBBERY**

Robbery is defined by UCR as “the felonious and forcible taking of the property of another against his will by violence or by putting him in fear.” All attempts to rob are included in the UCR report.

“1. A person is guilty of robbery if he commits or attempts to commit theft and at the time of his actions: A. He recklessly inflicts bodily injury on another; B. He threatens to use force against any person present with the intent (1) to prevent or overcome resistance to the taking of the property, ...; or (2) to compel the person in control of the property to give it up ...; C. He uses physical force on another with the intent enumerated in paragraph B, subparagraphs (1) and (2); D. He intentionally inflicts or attempts to inflict bodily injury on another; or E. He or an accomplice to his knowledge is armed with a dangerous weapon ...” M.R.S.A. Title 17-A, § 65, 1

**Crime Clock****Trend**

Year	2015	2016	2017	2018	2019	2015–2019
Number reported	311	266	247	227	193	
% change from previous year	2.3%	-14.5%	-7.1%	-8.1%	-15.0%	% change -37.9%
Rate per 1,000	0.23	0.20	0.18	0.17	0.14	
% change from previous year	1.7%	-14.6%	-7.5%	-8.3%	-15.3%	% change -38.6%

**Characteristics — 2019**

<b>Type of Weapon Used</b>		Bank .....	4.1%
Firearm .....	21.2%	Miscellaneous .....	10.9%
Knife/Cutting Instrument .....	11.9%	<b>Value of Property Stolen during Offense</b>	
Other Dangerous Weapon .....	14.5%	Total .....	\$120,699.00
Hands, Fists, Feet .....	52.3%	Per Incident Average .....	\$625.38
<b>Place of Occurrence</b>		<b>Clearance Rate</b>	
Street, Alley .....	18.1%	106 Offenses Cleared .....	54.9%
Business Establishment .....	37.8%	Arrest/Crime Ratio.....	0.48
Residence .....	29.0%		

**Profile of Persons Arrested  
93 Arrests**

<b>Age</b>	
17 and under .....	9.7%
18–24 .....	12.9%
25–29 .....	19.4%
30–34 .....	17.2%
35–39 .....	21.5%
40 and over .....	19.4%
<b>Sex</b>	
Male .....	83.9%
Female .....	16.1%

**Robbery by Weapon Type, 2018–2019**

	2018	2019	% change
Firearm	57	41	-28.1%
Knife	30	23	-23.3%
Other Weapon	25	28	12.0%
Strong Arm	115	101	-12.2%
<b>Totals</b>	<b>227</b>	<b>193</b>	<b>-15.0%</b>

**Robbery by Classification, 2018–2019**

	Number of Offenses			Value Stolen		
	2018	2019	% change	2018	2019	% change
Highway	53	35	-34.0%	\$48,100	\$5,150	-89.3%
Commercial House	42	44	4.8%	\$83,320	\$14,244	-82.9%
Gas/Service Station	11	6	-45.5%	\$4,317	\$3,194	-26.0%
Convenience Store	17	23	35.3%	\$2,689	\$5,388	100.4%
Residence	60	56	-6.7%	\$19,915	\$52,746	164.9%
Bank/Lending Inst.	8	8	—	\$14,957	\$13,230	-11.5%
Miscellaneous	36	21	-41.7%	\$6,711	\$26,747	298.6%
<b>Totals</b>	<b>227</b>	<b>193</b>	<b>-15.0%</b>	<b>\$180,009</b>	<b>\$120,699</b>	<b>-32.9%</b>

**Robbery Type by County**

County or Agency		Highway	Commercial House	Gas Station	Convenience Store	Residence	Bank	Misc.	Total
Androscoggin	2019	4	5	—	4	10	2	2	27
	2018	1	3	1	5	15	1	3	29
Aroostook	2019	1	—	—	1	1	—	—	3
	2018	—	1	—	—	1	—	1	3
Cumberland	2019	14	21	4	3	9	2	10	63
	2018	28	17	5	4	11	2	13	80
Franklin	2019	—	—	—	—	—	—	—	0
	2018	—	—	—	—	—	—	—	0
Hancock	2019	—	—	—	—	—	—	—	0
	2018	1	—	—	—	—	—	—	1
Kennebec	2019	1	4	2	4	7	1	—	19
	2018	1	6	1	3	3	—	4	18
Knox	2019	—	—	—	—	—	—	—	0
	2018	1	1	—	—	—	—	—	2
Lincoln	2019	—	—	—	—	1	—	—	1
	2018	—	—	—	—	4	1	—	5
Oxford	2019	—	5	—	1	1	2	—	9
	2018	1	—	—	—	2	—	1	5
Penobscot	2019	4	3	—	3	6	—	4	20
	2018	5	—	4	5	6	2	7	29
Piscataquis	2019	—	—	—	—	—	—	—	0
	2018	—	1	—	—	—	—	—	1
Sagadahoc	2019	—	—	—	1	—	—	—	1
	2018	—	1	—	—	—	—	1	2
Somerset	2019	2	—	—	2	2	—	1	7
	2018	3	—	—	—	3	1	—	7
Waldo	2019	—	—	—	—	1	—	—	1
	2018	—	1	—	—	2	—	—	3
Washington	2019	—	—	—	—	1	—	—	1
	2018	—	—	—	—	—	—	3	3
York	2019	9	6	—	2	11	—	4	32
	2018	9	8	—	—	10	—	3	30
Fire Marshal	2019	—	—	—	—	—	—	—	0
	2018	—	—	—	—	—	—	—	0
MDEA	2019	—	—	—	—	—	—	—	0
	2018	—	1	—	—	—	—	—	1
State Police	2019	—	—	—	2	6	1	—	9
	2018	2	2	—	—	3	1	—	8

## AGGRAVATED ASSAULT

An aggravated assault is an attempt or offer, with unlawful force or violence, to do physical injury to another. This type of assault is usually accompanied by the use of a weapon or other means likely to produce death or serious bodily injury. Attempts are included since it is not necessary that an injury result when a gun, knife, or other weapon is used which could and probably would result in serious personal injury if the crime is successfully completed. Assaults with personal weapons (hands, fists, feet) are scored as aggravated if there is personal injury requiring more than simple first aid to treat.

*Aggravated Assault:* "1. A person is guilty of aggravated assault if he ... causes: A. Serious bodily injury to another; or, B. Bodily injury to another with use of a dangerous weapon; or, C. Bodily injury to another under circumstances manifesting extreme indifference to the value of human life." M.R.S.A. Title 17-A, § 208

*Assault while Hunting:* "1. A person is guilty of assault while hunting if ... he, with criminal negligence, causes bodily injury to another with the use of a dangerous weapon." M.R.S.A. Title 17-A, § 208-A

*Assault on an Officer:* "1. A person is guilty of assault on an officer if: A. ... causes bodily injury to a law enforcement officer while the officer is in the performance of his official duties; or, B. While in custody in a penal institution or other facility pursuant to an arrest or ... court order, he commits an assault on a member of the staff of the institution ..." M.R.S.A. Title 17-A, § 752-A

Not included in this class are simple (non-aggravated) assaults. Simple assaults are non-index offenses, although a record is kept of these assaults on an "offenses known to police" form. During 2019 there were 10,064 simple assaults reported (+0.9% from 2018), with a clearance rate of 70.9%. These simple assaults are included in the report of domestic assaults, and assaults on law enforcement officers.



<i>Trend</i>						
<b>Year</b>	<b>2015</b>	<b>2016</b>	<b>2017</b>	<b>2018</b>	<b>2019</b>	<b>2015–2019</b>
Number reported	916	1,002	875	801	815	
% change from previous year	1.8%	9.4%	-12.7%	-8.5%	1.7%	
						% change -11.0%
Rate per 1,000	0.69	0.75	0.65	0.60	0.61	
% change from previous year	1.3%	9.2%	-13.0%	-8.6%	1.3%	
						% change -12.0%

<i>Characteristics — 2019</i>	
<b>Type of Weapon Used</b>	
Firearm .....	9.0%
Knife/Cutting Instrument .....	18.2%
Other Dangerous Weapon .....	31.5%
Hands, Fists, Feet .....	41.3%
<b>Clearance Rate</b>	
631 Offenses Cleared .....	77.4%
Arrests/Crime Ratio.....	0.64

<i>Profile of Persons Arrested 523 Arrests</i>	
<b>Age</b>	
17 and under .....	4.6%
18–24 .....	18.4%
25–29 .....	15.3%
30–34 .....	20.7%
35–39 .....	14.7%
40 and over .....	26.4%
<b>Sex</b>	
Male .....	86.6%
Female .....	13.4%

***Aggravated Assault by Weapon Type, 2018–2019***

	Firearm	Knife	Other Weapon	Strong Arm	Totals
2018	70	129	242	360	801
2019	73	148	257	337	815
% change	4.3%	14.7%	6.2%	-6.4%	1.7%

***DOMESTIC VIOLENCE***

Due to problems of abuse and domestic violence between family or household members, the 109th Maine Legislature enacted a law entitled “An Act Concerning Abuse between Household and Family Members.” The law, Chapter 578 of the Public Laws of 1979, mandates the reporting of domestic violence data by law enforcement agencies and the collection of such data (Title 19, § 770 [1]) by the Uniform Crime Reporting Unit, State Bureau of Identification, Department of Public Safety.

During 2019:

- Of a grand total of 10,879 reported assaults, 3,689 or 33.9% were identified as occurring between household or family members.
- Domestic assaults decreased 0.3% (10 offenses) from the 2018 figure of 3,699.
- Law enforcement agencies cleared 3,335 domestic assaults for a clearance rate of 90.4%.
- Of the 3,689 domestic assaults, 96.2% involved personal weapons (hands, fists, feet).

**Crime Clock**



***Breakdown of Reported Domestic Assaults by County, 2018–2019***

County	2018 Number of Offenses	2018 Percent of Total	2019 Number of Offenses	2019 Percent of Total	Percent Change Offenses
Androscoggin	356	9.6%	399	10.8%	12.1%
Aroostook	163	4.4%	167	4.5%	2.5%
Cumberland	595	16.1%	607	16.5%	2.0%
Franklin	90	2.4%	109	3.0%	21.1%
Hancock	71	1.9%	73	2.0%	2.8%
Kennebec	367	9.9%	428	11.6%	16.6%
Knox	76	2.1%	70	1.9%	-7.9%
Lincoln	80	2.2%	80	2.2%	—
Oxford	120	3.2%	124	3.4%	3.3%
Penobscot	422	11.4%	321	8.7%	-23.9%
Piscataquis	28	0.8%	45	1.2%	60.7%
Sagadahoc	58	1.6%	65	1.8%	12.1%
Somerset	215	5.8%	242	6.6%	12.6%
Waldo	42	1.1%	40	1.1%	-4.8%
Washington	54	1.5%	56	1.5%	3.7%
York	625	16.9%	558	15.1%	-10.7%
Fire Marshal	—	—	—	—	—
MDEA	—	—	—	—	—
State Police	337	9.1%	305	8.3%	-9.5%
<b>Totals</b>	<b>3,699</b>	<b>100.0%</b>	<b>3,689</b>	<b>100.0%</b>	<b>-0.3%</b>

***Domestic Violence Assaults  
Comparison Data 2018–2019***

<b>Situation/Relationships</b>	<b>2018 Number of Offenses</b>	<b>2018 % of Total</b>	<b>2019 Number of Offenses</b>	<b>2019 % of Total</b>
<b>Male Assault on Female</b>				
Firearm	11	0.3	8	0.2
Knife, Cutting Instrument	14	0.4	13	0.4
Other Dangerous Weapon	37	1.0	49	1.3
Hands, Aggravated Injury	202	5.5	184	5.0
Hands, Not Aggravated	1,779	48.1	1,779	48.2
<b>Total Male Assault on Female</b>	<b>2,043</b>	<b>55.2</b>	<b>2,033</b>	<b>55.1</b>
<b>Female Assault on Male</b>				
Firearm	3	< 0.1	3	<0.1
Knife, Cutting Instrument	20	0.5	10	0.3
Other Dangerous Weapon	13	0.4	16	0.4
Hands, Aggravated Injury	19	0.5	15	0.4
Hands, Not Aggravated	630	17.0	629	17.1
<b>Total Female Assault on Male</b>	<b>685</b>	<b>18.5</b>	<b>673</b>	<b>18.2</b>
<b>Parent Assault on Child</b>				
Firearm	5	0.1	2	<0.1
Knife, Cutting Instrument	2	< 0.1	2	<0.1
Other Dangerous Weapon	4	0.1	3	<0.1
Hands, Aggravated Injury	15	0.4	19	0.5
Hands, Not Aggravated	271	7.3	304	8.2
<b>Total Parent Assault on Child</b>	<b>297</b>	<b>8.0</b>	<b>330</b>	<b>8.9</b>
<b>Child Assault on Parent</b>				
Firearm	1	< 0.1	—	—
Knife, Cutting Instrument	3	< 0.1	5	0.1
Other Dangerous Weapon	9	0.2	5	0.1
Hands, Aggravated Injury	6	0.2	9	0.2
Hands, Not Aggravated	256	6.9	292	7.9
<b>Total Child Assault on Parent</b>	<b>275</b>	<b>7.4</b>	<b>311</b>	<b>8.4</b>
<b>All Other Domestic Assaults</b>				
Firearm	2	< 0.1	3	<0.1
Knife, Cutting Instrument	7	0.2	8	0.2
Other Dangerous Weapon	6	0.2	12	0.3
Hands, Aggravated Injury	13	0.4	12	0.3
Hands, Not Aggravated	371	10.0	307	8.3
<b>Total Male Assault on Female</b>	<b>399</b>	<b>10.8</b>	<b>342</b>	<b>9.3</b>
<b>Grand Total All Domestic Assaults</b>	<b>3,699</b>	<b>100.0</b>	<b>3,689</b>	<b>100.0</b>
<b>Domestic Assaults/Type of Weapon</b>				
Firearm	22	0.6	16	0.4
Knife, Cutting Instrument	46	1.2	38	1.0
Other Dangerous Weapon	69	1.9	85	2.3
Hands, Aggravated Injury	255	6.9	239	6.5
Hands, Not Aggravated	3,307	89.4	3,311	89.8
<b>Total Domestic Assaults</b>	<b>3,699</b>	<b>100.0</b>	<b>3,689</b>	<b>100.0</b>
<b>Total All Domestic Assaults</b>	<b>3,699</b>	<b>34.3</b>	<b>3,689</b>	<b>33.9</b>
<b>Total All Reported Assaults</b>	<b>10,773</b>	<b>100.0</b>	<b>10,879</b>	<b>100.0</b>

**BURGLARY**

Burglary, also known as breaking and entering, is “the unlawful entry or attempted forcible entry of any structure to commit a felony or larceny.”

“A person is guilty of burglary if he enters or surreptitiously remains in a structure, knowing that he is not licensed or privileged to do so, with the intent to commit a crime therein.” M.R.S.A. Title 17-A, § 401

**Crime Clock**



<b>Trend</b>						
<b>Year</b>	<b>2015</b>	<b>2016</b>	<b>2017</b>	<b>2018</b>	<b>2019</b>	<b>2015–2019</b>
Number reported	4,675	3,991	3,316	2,707	2,340	
% change from previous year	-6.7%	-14.6%	-16.9%	-18.4%	-13.6%	
						% change -49.9%
Rate per 1,000	3.52	3.00	2.48	2.02	1.74	
% change from previous year	-6.7%	-14.8%	-17.2%	-18.5%	-13.9%	
						% change -50.5%

<b>Characteristics — 2019</b>	
<b>Place of Occurrence</b>	<b>Time of Day</b>
Residence ..... 65.9%	Night — 6 p.m.–6 a.m. .... 30.2%
Non-Residence ..... 34.1%	Day — 6 a.m.–6 p.m. .... 57.5%
<b>Type of Entry</b>	Unknown ..... 12.3%
Forcible Entry ..... 41.5%	<b>Value of Property Stolen during Offense</b>
Unlawful Entry — No Force ..... 51.2%	Total.....\$2,861,108.00
Attempted Forcible Entry ..... 7.3%	Per Incident Average.....\$1,222.70
	<b>Clearance Rate</b>
	576 Offenses Cleared.....24.6%
	Arrests/Crime Ratio.....0.21

<b>Profile of Persons Arrested</b>	
<b>498 Arrests</b>	
<b>Age</b>	
17 and under ..... 16.3%	
18–24 ..... 21.1%	
25–29 ..... 13.5%	
30–34 ..... 16.1%	
35–39 ..... 14.1%	
40 and over ..... 19.1%	
<b>Sex</b>	
Male ..... 88.2%	
Female ..... 11.8%	

<b>Type of Entry, 2018–2019</b>			
	<b>2018</b>	<b>2019</b>	<b>% chg</b>
Forcible Entry	1,182	970	-17.9%
Unlawful Entry, No Force	1,355	1,199	-11.5%
Attempted Forcible Entry	170	171	0.6%
<b>Totals</b>	<b>2,707</b>	<b>2,340</b>	<b>-13.6%</b>



### *Burglary by Time of Day, 2018-2019*

	Number of Offenses			Estimated Value of Property Loss		
	2018	2019	% change	2018	2019	% change
<b>Residence</b>						
6 p.m.–6 a.m.	710	461	–35.1%	\$822,974	\$526,863	–36.0%
6 a.m.–6 p.m.	989	901	–8.9%	\$1,197,140	\$808,063	–32.5%
Unknown	268	180	–32.8%	\$258,381	\$258,381	–20.5%
<b>Subtotals</b>	<b>1,967</b>	<b>1,542</b>	<b>–21.6%</b>	<b>\$2,278,495</b>	<b>\$1,540,399</b>	<b>–32.4%</b>
<b>Non–Residence</b>						
6 p.m.–6 a.m.	217	246	13.4%	\$292,433	\$332,646	13.8%
6 a.m.–6 p.m.	405	445	9.9%	\$401,160	\$758,957	89.2%
Unknown	118	107	–9.3%	\$110,819	\$229,106	106.7%
<b>Subtotals</b>	<b>740</b>	<b>798</b>	<b>7.8%</b>	<b>\$804,412</b>	<b>\$1,320,709</b>	<b>64.2%</b>
<b>Grand Totals</b>	<b>2,707</b>	<b>2,340</b>	<b>–13.6%</b>	<b>\$3,082,907</b>	<b>\$2,861,108</b>	<b>–7.2%</b>

## ***LARCENY-THEFT***

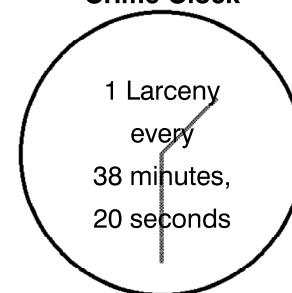
Larceny is the unlawful taking of the property of another with the intent to deprive him of ownership.

Maine has consolidated conduct denoted as Theft under Title 17-A, Chapter 15, § 351, Consolidation, embracing numerous separate crimes previously known as larceny, embezzlement, false pretenses, extortion, blackmail, shoplifting, and receiving stolen property. In properly classifying/scoring these offenses under UCR guidelines, certain offenses fall under Larceny-Theft, while others more appropriately fit under Part II offense definitions such as Fraud, Embezzlement, Stolen Property or All Other Offenses.

*Theft by unauthorized taking or transfer* — “1. A person is guilty of theft if he obtains or exercises unauthorized control over the property of another with intent to deprive him thereof.” M.R.S.A. Title 17-A, § 353

*Burglary of a motor vehicle* — “A person is guilty of theft if the actor enters a motor vehicle knowing the actor is not licensed or privileged to do so, with the intent to commit a crime therein (and that crime is theft).” M.R.S.A. Title 17-A, § 405

### **Crime Clock**



### ***Trend***

<b>Year</b>	<b>2015</b>	<b>2016</b>	<b>2017</b>	<b>2018</b>	<b>2019</b>	<b>2015–2019</b>
Number reported	18,801	17,104	15,968	14,688	13,711	
% change from previous year	–8.3%	–9.0%	–6.6%	–8.0%	–6.7%	
						% change
Rate per 1,000	14.14	12.85	11.95	10.97	10.20	–27.1%
% change from previous year	–8.2%	–9.2%	–7.0%	–8.2%	–7.1%	
						% change
						–27.9%

**Characteristics — 2019**

Type of Criminal Activity	Value per Incident
Pocket-Picking ..... < 0.1%	Over \$200 ..... 35.7%
Purse-Snatching ..... 0.2%	\$50 to \$200 ..... 23.7%
Shoplifting ..... 22.8%	Under \$50 ..... 40.6%
From Motor Vehicles ..... 15.3%	<b>Value of Property Stolen during Offense</b>
Motor Vehicle Parts & Accessories ..... 1.8%	Total ..... \$9,798,099.00
Bicycles ..... 3.7%	Per Incident Average ..... \$714.62
From Buildings ..... 10.3%	<b>Clearance Rate</b>
From Coin-Op Machines ..... < 0.1%	5,412 Offenses Cleared ..... 39.5%
All Other ..... 45.9%	Arrests/Crime Ratio.....0.31

**Profile of Persons Arrested**  
**4,274 Arrests**

Age	
17 and under .....	9.7%
18–24 .....	14.7%
25–29 .....	14.8%
30–34 .....	16.8%
35–39 .....	15.3%
40 and over .....	28.6%
Sex	
Male .....	55.1%
Female .....	44.9%

**Larceny by Classification, 2018–2019**

	Number of Offenses			Value Stolen		
	2018	2019	% change	2018	2019	% change
Pocket-Picking	11	3	-72.7%	\$2,631	\$450	-82.9%
Purse-Snatching	27	23	-14.8%	\$4,352	\$4,884	12.2%
Shoplifting	3,013	3,120	3.6%	\$445,022	\$477,137	7.2%
From Motor Vehicles	2,250	2,099	-6.7%	\$937,780	\$1,423,046	51.7%
M/V Parts & Accessories	225	250	11.1%	\$185,910	\$133,128	-28.4%
Bicycles	450	506	12.4%	\$182,323	\$174,963	-4.0%
From Buildings	1,544	1,415	-8.4%	\$1,583,586	\$1,215,305	-23.3%
From Coin-Op Machines	20	3	-85.0%	\$6,371	\$85	-98.7%
All Other	7,148	6,292	-12.0%	\$5,337,019	\$6,369,101	19.3%
<b>Totals</b>	<b>14,688</b>	<b>13,711</b>	<b>-6.7%</b>	<b>\$8,684,994</b>	<b>\$9,798,099</b>	<b>12.8%</b>

## MOTOR VEHICLE THEFT

Uniform Crime Reporting defines Motor Vehicle Theft as the larceny or attempted larceny of a motor vehicle, including “joy riding.” Excluded from this class is a reported offense where there is lawful access to the vehicle, such as a family situation, or unauthorized use by others with lawful access, such as with employees.

Motor vehicles are defined by UCR as self-propelled vehicles that run on the surface of the land and not on rails, such as automobiles, trucks, buses, motorcycles, motor scooters, snowmobiles, ATVs, etc. Not included are farm equipment, construction equipment, airplanes, motorboats.

*Unauthorized use of property — “1. A person is guilty of theft if: A. Knowing that he does not have the consent of the owner, he takes, operates or exercises control over a vehicle, or knowing that the vehicle has been wrongfully obtained, he rides in such vehicle.” M.R.S.A. Title 17-A § 360*

### Crime Clock



<i>Trend</i>						
Year	2015	2016	2017	2018	2019	2015–2019
Number reported	810	775	792	776	724	
% change from previous year	1.8%	-4.3%	2.2%	-2.0%	-6.7%	
						% change -10.6%
Rate per 1,000	0.61	0.58	0.59	0.58	0.54	
% change from previous year	1.6%	-4.5%	1.9%	-2.2%	-7.1%	
						% change -11.6%

<i>Type of Vehicle 2018–2019</i>				
	Auto- mobiles	Trucks/ Buses	Other Vehicles	Totals
2018	636	53	87	<b>776</b>
2019	600	59	65	<b>724</b>
% change	-5.7%	11.3%	-25.3%	<b>-6.7%</b>

<i>Locally Stolen M/Vs Recovered 2019</i>		
	No. Recovered	% Recovered
Recovered Locally	156	21.5%
Recovered — Other Jurisdictions	68	9.4%
<b>Total Recovered</b>	<b>224</b>	<b>30.9%</b>
Not Recovered	500	69.1%

<i>Characteristics — 2019</i>	
<b>Type of Vehicle</b>	
Automobiles .....	82.9%
Truck/Buses .....	8.1%
Other Vehicles .....	9.0%
<b>Value of Property Stolen during Offense</b>	
Total .....	\$5,903,376.00
Per Incident Average .....	\$8,153.83
<b>Number of Locally Stolen M/Vs Recovered .....</b>	<b>224</b>
<b>Value of Property Recovered</b>	
Total .....	\$3,361,851.00
<b>Clearance Rate</b>	
347 Offenses Cleared .....	47.9%
Arrests/Crime Ratio .....	0.27

<i>Profile of Persons Arrested 198 Arrests</i>	
<b>Age</b>	
17 and under .....	16.7%
18–24 .....	19.2%
25–29 .....	17.7%
30–34 .....	12.1%
35–39 .....	13.6%
40 and over .....	20.7%
<b>Sex</b>	
Male .....	73.7%
Female .....	26.3%

**ARSON**

Arson is defined by the Uniform Crime Reporting program as any willful or malicious burning or attempt to burn, with or without intent to defraud, a dwelling house, public building, motor vehicle or aircraft, personal property of another, etc. Only fires determined through investigation to have been willfully or maliciously set are classified as arson. Fires of suspicious or unknown origins are excluded.

*"1. A person is guilty of arson if he starts, causes, or maintains a fire or explosion; A. On the property of another with the intent to damage or destroy property thereon; or B. On his own property or the property of another (1) with the intent to enable any person to collect insurance proceeds for the loss caused by the fire or explosion; or (2) which recklessly endangers any person or the property of another." M.R.S.A. Title 17-A, § 802*

**Crime Clock****Trend**

Year	2015	2016	2017	2018	2019	2015–2019	
Number reported	91	209	136	104	145		
% change from previous year	-8.1%	129.7%	-34.9%	-23.5%	39.4%	% change	59.3%
Rate per 1,000	0.07	0.16	0.10	0.08	0.11		
% change from previous year	-2.2%	129.3%	-35.1%	-23.7%	38.8%	% change	57.6%

**Characteristics — 2019**

Type of Property	Value of Property Damaged
Structural .....	Total .....
Mobile .....	Per Incident Average .....
Other .....	<b>Clearance Ratio</b>
	56 Offenses Cleared .....
	Arrests/Crime Ratio .....

**Profile of Persons Arrested  
44 Arrests**

Age	
17 and under .....	36.4%
18–24 .....	18.2%
25–29 .....	6.8%
30–34 .....	4.5%
35–39 .....	9.1%
40 and over .....	25.0%
Sex	
Male .....	84.1%
Female .....	15.9%

**Arson by Property Type, 2018–2019**

	Number of Offenses			Estimated Value of Property Loss		
	2018	2019	% change	2018	2019	% change
Structural — Residential	40	54	35.0%	\$1,677,645	\$2,764,025	64.8%
Structural — Non-residential	26	30	15.4%	\$292,845	\$332,685	13.6%
Mobile (cars, trailers, boats, etc.)	11	29	163.6%	\$83,820	\$258,220	208.1%
All other (crops, fields, signs, etc.)	27	32	18.5%	\$59,785	\$62,544	4.6%
<b>Totals</b>	<b>104</b>	<b>145</b>	<b>39.4%</b>	<b>\$2,114,095</b>	<b>\$3,417,474</b>	<b>61.7%</b>

**Arson Breakdown by County**

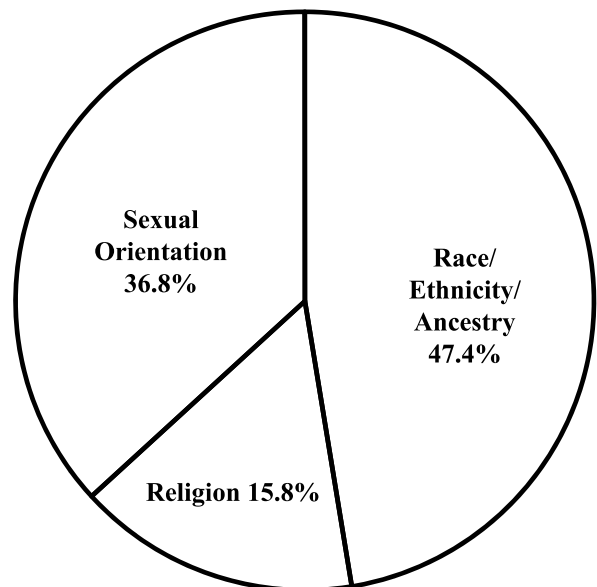
County	No. Offenses			Estimated Value of Property Loss		
	2018	2019	% change	2018	2019	% change
Androscoggin	11	5	-54.5%	\$207,825	\$600	-99.7%
Aroostook	2	2	—	—	\$20	100.0%
Cumberland	21	11	-47.6%	\$274,740	\$2,800	-99.0%
Franklin	1	—	-100.0%	\$5	—	-100.0%
Hancock	1	2	100.0%	—	\$95	100.0%
Kennebec	5	3	-40.0%	\$710	\$344	-51.5%
Knox	—	2	100.0%	—	\$200	100.0%
Lincoln	—	—	—	—	—	—
Oxford	1	2	100.0%	—	—	—
Penobscot	2	7	250.0%	\$2,025	\$4,100	102.5%
Piscataquis	—	—	—	—	—	—
Sagadahoc	1	1	—	—	\$480	100.0%
Somerset	4	8	100.0%	\$30,120	\$10,700	-64.5%
Waldo	—	—	—	—	—	—
Washington	—	—	—	—	—	—
York	13	12	-7.7%	\$375,820	\$346,260	-7.9%
Fire Marshal	42	89	111.9%	\$1,222,850	\$3,051,875	149.6%
MDEA	—	—	—	—	—	—
State Police	—	1	100.0%	—	—	—
<b>Totals</b>	<b>104</b>	<b>145</b>	<b>39.4%</b>	<b>\$2,114,095</b>	<b>\$3,417,474</b>	<b>61.7%</b>

**HATE CRIME**

Commencing in 1992, law enforcement officers are to report hate crimes as a supplementary report to the UCR program. Under Title 25 sec. 1544, hate crimes are defined as those that “manifest evidence of prejudice based on race, religion, sexual orientation or ethnicity ...”. On June 26, 1997, disability bias was added to the definition of hate crime, creating two new categories: Anti-Mental Disability and Anti-Physical Disability. Two new categories are added to Hate Crime Motivation: Gender and Gender Identity. There have also been numerous other additions to Bias Types. Maine’s hate crimes are further reported to the FBI as part of the federal Hate Crimes Statistics Act.

The reported number of hate crime incidents in Maine in 2019 was 19. These incidents involved 21 victims with at least 17 offenders, and resulted in a total of 19 offenses.

In 2019, the most commonly reported bias motivation was race/ethnicity/ancestry, followed by sexual orientation hate crimes.

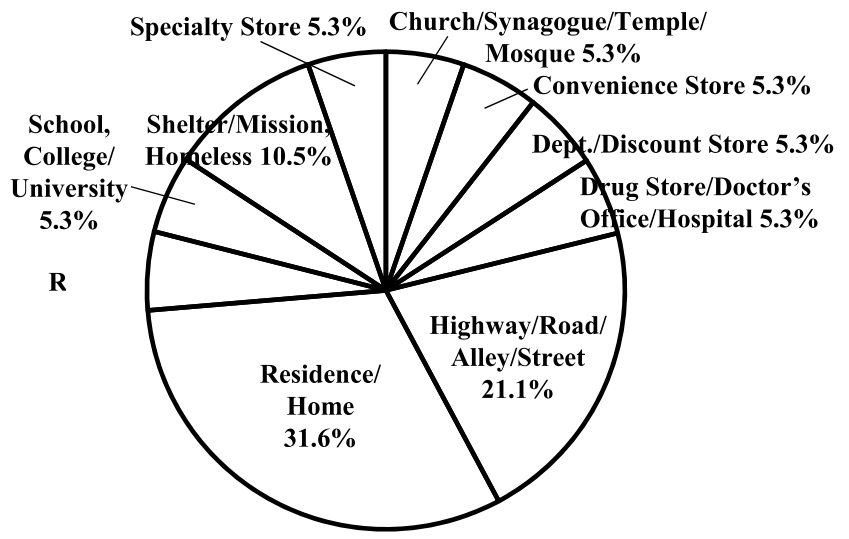


**Hate Crime 2019**

Number of incidents .....	19
Number of victims .....	21
Number of offenders .....	17
Number of offenses .....	19

<b>Hate Crime Bias Motivation</b>				
<b>Bias Nature</b>	<b>Group %</b>	<b>Bias Type</b>	<b>No.</b>	<b>% of Total</b>
Race/ Ethnicity/ Ancestry	47.4%	Anti-American Indian or Alaska Native		—
		Anti-Arab		—
		Anti-Asian		—
		Anti-Black or African American	7	36.8%
		Anti-Hispanic or Latino	2	10.5%
		Anti-Multiple Races Group		—
		Anti-Native Hawaiian or other Pacific Islander		—
		Anti-Other Race/Ethnicity/Ancestry		—
		Anti-White		—
		Religion	15.8%	Anti-Buddhist
Anti-Catholic				—
Anti-Eastern Orthodox (Russian, Greek, Other)				—
Anti-Hindu	1			5.3%
Anti-Islamic (Muslim)	1			5.3%
Anti-Jehovah's Witness				—
Anti-Jewish	1			5.3%
Anti-Mormon				—
Anti-Multiple Religions Group				—
Anti-Other Christian				—
Anti-Other Religion				—
Anti-Protestant				—
Anti-Sikh				—
Anti-Atheism/Agnosticism				—
Sexual Orientation	36.8%	Anti-Bisexual		—
		Anti-Gay (Male)	2	10.5%
		Anti-Heterosexual		—
		Anti-Lesbian		—
		Anti-Lesbian, Gay, Bisexual, or Transgender (Mixed Group)	5	26.3%
Disability	—	Anti-Mental Disability		—
		Anti-Physical Disability		—
Gender	—	Anti-Female		—
		Anti-Male		—
Gender Identity	—	Anti-Gender Nonconforming		—
		Anti-Transgender		—
		Total	19	100.0%

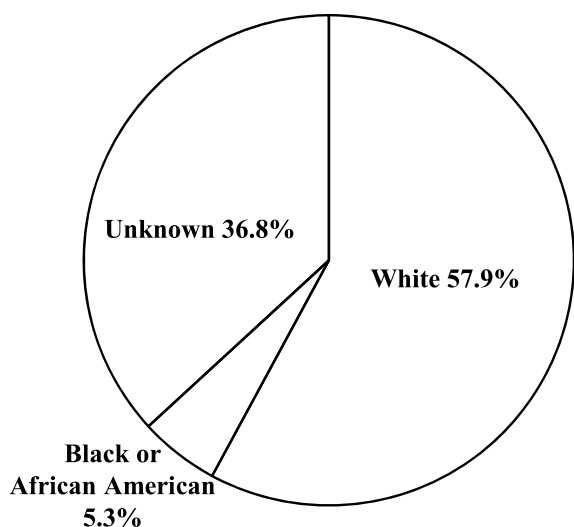
<b>Hate Crime Locations</b>		
<b>Location</b>	<b>No.</b>	<b>%</b>
Abandoned/Condemned Structure		—
Air/Bus/Train Terminal		—
Amusement Park		—
Arena/Stadium/Fairgrounds/Coliseum		—
ATM Separate from Bank		—
Auto Dealership, New/Used		—
Bank/Savings and Loan		—
Bar/Night Club		—
Camp/Campground		—
Church/Synagogue/Temple/Mosque	1	5.3%
Commercial/Office Building		—
Community Center		—
Construction Site		—
Convenience Store	1	5.3%
Daycare Facility		—
Department/Discount Store	1	5.3%
Dock/Wharf/Freight/Modal Terminal		—
Drug Store/Doctor's Office/Hospital	1	5.3%
Farm Facility		—
Field/Woods		—
Gambling Facility/Casino/Race Track		—
Government/Public Building		—
Grocery/Supermarket		—
Highway/Road/Alley/Street	4	21.1%
Hotel/Motel, etc.		—
Industrial Site		—
Jail/Prison		—
Lake/Waterway		—
Liquor Store		—
Military Installation		—
Park/Playground		—
Parking Lot/Garage		—
Rental Storage Facility		—
Residence/Home	6	31.6%
Rest Area		—
Restaurant	1	5.3%
School, College/University	1	5.3%
School, Elementary/Secondary		—
Service/Gas Station		—
Shelter/Mission, Homeless	2	10.5%
Shopping Mall		—
Specialty Store	1	5.3%
Tribal Lands		—
Other/Unknown		—
Total	19	100.0%



The most frequently reported location of bias crimes in 2019 was residences and homes. The second most common location was highways, roads, alleys and streets.

The most common race of suspected offenders of hate crimes was white.

<b>Suspected Offenders' Race</b>	<b>No.</b>	<b>% of Total</b>
White	11	57.9%
Black or African American	1	5.3%
American Indian or Alaska Native	—	—
Asian	—	—
Group of Multiple Races	—	—
Unknown	7	36.8%
Native Hawaiian or Other Pacific Islander	—	—
<b>Total</b>	<b>19</b>	<b>100.0%</b>



Information on the victims of hate crimes is limited to victim type. While bias motivation information identifies the offender’s bias, it is important to note that the victim may not actually belong to the group the offender sought to harm. For this reason, information on the victims’ actual group membership is not recorded.

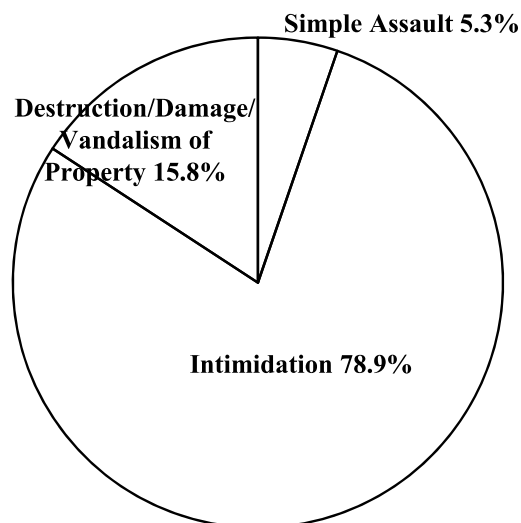
Victim type, in the hate crime data collection program, is listed as: individual, business, financial institution, government, religious organization, other and unknown. Of these victim types, individuals were reported to be the main hate crime target.

<b>Victim Type</b>	<b>No.</b>	<b>% of Total</b>
Individual	17	89.5%
Business	2	10.5%
Financial Institution	—	—
Government	—	—
Religious Organization	—	—
Other	—	—
Unknown	—	—
<b>Total</b>	<b>19</b>	<b>100.0%</b>

Offense information in the hate crime data collection program are defined in accordance with federal Uniform Crime Reporting definitions and do not necessarily conform to Maine state definitions. Complete offense definitions are available in the appendix to this publication.

Hate crime offense information falls into the eight index crimes — murder, rape, robbery, aggravated assault, burglary, larceny-theft, motor vehicle theft, and arson — plus the non-index crimes of simple assault, intimidation and vandalism. New hate crime offenses of human trafficking, commercial sex acts; and human trafficking, involuntary servitude, have been added.

<b>Offense</b>	<b>Volume</b>	<b>% of Total</b>
Murder	—	—
Rape	—	—
Robbery	—	—
Aggravated Assault	—	—
Burglary	—	—
Larceny-Theft	—	—
Motor Vehicle Theft	—	—
Arson	—	—
Simple Assault	1	5.3%
Intimidation	15	78.9%
Destruction/Damage/Vandalism of Property	3	15.8%
Human Trafficking, Commercial Sex Acts	—	—
Human Trafficking, Involuntary Servitude	—	—
<b>Total</b>	<b>19</b>	<b>100.0%</b>



***Hate Crime Offenses Reported by Agency***

---

**Augusta Police Department**

- 1.....Intimidation.....Anti-Jewish
- 1.....Intimidation.....Anti-Lesbian, Gay, Bisexual or Transgender  
(Mixed Group)
- 1.....Destruction/Damage/Vandalism.....Anti-Jewish

**Biddeford Police Department**

- 1.....Intimidation.....Anti-Lesbian, Gay, Bisexual or Transgender  
(Mixed Group)

**Franklin County Sheriff's Office**

- 1.....Destruction/Damage/Vandalism.....Anti-Black or African American

**Lewiston Police Department**

- 2.....Destruction/Damage/Vandalism.....Anti-Black or African American

**Portland Police Department**

- 4.....Intimidation.....Anti-Black or African American
- 1.....Intimidation.....Anti-Lesbian, Gay, Bisexual or Transgender  
(Mixed Group)

**Rockland Police Department**

- 1.....Intimidation.....Anti-Hispanic or Latino

**Saco Police Department**

- 1.....Intimidation.....Anti-Hindu
- 1.....Simple Assault.....Anti-Hindu
- 1.....Intimidation.....Anti-Gay (Male)
- 2.....Intimidation.....Anti-Lesbian, Gay, Bisexual or Transgender  
(Mixed Group)

**Sanford Police Department**

- 1.....Simple Assault.....Anti-Gay (Male)

**South Portland Police Department**

- 1.....Intimidation.....Anti-Islamic (Muslim)

**Maine State Police**

- 1.....Intimidation.....Anti-Hispanic or Latino

---

**10      21**  
**Agencies    Offenses**



***STOLEN AND RECOVERED PROPERTY VALUES***

Supplementary reports relating to property stolen and recovered provide information on the estimated value of such property. The investigating officer has the obligation to assess the value of property stolen and recovered in each crime index offense. The officer is guided by the following instructions:

1. Use fair market value for items subject to depreciation.
2. Use wholesale cost of goods stolen from retail establishments.
3. Use victim's evaluation of non-depreciable items.
4. Use cost of replacement to victims for new or almost new items.

There was nearly 19 million dollars' worth of property reported stolen in Maine during 2019. This value does not include the value of property damaged due to vandalism, malicious mischief or arson.

During 2019:

- Property stolen totaled \$18,697,782, up 6.9% from the 2018 figure of \$17,487,762.
- There was \$5,615,882 worth of property recovered, up 19.8% from \$4,689,269 in 2018.
- The rate of recovery was 30.0%, compared to 26.8% for 2018.
- The property type with the highest recovery rate was Locally Stolen Motor Vehicles, 55.4%.
- The dollar value of property stolen and recovered less motor vehicles was \$12,631,802 stolen, \$2,254,031 (17.8%) recovered.

***Breakdown by Type and Value of Property***

<b>Type of Property</b>	<b>Value Stolen</b>	<b>Value Recovered</b>	<b>Percent Recovered</b>
Currency, Notes, etc.	\$3,826,393	\$177,360	4.6%
Jewelry, Precious Metals	\$1,182,903	\$91,260	7.7%
Clothing and Furs	\$350,268	\$64,370	18.4%
Locally Stolen Motor Vehicles	\$6,065,980	\$3,361,851	55.4%
Office Equipment	\$350,591	\$56,247	16.0%
TVs, Radios, VCRs, Cameras	\$242,932	\$28,406	11.7%
Firearms	\$237,175	\$35,488	15.0%
Household Goods	\$355,271	\$143,666	40.4%
Consumable Goods	\$770,800	\$50,516	6.6%
Livestock	\$710	\$150	21.1%
Miscellaneous	\$5,314,759	\$1,606,568	30.2%
<b>Totals</b>	<b>\$18,697,782</b>	<b>\$5,615,882</b>	<b>30.0%</b>

(Note: The value of property recovered may include items stolen during a previous reporting period.)

## ***Clearance Rate***

For Uniform Crime Reporting purposes, a crime index offense is cleared when a law enforcement agency has identified the offender, there is enough evidence to charge him, and he is actually taken into custody. The arrest of one person can clear several crimes, or several persons may be arrested in the process of clearing one crime.

Crime solutions are also recorded in exceptional circumstances when some elements beyond law enforcement control precludes formal charges against the offender. An offense may be exceptionally cleared when it falls into one of the following categories:

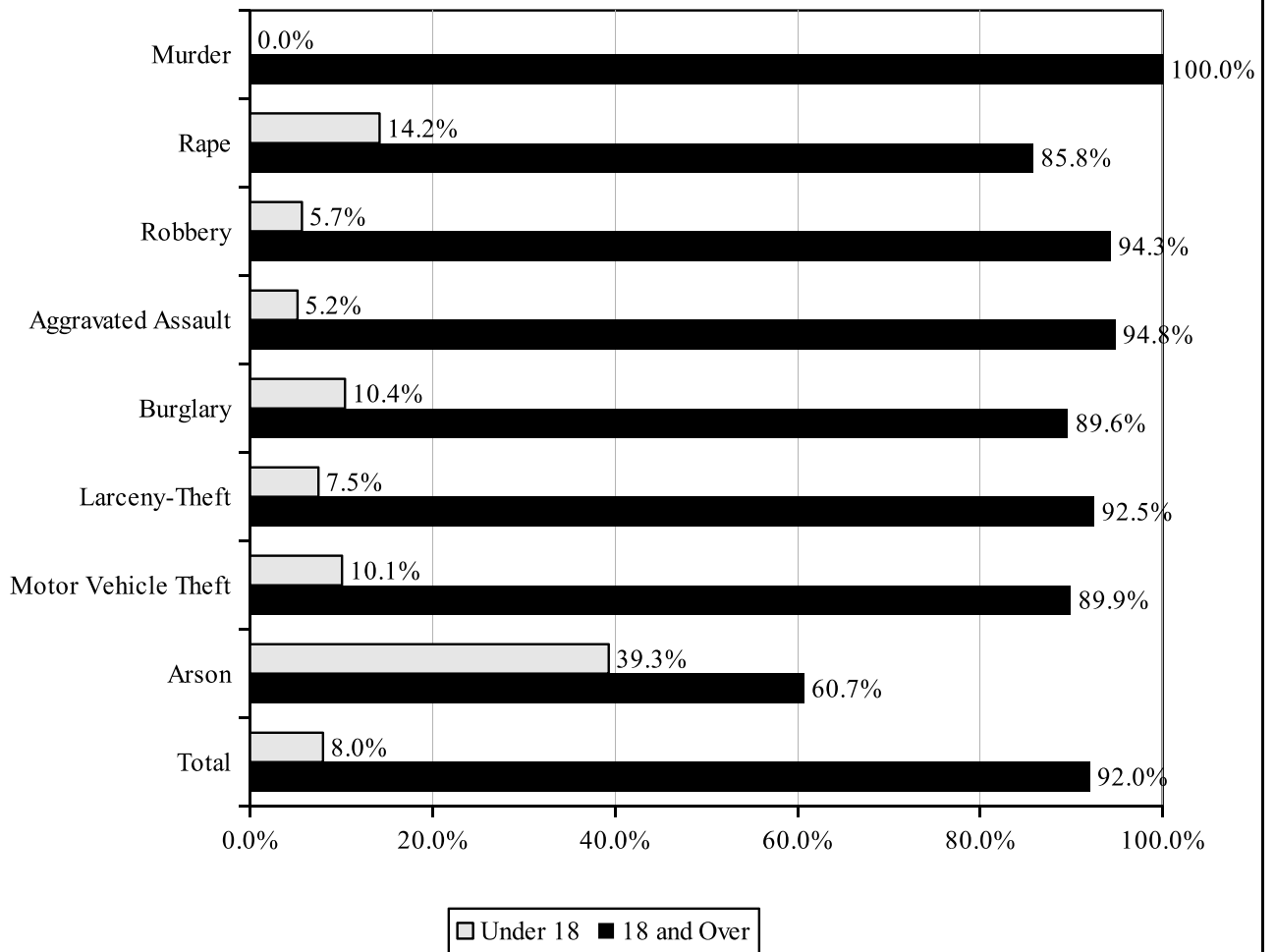
1. The offender commits suicide.
2. A double murder occurs (two persons kill each other).
3. The offender dies after making a confession (dying declaration).
4. The offender is killed by law enforcement officers.
5. The offender confesses to committing a crime while already in custody for another crime or serving a sentence.
6. The offender is prosecuted in another city for a different crime by federal, state or local authorities, or for the same offense, and the other jurisdiction refuses to release the offender.
7. Another jurisdiction refuses to extradite the offender.
8. The victim of a crime refuses to cooperate in the prosecution.
9. The offender is prosecuted for a less serious charge than the one for which he was arrested.
10. The offender is a juvenile who is handled by a verbal or written notice to the parents in instances involving minor offenses such as petit or simple larceny.
11. Prosecution declined.

During 2019, 39.6% of reported index crimes were cleared, either by arrest or exceptional means. The state clearance rate, higher than the 38.2% rate for 2018, continues to be consistently higher than the national average of approximately 21.7% (2018 data). The percentage of violent crimes cleared in 2019 was 59.5%, while the clearance rate for property crimes was 37.8%.

<b><i>Clearance Rate of Index Offenses, January–December 2019</i></b>			
<b>Classification</b>	<b>Number of Offenses</b>	<b>Number Cleared</b>	<b>Percent Cleared</b>
Murder	22	19	86.4%
Rape	514	162	31.5%
Robbery	193	106	54.9%
Aggravated Assault	815	631	77.4%
Burglary	2,340	576	24.6%
Larceny-Theft	13,711	5,412	39.5%
Motor Vehicle Theft	724	347	47.9%
Arson	145	56	38.6%
<b>Totals</b>	<b>18,464</b>	<b>7,309</b>	<b>39.6%</b>

(Note: Offenses cleared do not necessarily relate to the actual offenses during the January–December period. Offenses can be cleared from prior periods.)

***Analysis of Offenses Cleared — by Age of Offenders***



**ARREST DATA**

In addition to the monthly reports on the number of index crimes reported, law enforcement agencies also submit monthly forms detailing the number of persons arrested. For UCR statistical purposes, “arrests” also include those persons cited or summoned for criminal acts in lieu of actual physical custody. These forms categorize the arrests by offense classification (both Part I and Part II crimes), and by age, sex and race. The same individual may be arrested several times over a period of time; each separate arrest is counted. A person may be arrested on several charges at one time; only one arrest is counted and is listed under the most serious charge. For UCR purposes, a juvenile is counted as “arrested” when the circumstances are such that if he or she were an adult, an arrest would result; in fact, there may not have been a formal charge.

During 2019:

- 6.4% of all arrests were juveniles, 93.6% were adults.
- Index offenses accounted for 23.6% of juvenile arrests.
- For adults, 14.1% of arrests were for index offenses.
- Over one third (33.7%) of adult arrests were between the ages of 25–34, inclusive.

The total number of arrests for 2019 was down 4.3%. Part I offenses were down 7.9%, Part II offenses were down 3.7%.

**The report form on juvenile arrests used by the police agencies in Maine includes a section on the disposition of each person. These categories are as follows.**

<b>Disposition</b>	<b>Number</b>	<b>Percent Distribution</b>
1. Handled within the department (released to parents, etc.)	104	4.2%
2. Referred to juvenile court or juvenile intake	1,089	43.8%
3. Referred to welfare agency (i.e., Dept. of Health and Human Services)	6	0.2%
4. Referred to other police agency	1	< 0.1%
5. Referred to criminal or adult court	14	0.6%
Disposition not specified	1,275	51.2%
<b>Total Dispositions</b>	<b>2,489</b>	<b>100.0%</b>

(Percentages may not equal 100% because of rounding.)

On the next page is a summary of total arrests made this year and last. Then begins a section showing arrests made by each reporting agency in the state. County arrest summaries may be found on pages 66–68. Arrest reports from the Maine State Fire Marshal’s Office, the Maine Drug Enforcement Agency, and the Maine State Police are given as statewide totals on page 68. Those three agencies are followed by a total of all state arrests for 2019.

The table on page 69 shows a breakdown of arrests by age category; that on pages 70–71 shows total state arrests classified by age and sex; tables on pages 72–76 show arrests by race; pages 77–79 give some detail on drug and liquor arrests; and the table on pages 80–81 gives arrest data for the last ten years.

Total Arrests — Percent Change 2018–2019			
Offenses	2018	2019	% Chg
Murder	17	10	-41.2%
Rape	74	64	-13.5%
Robbery	133	93	-30.1%
Aggravated Assault	530	523	-1.3%
Burglary	561	498	-11.2%
Larceny-Theft	4,599	4,274	-7.1%
Motor Vehicle Theft	233	198	-15.0%
Arson	45	44	-2.2%
<b>Subtotal for Part I Offenses</b>	<b>6,192</b>	<b>5,704</b>	<b>-7.9%</b>
Manslaughter	1	1	—
Other Assaults	4,857	4,789	-1.4%
Forgery and Counterfeiting	213	146	-31.5%
Fraud	473	402	-15.0%
Embezzlement	47	41	-12.8%
Stolen Property: Buy, Receive, Possess	118	99	-16.1%
Vandalism	1,026	972	-5.3%
Weapons: Possession, etc.	143	137	-4.2%
Prostitution and Commercialized Vice	54	51	-5.6%
Sex Offenses	167	171	2.4%
Drug Abuse Violations	3,672	3,614	-1.6%
Gambling	2	3	50.0%
Offenses against Family and Children	126	142	12.7%
Driving under the Influence	5,811	5,451	-6.2%
Liquor Laws	2,047	1,576	-23.0%
Drunkennes	11	10	-9.1%
Disorderly Conduct	1,347	1,223	-9.2%
All Other (except Traffic)	14,317	14,332	0.1%
Human Trafficking	1	—	-100.0%
Curfew and Loitering	10	3	-70.0%
Runaways	26	26	—
<b>Subtotal for Part II Offenses</b>	<b>34,469</b>	<b>33,189</b>	<b>-3.7%</b>
<b>GRAND TOTALS</b>	<b>40,661</b>	<b>38,893</b>	<b>-4.3%</b>

Androscoggin County							
Offense Category	Sex	Androsc. SO		Auburn PD		Lewiston PD	
		Juv.	Adult	Juv.	Adult	Juv.	Adult
Murder & Non-negligent Manslaughter	F						
	M				1		
Manslaughter by Negligence	F						
	M						
Rape	F						
	M				1	2	1
Robbery	F					3	1
	M				2	2	6
Aggravated Assault	F				1	1	5
	M		4		7	2	20
Burglary, Breaking & Entering	F						2
	M	1	7	1	10	7	15
Larceny-Theft (except Auto Theft)	F		4	11	116	6	31
	M		22	15	87	16	59
Motor Vehicle Theft	F		1			4	2
	M	2	3	1	1	2	2
Other Assaults	F	3	10	12	34	13	31
	M	3	37	11	64	14	105
Arson	F						
	M				3		
Forgery & Counterfeiting	F				2		4
	M		5		5		7
Fraud	F		3		10		1
	M				17		3
Embezzlement	F				4		3
	M				1		4
Stolen Property: Buying, Receiving, Possessing	F						1
	M				1		15
Vandalism	F		1	1	4	1	2
	M	3	7	10	10	8	20
Weapons: Carrying, Possessing, etc.	F				1		
	M				4		3
Prostitution & Commercialized Vice	F		1				
	M						8
Sex Offenses	F		1				
	M			2	3	1	3
Drug Abuse Violations	F	1	5	3	25	1	28
	M	2	11	8	40	1	71
Gambling	F						
	M						
Offenses Against Family & Children	F		2		2		3
	M		2		1		1
Driving Under the Influence	F		9		10		33
	M		43		37		66
Liquor Laws	F		2	5	9	2	17
	M		1	2	23	1	34
Drunkennes	F						1
	M						1
Disorderly Conduct	F		1	4	9		27
	M		6	1	30	3	82
All Other Offenses (Except Traffic)	F	1	57	2	126	15	258
	M	2	165	7	330	10	598
Human Trafficking	F						
	M						
Curfew & Loitering	F						
	M						
Runaways	F						
	M						
<b>Total</b>	<b>F</b>	<b>5</b>	<b>97</b>	<b>38</b>	<b>353</b>	<b>47</b>	<b>451</b>
	<b>M</b>	<b>13</b>	<b>313</b>	<b>61</b>	<b>675</b>	<b>69</b>	<b>1,124</b>
<b>Grand Total</b>		<b>18</b>	<b>410</b>	<b>99</b>	<b>1,028</b>	<b>116</b>	<b>1,575</b>

## ARRESTS BY AGENCY

Offense Category	Sex	Androscoggin County						Aroostook County					
		Liverm. F. PD		Lisbon PD		Mechanic F. PD		Sabattus PD		Aroostook SO		Caribou PD	
		Juv.	Adult	Juv.	Adult	Juv.	Adult	Juv.	Adult	Juv.	Adult	Juv.	Adult
Murder & Non-negligent Manslaughter	F												
	M												
Manslaughter by Negligence	F												
	M												
Rape	F												
	M	1	2										
Robbery	F												
	M												2
Aggravated Assault	F		1							2			1
	M		3		2		2			3			5
Burglary, Breaking & Entering	F									1			1
	M									8			9
Larceny-Theft (except Auto Theft)	F		1		1		1		2	5			15
	M		9		6		3		2	14		9	44
Motor Vehicle Theft	F												
	M									1			6
Other Assaults	F		4		1		9		2	1			11
	M	1	13		1		14		2	1		22	7
						1	9		4				22
Arson	F												
	M												
Forgery & Counterfeiting	F		1				1		1				1
	M		4										
Fraud	F												
	M				1								
Embezzlement	F												
	M								1				2
Stolen Property: Buying, Receiving, Possessing	F												
	M												
Vandalism	F		1		1		2						1
	M		5		2		2		3				2
									1				12
Weapons: Carrying, Possessing, etc.	F												1
	M												3
Prostitution & Commercialized Vice	F												
	M												
Sex Offenses	F												
	M	1								1			2
													2
Drug Abuse Violations	F						4		2	1	4		7
	M		4		2		5		1		11		6
													18
Gambling	F												
	M												
Offenses Against Family & Children	F		1				1		2				1
	M									2			16
Driving Under the Influence	F		2			6		6		20	9		9
	M		8			13		11		19	15		2
													21
Liquor Laws	F	1						2		1	3		2
	M	1				2		9		3	1		9
													1
Drunkenness	F												
	M												2
Disorderly Conduct	F					1		1					2
	M		1			2		4		1			1
											1		6
All Other Offenses (Except Traffic)	F		14		4	20		18	2	2	68		1
	M		36		4	49		39	3	33	212		9
													169
Human Trafficking	F												
	M												
Curfew & Loitering	F												
	M												
Runaways	F												
	M												
<b>Total</b>	<b>F</b>	<b>1</b>	<b>25</b>	<b>6</b>	<b>39</b>	<b>0</b>	<b>40</b>	<b>6</b>	<b>51</b>	<b>5</b>	<b>98</b>	<b>2</b>	<b>119</b>
	<b>M</b>	<b>4</b>	<b>85</b>	<b>9</b>	<b>96</b>	<b>1</b>	<b>81</b>	<b>8</b>	<b>66</b>	<b>10</b>	<b>290</b>	<b>50</b>	<b>338</b>
<b>Grand Total</b>		<b>5</b>	<b>110</b>	<b>15</b>	<b>135</b>	<b>1</b>	<b>121</b>	<b>14</b>	<b>117</b>	<b>15</b>	<b>388</b>	<b>52</b>	<b>457</b>

Aroostook County

Ft. Fairfield PD		Fort Kent PD		Houlton PD		M'waska PD		Presque Isle PD		Van Buren PD		Ashland PD		Limestone PD	
Juv.	Adult	Juv.	Adult	Juv.	Adult	Juv.	Adult	Juv.	Adult	Juv.	Adult	Juv.	Adult	Juv.	Adult
	1				1										
									2						
					4				4						1
					12				2 19		2				1
	1				2				9				2		1
	2				4 5										
	2		1		4 36		1		1 43						
			2		7 22		9		2 56		1				1
	3				4		1		4 1		1				1
	1		1		9 27		4		33		4				2
	1		5		11 39		1 17		69		8				1 1
									1						
	1				1				1						
					2				8		2				
					6		1		5		1				
					2										
											1				
					1 3				2		1				
					4 7		3		1 13		3				
	1				1				1						
					3				1						
					2 1		1								
	1		1		1 15				1 23		1				2
	8		1		7 36		1		1 47		15				4
	2				4				2						
	6		10		2 15		10		1 37		2				3
					5 4										
			1		1 3		4								
					3 4				7		2				
					6				2		6				
	6		1		6 40		2 7		2 72		8			7	
	45		6		7 109		18		4 156		14			14	
0	14	1	3	29	143	2	14	4	210	0	19	0	9	0	6
0	67	2	31	45	271	1	67	11	430	0	53	0	14	1	11
0	81	3	34	74	414	3	81	15	640	0	72	0	23	1	17

## ARRESTS BY AGENCY

Offense Category	Sex	Aroostook Cty		Cumberland County										
		Washburn PD		Cumberland SO		Brunswick PD		Cape Eliz. PD		Falmouth PD		Gorham PD		
		Juv.	Adult	Juv.	Adult	Juv.	Adult	Juv.	Adult	Juv.	Adult	Juv.	Adult	
Murder & Non-negligent Manslaughter	F													
	M													
Manslaughter by Negligence	F													
	M													
Rape	F													
	M				2									
Robbery	F				1									
	M				2		1							
Aggravated Assault	F				3									
	M			1	12		3				2			6
Burglary, Breaking & Entering	F			1	5									
	M		1	2	18	2	1				1	2	1	
Larceny-Theft (except Auto Theft)	F				17	5	111				11	4	13	
	M		1	3	43	14	72				6	11	17	
Motor Vehicle Theft	F		1		4		1							2
	M		1		4		1							
Other Assaults	F		1	3	28	1	20			1	1			12
	M		4	10	71	5	57		6	2	6	3		28
Arson	F													
	M												1	
Forgery & Counterfeiting	F				1									
	M				2		2		1					
Fraud	F				1		1				1			2
	M				8		4		2					
Embezzlement	F				2									1
	M				3									1
Stolen Property: Buying, Receiving, Possessing	F													
	M													
Vandalism	F				3		2							
	M		1	3	17	4	7				1			7
Weapons: Carrying, Possessing, etc.	F													
	M				1									
Prostitution & Commercialized Vice	F													
	M											1		2
Sex Offenses	F													
	M			4	18		5							5
Drug Abuse Violations	F		1	1	12	2	17					4		9
	M			6	35	1	34	2	4		1	7		25
Gambling	F													
	M													
Offenses Against Family & Children	F													4
	M		3				2							2
Driving Under the Influence	F				49		53		6		7	1		26
	M		1	1	140		112		8		15			42
Liquor Laws	F					5	12		1			4		6
	M			2	5	8	41					3		10
Drunkenness	F													
	M													
Disorderly Conduct	F			2	5		9							2
	M		2	5	10		29				1	2		7
All Other Offenses (Except Traffic)	F		8		76	5	91	1	4		10	1		29
	M		16	16	247	12	179		10		9	13		79
Human Trafficking	F													
	M													
Curfew & Loitering	F													
	M													
Runaways	F			14										
	M			7										
<b>Total</b>	<b>F</b>	<b>0</b>	<b>11</b>	<b>21</b>	<b>207</b>	<b>18</b>	<b>317</b>	<b>1</b>	<b>11</b>	<b>1</b>	<b>30</b>	<b>15</b>	<b>106</b>	
	<b>M</b>	<b>0</b>	<b>30</b>	<b>60</b>	<b>638</b>	<b>46</b>	<b>550</b>	<b>2</b>	<b>31</b>	<b>2</b>	<b>42</b>	<b>43</b>	<b>232</b>	
<b>Grand Total</b>		<b>0</b>	<b>41</b>	<b>81</b>	<b>845</b>	<b>64</b>	<b>867</b>	<b>3</b>	<b>42</b>	<b>3</b>	<b>72</b>	<b>58</b>	<b>338</b>	



Cumberland County															
Portland PD		S. Portland PD		Scarboro' PD		Westbrook PD		Bridgton PD		Cumb'd PD		Freeport PD		Yarmouth PD	
Juv.	Adult	Juv.	Adult	Juv.	Adult	Juv.	Adult	Juv.	Adult	Juv.	Adult	Juv.	Adult	Juv.	Adult
2															
3			1				1		2				1		
8		2	3				1								1
		1	1				1		1						1
2	36		11		6	2	6		2						
3							2								
2	37		2		1	2	13		1						
3	44	32	60	2	48	2	21		4		1	3	21		1
9	110	33	57	7	48	2	28		4		1	2	16		2
4	2						1		1						
	10		2		1		3				1				
4	91	3	12	1	11	11	19		1	4		1			1
10	223	8	44	2	30	14	57			12		6	5	6	3
							1								
1			1												
2					3		1				1				
2			1		4		2					2		2	
3			4		3		3					3		2	2
			1		1		1								
1		6													
1															
1	9		2												
7			1		1	1							1		
5	55	2	9	2	4	7	9	2	1						
8			2		1										
					3		6								
							10								
			8				4								
1															
1			3		1		4		3		1		1		
1	65		6		9	2	35		2			1		2	1
	205	4	14	1	16	5	73	1	1	2	3	1	1	6	3
							1								
1			1		1		1								
2															
49			40		26		32		7		17		9		7
106			105		44		76		33		36	1	26	1	9
15		1	2	1	1	1	2		1	4	3		3	1	6
1	163	4	20	2	2	2	1	2	6	6	15	1	1	5	18
			3												
10			6		1	3	4		3		1				
77			8			6	17		2				1		
6	231	7	25	2	34	2	106		13		6	1	13		9
13	890	13	77	3	70	12	250		11		20	2	32		18
14	523	44	157	6	140	22	238	2	35	4	30	5	51	5	26
47	1,953	72	375	17	230	52	554	5	78	8	83	12	88	14	56
61	2,476	116	532	23	370	74	792	7	113	12	113	17	139	19	82

## ARRESTS BY AGENCY

Offense Category	Sex	Cumberland County				Franklin SO		Franklin County				Wilton PD	
		Windham PD		USM PD		Juv.	Adult	Juv.	Adult	Juv.	Adult	Juv.	Adult
Murder & Non-negligent Manslaughter	F												
	M												
Manslaughter by Negligence	F												
	M												
Rape	F												
	M						2						1
Robbery	F												
	M		3										
Aggravated Assault	F		1								1		
	M		5		1		3		3		2		5
Burglary, Breaking & Entering	F		2										
	M	1	1				1		2				1
Larceny-Theft (except Auto Theft)	F	1	29				3	2	19	1			2
	M	5	24		1		2	1	10		2		3
Motor Vehicle Theft	F		2				1				1		
	M		1								1		
Other Assaults	F	1	4		1	2	9	2	10	1	7		2
	M	1	21		2	3	28	5	22	1	17		10
Arson	F												
	M												
Forgery & Counterfeiting	F						1		1				1
	M						1						
Fraud	F		2				1		3				3
	M		1				2		2				
Embezzlement	F								1				
	M								1				
Stolen Property: Buying, Receiving, Possessing	F												
	M							1	1				1
Vandalism	F		2				3		2		2		
	M		4		1	2	4	3	5	1	6		2
Weapons: Carrying, Possessing, etc.	F												1
	M		1				2	1				1	3
Prostitution & Commercialized Vice	F		1										
	M		1										
Sex Offenses	F												
	M						3				1		
Drug Abuse Violations	F	1	2		2		1	3	5		5		
	M	4	12		5		13	4	1	2	5		4
Gambling	F												
	M												
Offenses Against Family & Children	F		1										
	M		2										
Driving Under the Influence	F		10		1		8		22		4		4
	M		33				26	2	64		19		14
Liquor Laws	F	1	1		1			1	11				1
	M	2	2		3			4	10		1		1
Drunkenness	F												
	M												
Disorderly Conduct	F		1								1		1
	M		4		1				1		1		
All Other Offenses (Except Traffic)	F		27				36		35		8		7
	M	2	49		7	4	109	5	97	2	33		18
Human Trafficking	F												
	M												
Curfew & Loitering	F												
	M												
Runaways	F	1								1			
	M									1			
<b>Total</b>	<b>F</b>	<b>5</b>	<b>85</b>	<b>0</b>	<b>5</b>	<b>2</b>	<b>63</b>	<b>8</b>	<b>109</b>	<b>3</b>	<b>29</b>	<b>1</b>	<b>22</b>
	<b>M</b>	<b>15</b>	<b>164</b>	<b>0</b>	<b>21</b>	<b>9</b>	<b>196</b>	<b>26</b>	<b>219</b>	<b>7</b>	<b>88</b>	<b>1</b>	<b>63</b>
<b>Grand Total</b>		<b>20</b>	<b>249</b>	<b>0</b>	<b>26</b>	<b>11</b>	<b>259</b>	<b>34</b>	<b>328</b>	<b>10</b>	<b>117</b>	<b>2</b>	<b>85</b>



## ARRESTS BY AGENCY

Offense Category	Sex	Hancock County				Kennebec County							
		Gouldsboro PD		Winter H'r PD		Kennebec SO		Augusta PD		Gardiner PD		Hallowell PD	
		Juv.	Adult	Juv.	Adult	Juv.	Adult	Juv.	Adult	Juv.	Adult	Juv.	Adult
Murder & Non-negligent Manslaughter	F												
	M												
Manslaughter by Negligence	F												
	M												
Rape	F												
	M					1		2					
Robbery	F												1
	M					1		8					1
Aggravated Assault	F						1	2					1
	M					1	8	4		2			1
Burglary, Breaking & Entering	F							1					1
	M					2		1	11		1		
Larceny-Theft (except Auto Theft)	F					3	5	3	110	2	15		
	M					1	14	9	80	3	14		1
Motor Vehicle Theft	F						1						
	M							2					
Other Assaults	F		1			4	9	4	45		2		1
	M		2		1	5	45	6	110		9		8
Arson	F												
	M							1					
Forgery & Counterfeiting	F						1	1					
	M					2		2					
Fraud	F						3	15					
	M						6	10					
Embezzlement	F						1	1					
	M						1	2					
Stolen Property: Buying, Receiving, Possessing	F							2					
	M						1						
Vandalism	F		1			2		3	7				2
	M		1			8	4	8	19	1	1		1
Weapons: Carrying, Possessing, etc.	F												
	M						1	3					
Prostitution & Commercialized Vice	F												
	M												
Sex Offenses	F												
	M						3	3			1		
Drug Abuse Violations	F					1	9	4	17		9		
	M		1			1	15	3	28	1	10		3
Gambling	F												
	M							1					
Offenses Against Family & Children	F								1				
	M												
Driving Under the Influence	F		1				11		21		14		9
	M		2		3	1	36		48		35		26
Liquor Laws	F		1				2	7	2	1	1		
	M		2			2	5	12	13		1		2
Drunkenness	F												
	M												
Disorderly Conduct	F						2		10		2		
	M		1				3	1	24		9		2
All Other Offenses (Except Traffic)	F		3		2	2	69	6	108	1	39		9
	M		5		4	2	173	6	188	4	90		20
Human Trafficking	F												
	M												
Curfew & Loitering	F												
	M												
Runaways	F												
	M												
<b>Total</b>	<b>F</b>	<b>1</b>	<b>6</b>	<b>0</b>	<b>2</b>	<b>12</b>	<b>114</b>	<b>28</b>	<b>342</b>	<b>4</b>	<b>82</b>	<b>0</b>	<b>24</b>
	<b>M</b>	<b>2</b>	<b>12</b>	<b>0</b>	<b>8</b>	<b>23</b>	<b>319</b>	<b>46</b>	<b>559</b>	<b>9</b>	<b>173</b>	<b>0</b>	<b>65</b>
<b>Grand Total</b>		<b>3</b>	<b>18</b>	<b>0</b>	<b>10</b>	<b>35</b>	<b>433</b>	<b>74</b>	<b>901</b>	<b>13</b>	<b>255</b>	<b>0</b>	<b>89</b>

Kennebec County															
Waterville PD		Oakland PD		Monmouth PD		Winslow PD		Winthrop PD		Capitol Police		Clinton PD		Knox Cty Knox SO	
Juv.	Adult	Juv.	Adult	Juv.	Adult	Juv.	Adult	Juv.	Adult	Juv.	Adult	Juv.	Adult	Juv.	Adult
							1						1		
							1								
	3								1			1	1		4
	9		1												14
	13	5	3		1		1	1	7					2	5
2	109		1		1		6	5		2				2	7
3	78	3	5		2		6	5	3	3			1		12
			1					1						1	1
	1														4
3	34	1	3		1		2	10		3		2	6	2	15
9	73	4	10		3		4	12	3	5		5	2	10	33
	1							1							
	1							1		1					
	20	1						2							1
	24							5		1					2
6	6	1												3	1
6	27				1		1	5	3	1				2	12
	5							1		1					
														1	2
	32							4		1					8
1	45	4					2	10	4	1			1		16
								1							
	1		1												5
	92		7		5			22		5			8	1	11
1	163		15		6			50		11			23		30
12	20						1	3						1	2
2	52		3		1		6	3		1			2	5	4
	5		1							1			1		3
	15	2	3							1			2		7
3	125	1	8		9			26		2		1	1	17	24
10	318	5	27		37		9	87	4	23		1	1	31	121
20	448	4	22	0	16	3	75	0	14	0	1	3	32	10	77
33	824	23	67	0	51	29	183	24	50	0	7	4	72	11	267
53	1,272	27	89	0	67	32	258	24	64	0	8	7	104	21	344

## ARRESTS BY AGENCY

Offense Category	Sex	Knox County						Lincoln County					
		Camden PD		Rockland PD		Thomaston PD		Rockport PD		Lincoln SO		Boothbay H. PD	
		Juv.	Adult	Juv.	Adult	Juv.	Adult	Juv.	Adult	Juv.	Adult	Juv.	Adult
Murder & Non-negligent Manslaughter	F												
	M												
Manslaughter by Negligence	F												
	M												
Rape	F												
	M									1	1		
Robbery	F												
	M											1	
Aggravated Assault	F				1						1		
	M				2			1			2		1
Burglary, Breaking & Entering	F										2		
	M				1		2			2	9		
Larceny-Theft (except Auto Theft)	F	2		1	7			2		1	6		2
	M		2	3	12		4	3		5	4		1
Motor Vehicle Theft	F				1								2
	M				3					1	1		
Other Assaults	F		1	1	11		1	1			12		
	M			1	21		6	4			36		4
Arson	F												
	M												
Forgery & Counterfeiting	F												
	M												
Fraud	F												
	M										4		
Embezzlement	F												
	M												
Stolen Property: Buying, Receiving, Possessing	F												
	M				1								
Vandalism	F				2						5		
	M				6						7		1
Weapons: Carrying, Possessing, etc.	F												
	M				1						3		
Prostitution & Commercialized Vice	F												
	M												
Sex Offenses	F												
	M				2					1	3		
Drug Abuse Violations	F		1		9		1	1		1	1		4
	M				15		3	1		2	9	1	1
Gambling	F												
	M												
Offenses Against Family & Children	F				2								
	M				2		1				2		
Driving Under the Influence	F		2		11			4			19		4
	M		9		35		7	8			37		11
Liquor Laws	F			2						2	9		3
	M		1	2	2			3		8	27		1
Drunkenness	F												
	M												
Disorderly Conduct	F				6						1		
	M		1		19					1	4		
All Other Offenses (Except Traffic)	F		3		19		2	1			37		6
	M		6		62		16	1			124		18
Human Trafficking	F												
	M												
Curfew & Loitering	F												
	M												
Runaways	F												
	M												
<b>Total</b>	<b>F</b>	<b>2</b>	<b>7</b>	<b>4</b>	<b>69</b>	<b>0</b>	<b>4</b>	<b>0</b>	<b>9</b>	<b>4</b>	<b>93</b>	<b>5</b>	<b>16</b>
	<b>M</b>	<b>0</b>	<b>19</b>	<b>6</b>	<b>184</b>	<b>0</b>	<b>39</b>	<b>0</b>	<b>21</b>	<b>21</b>	<b>274</b>	<b>3</b>	<b>38</b>
<b>Grand Total</b>		<b>2</b>	<b>26</b>	<b>10</b>	<b>253</b>	<b>0</b>	<b>43</b>	<b>0</b>	<b>30</b>	<b>25</b>	<b>367</b>	<b>8</b>	<b>54</b>



## ARRESTS BY AGENCY

Offense Category	Sex	Oxford County				Penobscot County							
		Paris PD		Fryeburg PD		Oxford PD		Penobscot SO		Bangor PD		Brewer PD	
		Juv.	Adult	Juv.	Adult	Juv.	Adult	Juv.	Adult	Juv.	Adult	Juv.	Adult
Murder & Non-negligent Manslaughter	F												
	M		1								2		
Manslaughter by Negligence	F												
	M												
Rape	F							2					
	M							1			1		
Robbery	F								1		1		
	M								1		8		
Aggravated Assault	F										1		
	M		1						2		17		6
Burglary, Breaking & Entering	F										3		
	M		4	1			1		6		22	4	1
Larceny-Theft (except Auto Theft)	F		1		1		10	2	9	13	289	7	92
	M		1	1	3	4	24	5	20	8	267	3	120
Motor Vehicle Theft	F								2		1		1
	M								2		9	2	2
Other Assaults	F				6	1	3		14	5	103		8
	M		1	4	15		2	3	49	16	208	2	22
Arson	F												
	M									1	1		
Forgery & Counterfeiting	F								1		2		
	M								2		5		
Fraud	F				1				4	1	7		1
	M								6	1	10		
Embezzlement	F										1		
	M												
Stolen Property: Buying, Receiving, Possessing	F										1		
	M		1				1		1	1	8		
Vandalism	F				1				7	2	11		
	M				4			4	15	4	54		
Weapons: Carrying, Possessing, etc.	F												
	M						2		3	2	6		
Prostitution & Commercialized Vice	F												
	M										1		
Sex Offenses	F										2		
	M				2		2		1		20		
Drug Abuse Violations	F		4	1		2	5		10	3	89		20
	M		5	4	1		16	3	25		143	1	38
Gambling	F												
	M												
Offenses Against Family & Children	F								2		9		
	M								2		2		
Driving Under the Influence	F		2		7	1	3		9		39		10
	M		7		7		18		37		105		9
Liquor Laws	F						1		1	2	5		
	M			2	2		1		8	3	27		
Drunkenness	F												
	M												
Disorderly Conduct	F		1				4		6		40		1
	M		2				6		19		105		1
All Other Offenses (Except Traffic)	F		16		6		24		37		137		16
	M		33	1	15	3	70	1	124	6	345	4	88
Human Trafficking	F												
	M												
Curfew & Loitering	F												
	M												
Runaways	F												
	M												
<b>Total</b>	<b>F</b>	<b>0</b>	<b>24</b>	<b>1</b>	<b>22</b>	<b>4</b>	<b>50</b>	<b>4</b>	<b>103</b>	<b>26</b>	<b>741</b>	<b>7</b>	<b>149</b>
	<b>M</b>	<b>0</b>	<b>56</b>	<b>13</b>	<b>49</b>	<b>7</b>	<b>143</b>	<b>17</b>	<b>323</b>	<b>42</b>	<b>1,366</b>	<b>16</b>	<b>287</b>
<b>Grand Total</b>		<b>0</b>	<b>80</b>	<b>14</b>	<b>71</b>	<b>11</b>	<b>193</b>	<b>21</b>	<b>426</b>	<b>68</b>	<b>2,107</b>	<b>23</b>	<b>436</b>



Penobscot County															
Dexter PD		Lincoln PD		Old Town PD		Orono PD		Hampden PD		Millinocket PD		E. M'nocket PD		Newport PD	
Juv.	Adult	Juv.	Adult	Juv.	Adult	Juv.	Adult	Juv.	Adult	Juv.	Adult	Juv.	Adult	Juv.	Adult
															1
1		1													
1				2		1		1		2		1			
5		1		1	2					2		2	3	3	2
1		23		2		1		2		3		2			7
		18		1	7		13		5	2	15	2	8		8
3		1		1			1			1		1			1
1		1	2		4			2		7		2			3
5		1	11		23		16		1	1	14	1	4	1	9
			1				6								
						1	20			1					
															1
										2					4
					2										1
1				1		1									1
4		1		3		14				2	1	2	1		1
											1				
1											2				
					1					1					1
1		3		5	5	1	9	1				2	7	1	2
12		6		5	15	1	33	6		5		1	17	2	1
					2										
					3					2					
2		1		4		15		3		4		2			1
8		7		24		41		10		8		5			5
		1	2	1	4		21			1			1		
			7		7		73			3	3	3			1
					1					1					
5		1	1		8		6				4				1
1		2	7		10		16	1	1		5		8		8
1	15	1	18		49		53		6	3	28		25	4	12
0	7	4	38	1	35	1	69	0	9	2	20	2	22	1	23
1	60	5	71	8	145	2	271	1	29	11	91	11	65	10	48
1	67	9	109	9	180	3	340	1	38	13	111	13	87	11	71

## ARRESTS BY AGENCY

Offense Category	Sex	Penobscot County						Piscataquis County					
		Veazie PD		U. of Maine PD		Holden PD		Piscataquis SO		Dover-Foxc. PD		Milo PD	
		Juv.	Adult	Juv.	Adult	Juv.	Adult	Juv.	Adult	Juv.	Adult	Juv.	Adult
Murder & Non-negligent Manslaughter	F												
	M												
Manslaughter by Negligence	F												
	M												
Rape	F												
	M												
Robbery	F												
	M												
Aggravated Assault	F												
	M		1				2		1				
Burglary, Breaking & Entering	F							2					
	M							1	4				
Larceny-Theft (except Auto Theft)	F				1		1		4		1		
	M		1		2		1		10		1	3	
Motor Vehicle Theft	F												
	M							2					
Other Assaults	F				1				4		8		3
	M		4		1		2		1	24	14		8
Arson	F												
	M												
Forgery & Counterfeiting	F												
	M				1								
Fraud	F							1			1		
	M		1						2		2		
Embezzlement	F												
	M												
Stolen Property: Buying, Receiving, Possessing	F												
	M												
Vandalism	F										1		
	M				1						1		
Weapons: Carrying, Possessing, etc.	F												
	M								4		1		
Prostitution & Commercialized Vice	F												
	M												
Sex Offenses	F												
	M								1		1		
Drug Abuse Violations	F				10		3		1		1	1	
	M				38				4				
Gambling	F												
	M												
Offenses Against Family & Children	F												
	M												
Driving Under the Influence	F				1		4		1		4		
	M				2		9		17		10		3
Liquor Laws	F				7				1				
	M				35		3						
Drunkenness	F												
	M												
Disorderly Conduct	F								1				
	M				2		2		1		1		
All Other Offenses (Except Traffic)	F		1		1		1		15		2		3
	M		4		23		13		52		16		14
Human Trafficking	F												
	M												
Curfew & Loitering	F												
	M												
Runaways	F												
	M												
<b>Total</b>	<b>F</b>	<b>0</b>	<b>1</b>	<b>0</b>	<b>21</b>	<b>1</b>	<b>12</b>	<b>3</b>	<b>27</b>	<b>1</b>	<b>18</b>	<b>0</b>	<b>6</b>
	<b>M</b>	<b>0</b>	<b>11</b>	<b>0</b>	<b>105</b>	<b>0</b>	<b>32</b>	<b>4</b>	<b>120</b>	<b>1</b>	<b>49</b>	<b>0</b>	<b>25</b>
<b>Grand Total</b>		<b>0</b>	<b>12</b>	<b>0</b>	<b>126</b>	<b>1</b>	<b>44</b>	<b>7</b>	<b>147</b>	<b>2</b>	<b>67</b>	<b>0</b>	<b>31</b>



## ARRESTS BY AGENCY

Offense Category	Sex	Somerset County				Waldo County							
		Skowhegan PD		Pittsfield PD		Waldo SO		Belfast PD		Searsport PD		Islesboro PD	
		Juv.	Adult	Juv.	Adult	Juv.	Adult	Juv.	Adult	Juv.	Adult	Juv.	Adult
Murder & Non-negligent Manslaughter	F												
	M												
Manslaughter by Negligence	F												
	M												
Rape	F												
	M					1	1						
Robbery	F												
	M		1				1						
Aggravated Assault	F												
	M	2	7				8		3				
Burglary, Breaking & Entering	F						1						
	M		1				6				1		
Larceny-Theft (except Auto Theft)	F	5	14		3		4		1				
	M	8	26		8		5		5		1		
Motor Vehicle Theft	F												
	M	2	1										
Other Assaults	F	1	19	2	1	1	12		2		1		
	M	7	42	1	2	6	33		6		3		
Arson	F												
	M		1										
Forgery & Counterfeiting	F												
	M				1		1						
Fraud	F		4				2						
	M		7		1		3						
Embezzlement	F												
	M												
Stolen Property: Buying, Receiving, Possessing	F												
	M						3						
Vandalism	F	2	2				1						
	M	9	11		2	3	5						
Weapons: Carrying, Possessing, etc.	F												
	M						2						
Prostitution & Commercialized Vice	F												
	M												
Sex Offenses	F												
	M						5						
Drug Abuse Violations	F	1	4				4		2				
	M	9	2				8		2				
Gambling	F												
	M												
Offenses Against Family & Children	F						2						
	M						4						
Driving Under the Influence	F		13		3		13		9		2		
	M		21		8		55		35				1
Liquor Laws	F	1					2		3				
	M	3	5				4		12				
Drunkenness	F												
	M												
Disorderly Conduct	F	1	4				6		1				
	M	1	10		1	3	15		9				
All Other Offenses (Except Traffic)	F		24		2		21		3				
	M	4	82		15		58		19				
Human Trafficking	F												
	M												
Curfew & Loitering	F												
	M												
Runaways	F												
	M												
<b>Total</b>	<b>F</b>	<b>11</b>	<b>84</b>	<b>2</b>	<b>9</b>	<b>3</b>	<b>69</b>	<b>0</b>	<b>18</b>	<b>0</b>	<b>3</b>	<b>0</b>	<b>0</b>
	<b>M</b>	<b>45</b>	<b>217</b>	<b>1</b>	<b>38</b>	<b>17</b>	<b>225</b>	<b>0</b>	<b>79</b>	<b>0</b>	<b>5</b>	<b>0</b>	<b>1</b>
<b>Grand Total</b>		<b>56</b>	<b>301</b>	<b>3</b>	<b>47</b>	<b>20</b>	<b>294</b>	<b>0</b>	<b>97</b>	<b>0</b>	<b>8</b>	<b>0</b>	<b>1</b>

Washington SO		Calais PD		Washington County				York SO		York Cty.		Biddeford PD			
Juv.	Adult	Juv.	Adult	Eastport PD Juv.	Adult	Machias PD Juv.	Adult	Baileyville PD Juv.	Adult	Milbridge PD Juv.	Adult	Juv.	Adult	Juv.	Adult
			1		1		2						1		2
												1			1
												2		2	1
1	1				1							1			2
	8		3					2		1		9	1	25	
												2	3		2
	4		3		1							4	1	3	7
	6		7										12	6	92
1	8	1	11				2					7	20	6	82
	1		1												1
	6		4		1		1					4	12	13	53
	27		11		3					1		3	39	13	118
													1		4
	2												1		5
															10
														1	5
													1		
													2		4
1		1										1	6	2	6
	19		8				2					6	3	6	20
													1		1
	7		1										4		5
			1									1	1	2	4
6		7						2				2	12	6	12
	5		10									9	34	8	17
6		1													
	1		4							1			2		
9		4		1		1		1					20		54
	27		11		3		2		5				64		79
												3	5	8	18
	3							1				1	8	2	30
1		2		1									2		2
	9		6		5				1				5		21
38		16		3		2		2					73	6	86
	97		67		7		1		1		6	7	187	6	201
1	74	0	42	0	7	0	4	0	5	0	0	12	150	41	343
1	218	1	138	0	20	2	7	0	10	0	9	38	383	50	627
2	292	1	180	0	27	2	11	0	15	0	9	50	533	91	970

## ARRESTS BY AGENCY

Offense Category	Sex	York County											
		Kittery PD		OOB PD		Saco PD		Sanford PD		Berwick PD		Eliot PD	
		Juv.	Adult	Juv.	Adult	Juv.	Adult	Juv.	Adult	Juv.	Adult	Juv.	Adult
Murder & Non-negligent Manslaughter	F												
	M												
Manslaughter by Negligence	F												
	M												
Rape	F												
	M	1						2					
Robbery	F								1				
	M				2		1				2		
Aggravated Assault	F				4				1				
	M				7	1	4		9		3		2
Burglary, Breaking & Entering	F								1				
	M		1		1				1				
Larceny-Theft (except Auto Theft)	F	1	10		2		24	4	39		2		
	M	7	7		6		21	2	41				1
Motor Vehicle Theft	F				1		2						
	M						2		3				
Other Assaults	F		3	1	18	9	12	5	39	3	6		1
	M	6	15		49	14	32	11	56		11	1	6
Arson	F												
	M												
Forgery & Counterfeiting	F						3		1				
	M								2		1		
Fraud	F		1		4	1			1		1		
	M		4		3		2	1	2				1
Embezzlement	F												
	M												
Stolen Property: Buying, Receiving, Possessing	F	2	3										1
	M	2	3										
Vandalism	F		2		2		2	1	2				
	M		1	1	4	9	12	2	15		1		1
Weapons: Carrying, Possessing, etc.	F												
	M										1		
Prostitution & Commercialized Vice	F												
	M												
Sex Offenses	F												
	M				2			1	2				1
Drug Abuse Violations	F	2	2	5	11	1	6	4	5	1	14		1
	M	6	8	3	27		9	6	7	2	23	1	4
Gambling	F												
	M												
Offenses Against Family & Children	F				2		1						
	M		1		1		4						
Driving Under the Influence	F		10	1	13		39		15		11		13
	M		28		22		74	1	28		14		23
Liquor Laws	F	1		4	45	1		2	1		1		
	M	2	7	6	109		2	1			1	1	
Drunkenness	F												
	M				1				1				
Disorderly Conduct	F		5		3			2	1		1		
	M		8		29	1	3	11	6	1	2		2
All Other Offenses (Except Traffic)	F		19	2	40		83	1	104	1	55		9
	M	4	69	5	137	4	160	7	218	2	87		23
Human Trafficking	F												
	M						1						
Curfew & Loitering	F												
	M												
Runaways	F			1									
	M												
<b>Total</b>	<b>F</b>	<b>6</b>	<b>55</b>	<b>14</b>	<b>145</b>	<b>12</b>	<b>172</b>	<b>19</b>	<b>211</b>	<b>5</b>	<b>91</b>	<b>0</b>	<b>25</b>
	<b>M</b>	<b>28</b>	<b>152</b>	<b>15</b>	<b>400</b>	<b>29</b>	<b>327</b>	<b>45</b>	<b>391</b>	<b>5</b>	<b>146</b>	<b>3</b>	<b>64</b>
<b>Grand Total</b>		<b>34</b>	<b>207</b>	<b>29</b>	<b>545</b>	<b>41</b>	<b>499</b>	<b>64</b>	<b>602</b>	<b>10</b>	<b>237</b>	<b>3</b>	<b>89</b>

York County																	
Kennebunk PD		K'bunkport PD		N. Berwick PD		Ogunquit PD		S. Berwick PD		Wells PD		York PD		Buxton PD			
Juv.	Adult	Juv.	Adult	Juv.	Adult	Juv.	Adult	Juv.	Adult	Juv.	Adult	Juv.	Adult	Juv.	Adult		
											1						
													1				
			1		1				1		5		2	1	3		
			1								1						
	4				2		5		1		5	1	6		5		
	7		1				1				6		3	1	7		
					1				1								
					1				1				1		1		
1	5		1		3				1	4		9	4	6	4		
1	12		8		4	16		5	1	13	1	20	5	20	6	24	
														1			
														1			
								1						1		1	
			1						1							1	
	2				2							3					
									1			1					
	1								1			1				1	
	3		1		2	1		2		5	2	1		6	4	3	
					1									2		1	
						1											
			1											4		1	
2			2		2	1			1	3		2	1	9	2	5	
1	5		2		10	10		2	5	9		8	3	13	1	6	
	10		2			5		5		2		27		48		13	
	31		11			12		11		8		43		85		25	
3	3				2			3		1	2		1	4	2	5	3
7	7							1	1					1	7	5	7
	1					1								2			3
						1		5		2		2		1	6		5
1	18		1		3	22		3		1	10	5	14		36	2	17
2	39		11		4	49		10			20	2	66	1	54	1	47
														1			
7	42	0	8	10	34		3	13	5	25	5	61	7	109	15	53	
11	106	1	35	21	92		1	38	7	58	5	154	11	206	20	130	
18	148	1	43	31	126		4	51	12	83	10	215	18	315	35	183	

## ARRESTS BY AGENCY

Offense Category	Sex	County Totals											
		Androscoggin		Aroostook		Cumberland		Franklin		Hancock		Kennebec	
		Juv.	Adult	Juv.	Adult	Juv.	Adult	Juv.	Adult	Juv.	Adult	Juv.	Adult
Murder & Non-negligent Manslaughter	F												
	M		1				2						
Manslaughter by Negligence	F												
	M												
Rape	F										1		
	M	3	4		2		10		3		3	1	5
Robbery	F	3	1				2						1
	M	2	8		4	2	19						11
Aggravated Assault	F	1	7		12	1	7		1		2		7
	M	2	38	2	42	5	90		13		6	2	27
Burglary, Breaking & Entering	F		2		7	1	12				3	1	3
	M	9	32	4	35	11	76		4		18	16	30
Larceny-Theft (except Auto Theft)	F	17	156	5	103	52	381	3	24		59	10	247
	M	31	188	18	150	86	429	2	20	9	78	28	203
Motor Vehicle Theft	F	4	3		7	1	13		2	1			3
	M	5	6		17	4	22		1		8		3
Other Assaults	F	31	96	10	90	26	207	5	30	5	36	16	114
	M	33	246	21	188	60	572	10	79	12	95	33	290
Arson	F												
	M	3			1	1	1						1
Forgery & Counterfeiting	F		9		4		3		3		1		4
	M		21		1		12		1		4		7
Fraud	F		14		12	2	18		7		13	1	40
	M		21		13	2	33		6		9		46
Embezzlement	F		7				6		1				2
	M		5		2	6	5		1				3
Stolen Property: Buying, Receiving, Possessing	F	1	2				1						2
	M		17		3	1	11	1	2		1		1
Vandalism	F	3	10	2	9	1	17		7	1	3	6	15
	M	23	48	7	39	25	115	6	18	3	22	27	59
Weapons: Carrying, Possessing, etc.	F		1		3				1				
	M		7	1	8		19	2	5				11
Prostitution & Commercialized Vice	F		1				14						
	M		8			1	17						
Sex Offenses	F		1				1						
	M	4	6	5	4	4	42		4		4		7
Drug Abuse Violations	F	5	64	4	54	14	160	3	12	2	19	5	72
	M	15	134	15	140	40	432	6	25	3	49	16	113
Gambling	F						1						
	M												2
Offenses Against Family & Children	F		11		1		9				3		3
	M		4		21		8				3		
Driving Under the Influence	F		86		38	1	339		41		60		194
	M		197	6	120	3	785	2	141		128	2	414
Liquor Laws	F	10	30	6	9	18	54	1	13	12	15	21	28
	M	4	73	13	10	38	287	5	13	9	38	22	83
Drunkenness	F		1										
	M		1	2			3						
Disorderly Conduct	F	4	40	3	15	6	42	1	2	1	6		22
	M	5	125	1	43	13	157		3		32	3	59
All Other Offenses (Except Traffic)	F	24	514	13	282	25	674		91		110	14	413
	M	26	1,250	25	759	86	1,948	12	265	5	275	41	995
Human Trafficking	F												
	M												
Curfew & Loitering	F												
	M												
Runaways	F					15		1					
	M					7		1					
<b>Total</b>	<b>F</b>	<b>103</b>	<b>1,056</b>	<b>43</b>	<b>646</b>	<b>163</b>	<b>1,961</b>	<b>14</b>	<b>235</b>	<b>22</b>	<b>331</b>	<b>74</b>	<b>1,170</b>
	<b>M</b>	<b>165</b>	<b>2,440</b>	<b>120</b>	<b>1,602</b>	<b>395</b>	<b>5,095</b>	<b>47</b>	<b>604</b>	<b>41</b>	<b>773</b>	<b>191</b>	<b>2,370</b>
<b>Grand Total</b>		<b>268</b>	<b>3,496</b>	<b>163</b>	<b>2,248</b>	<b>558</b>	<b>7,056</b>	<b>61</b>	<b>839</b>	<b>63</b>	<b>1,104</b>	<b>265</b>	<b>3,540</b>



County Totals															
Knox		Lincoln		Oxford		Penobscot		Piscataquis		Sagadahoc		Somerset		Waldo	
Juv.	Adult	Juv.	Adult	Juv.	Adult	Juv.	Adult	Juv.	Adult	Juv.	Adult	Juv.	Adult	Juv.	Adult
				1			2								
							2								
		1	1	1			1	2			2		1	1	1
			1				3						1		1
			1				10						1		1
5			1				3			1	1		2		
17		1	4			10	35		1		9	3	19		11
			2				3		2		2		2		1
2	8	3	11	2	17	10	44	1	4	1	6	3	13	3	7
5	16	1	26	1	25	22	432		5	6	14	6	25		5
3	33	7	33	10	65	21	486	1	16	5	24	16	54		11
1	2	2			1		4		4				1		
	7	1	3				4	20		2			6	2	8
3	29	3	21	4	18	6	147		15	1	14	9	52	1	15
2	64	7	75	5	47	25	369	2	47		63	45	158	6	42
							1	1			2		1		
							9						1		
							1	30					1		1
1			6		1	1	13	1	1		2		5		2
2			12		1	1	23		4				13		3
							1								
							2								
1				2		1	12				2				3
3	3		7	1		2	21		1		5	3	3		1
2	18	1	13	4		13	94	1		2	8	32	29	3	5
							1								
			3		3	2	12		5		2		6		2
					1										
					7		1								
1	4	1	3		12		2		2		4		2		5
							24								
	20	2	7	3	20	7	160	1	3	1	7	2	22		6
	35	6	22	4	76	13	339		6	5	10	14	28		10
			1				13						2		2
			2		1		9				1		1		4
1	28		30	2	38		95		5	1	51	1	51		24
	89	1	95		104		270		31		118		107		91
3	2	5	9		3	5	41		1	6	9	2	2	2	3
7	10	10	33	2	11	9	164			15	20	3	7	4	12
													1		
9			2		20	1	48		1		18	1	13		7
	27	1	9	1	36	1	154	1	2	1	21	2	30	3	24
	49		79	1	114	3	252		21	2	162	3	142		24
	206	6	249	8	413	21	803		83	11	383	13	360		77
				3											
16	166	13	191	11	249	49	1,250	4	53	18	285	27	324	3	90
17	530	46	569	35	811	124	2,904	7	202	42	679	133	839	17	310
33	696	59	760	46	1,060	173	4,154	11	255	60	964	160	1,163	20	400

## ARRESTS BY AGENCY

Offense Category	Sex	County Totals				Statewide Agencies						State Totals	
		Washington Juv.	Adult	York Juv.	Adult	Fire Marshal Juv.	Adult	MDEA Juv.	Adult	State Police Juv.	Adult	Maine Juv.	Adult
Murder & Non-negligent Manslaughter	F									1		1	
	M									3		9	
Manslaughter by Negligence	F												
	M									1		1	
Rape	F										2	1	
	M		4	3	4					8	10	51	
Robbery	F									2	3	12	
	M			2	9					8	6	72	
Aggravated Assault	F	1	2		9					1	5	65	
	M		14	3	71		1			1	26	434	
Burglary, Breaking & Entering	F			2	8					2	6	53	
	M		8	7	11	1	2			5	38	364	
Larceny-Theft (except Auto Theft)	F		13	12	209					1	36	1,776	
	M	2	21	23	203					10	71	2,085	
Motor Vehicle Theft	F			1	4					1	1	41	
	M		2	1	9					3	12	124	
Other Assaults	F		12	46	171					10	89	1,156	
	M		42	66	444			1		16	292	3,114	
Arson	F				1	1	5				1	6	
	M				1	8	16				15	22	
Forgery & Counterfeiting	F				10					2		46	
	M		2		12			1		6	1	99	
Fraud	F			1	20					8	6	163	
	M			2	24		2			16	5	228	
Embezzlement	F				2							19	
	M										6	16	
Stolen Property: Buying, Receiving, Possessing	F			2	5					3	3	15	
	M			2	9			1		1	10	75	
Vandalism	F		2	4	25		1			2	7	138	
	M	2	27	32	78	1				4	46	624	
Weapons: Carrying, Possessing, etc.	F				2							8	
	M		8	2	12			2		16	7	122	
Prostitution & Commercialized Vice	F				1							17	
	M										1	33	
Sex Offenses	F									1	1	4	
	M		1	5	15					2	5	144	
Drug Abuse Violations	F		15	29	85			140		3	177	1,043	
	M		15	55	184			320		7	353	2,291	
Gambling	F											1	
	M											2	
Offenses Against Family & Children	F		7		3					4		61	
	M		6		8					5		81	
Driving Under the Influence	F		16	1	287					187	7	1,570	
	M		48	1	558					4	559	3,855	
Liquor Laws	F			37	81					9	128	309	
	M		4	27	179					2	25	969	
Drunkenness	F											2	
	M				2						2	6	
Disorderly Conduct	F		4	2	21					10	19	280	
	M		21	14	97		1			1	36	877	
All Other Offenses (Except Traffic)	F		61	22	590					13	108	3,767	
	M		179	45	1,378					17	6	10,152	
Human Trafficking	F												
	M												
Curfew & Loitering	F											3	
	M												
Runaways	F			2								18	
	M											8	
<b>Total</b>	F	1	132	161	1,537	1	6	0	153	20	719	743	10,554
	M	4	402	290	3,308	10	22	0	342	62	2,048	1,746	25,850
<b>Grand Total</b>		5	534	451	4,845	11	28	0	495	82	2,767	2,489	36,404

***Number of Persons Arrested by Age Category — 2019***

<b>Age</b>	<b>Number of Persons Arrested</b>	<b>Percent Distribution</b>	<b>Cumulative Percent</b>
<b>Juveniles</b>			
Under 10	13	< 0.1%	< 0.1%
10–12	182	0.5%	0.5%
13–14	621	1.6%	2.1%
15	441	1.1%	3.2%
16	571	1.5%	4.7%
17	661	1.7%	6.4%
<b>Total Juveniles</b>	<b>2,489</b>	<b>6.4%</b>	
<b>Adults</b>			
18	1,045	2.7%	9.1%
19	1,061	2.7%	11.8%
20	1,036	2.7%	14.5%
21	1,005	2.6%	17.1%
22	992	2.6%	19.6%
23	970	2.5%	22.1%
24	994	2.6%	24.7%
25–29	5,988	15.4%	40.1%
30–34	6,288	16.2%	56.2%
35–39	5,299	13.6%	69.9%
40–44	3,357	8.6%	78.5%
45–49	2,598	6.7%	85.2%
50–54	2,288	5.9%	91.0%
55–59	1,741	4.5%	95.5%
60–64	931	2.4%	97.9%
65 and over	811	2.1%	100.0%
<b>Total Adults</b>	<b>36,404</b>	<b>93.6%</b>	
<b>GRAND TOTAL — ARRESTS</b>	<b>38,893</b>	<b>100.0%</b>	

See explanation of juvenile arrest procedure on page 46.  
(Cumulative percentage may not total 100% because of rounding.)

*Total State Arrests 2019 (by Age and Sex)*

<b>Classification of Offenses</b>	<b>Sex</b>	<b>Under 10</b>	<b>10-12</b>	<b>13-14</b>	<b>15</b>	<b>16</b>	<b>17</b>	<b>Total &lt;18</b>
Murder and Non-negligent Manslaughter	F	—	—	—	—	—	—	0
	M	—	—	—	—	—	—	0
Manslaughter by Negligence	F	—	—	—	—	—	—	0
	M	—	—	—	—	—	—	0
Rape	F	—	—	—	—	1	1	2
	M	—	1	2	—	2	5	10
Robbery	F	—	—	3	—	—	—	3
	M	—	1	—	2	1	2	6
Aggravated Assault	F	—	—	2	1	—	2	5
	M	—	4	6	1	7	1	19
Burglary, Breaking and Entering	F	—	—	3	3	—	—	6
	M	—	10	21	9	17	18	75
Larceny-Theft (except Auto Theft)	F	—	14	39	24	31	33	141
	M	1	23	71	57	59	61	272
Motor Vehicle Theft	F	—	1	5	1	3	1	11
	M	—	—	10	2	6	4	22
Other Assaults	F	—	9	47	40	47	33	176
	M	3	37	104	62	72	65	343
Arson	F	—	—	—	—	—	1	1
	M	1	8	4	—	—	2	15
Forgery and Counterfeiting	F	—	—	—	—	—	—	0
	M	—	—	—	—	—	1	1
Fraud	F	—	—	2	2	1	1	6
	M	—	1	1	—	1	2	5
Embezzlement	F	—	—	—	—	—	—	0
	M	—	—	—	—	3	3	6
Stolen Property: Buying, Receiving, Possessing	F	—	—	1	—	—	2	3
	M	—	—	—	1	1	4	6
Vandalism	F	—	3	10	6	4	4	27
	M	4	32	56	31	28	32	183
Weapons: Carrying, Possessing, etc.	F	—	—	—	—	—	—	0
	M	—	—	1	2	—	4	7
Prostitution and Commercialized Vice	F	—	—	—	—	—	—	0
	M	—	—	—	—	1	—	1
Other Sex Offenses	F	—	—	—	1	—	—	1
	M	—	1	6	6	5	4	22
Drug Abuse Violations	F	1	4	23	10	18	25	81
	M	—	9	43	30	58	59	199
Gambling	F	—	—	—	—	—	—	0
	M	—	—	—	—	—	—	0
Offenses Against Family and Children	F	—	—	—	—	—	—	0
	M	—	—	—	—	—	—	0
Driving Under the Influence	F	—	—	—	1	1	5	7
	M	—	—	—	—	5	14	19
Liquor Laws	F	—	—	22	23	30	53	128
	M	1	—	10	32	38	89	170
Drunkenness	F	—	—	—	—	—	—	0
	M	—	—	2	—	—	—	2
Disorderly Conduct	F	—	3	2	4	7	3	19
	M	—	2	19	8	9	9	47
All Other Offenses (Except Traffic)	F	—	4	29	27	25	23	108
	M	1	13	69	49	81	92	305
Human Trafficking	F	—	—	—	—	—	—	0
	M	—	—	—	—	—	—	0
Curfew and Loitering	F	—	—	—	—	—	—	0
	M	—	—	—	1	2	—	3
Runaways	F	—	2	4	5	5	2	18
	M	1	—	4	—	2	1	8
<b>Total</b>	<b>F</b>	<b>1</b>	<b>40</b>	<b>192</b>	<b>148</b>	<b>173</b>	<b>189</b>	<b>743</b>
	<b>M</b>	<b>12</b>	<b>142</b>	<b>429</b>	<b>293</b>	<b>398</b>	<b>472</b>	<b>1,746</b>
<b>Grand Total</b>		<b>13</b>	<b>182</b>	<b>621</b>	<b>441</b>	<b>571</b>	<b>661</b>	<b>2,489</b>

*Total State Arrests 2019 (by Age and Sex)*

18	19	20	21	22	23	24	25-29	30-34	35-39	40-44	45-49	50-54	55-59	60-64	65+	Total >18	Grand Total
—	—	—	—	—	—	—	—	—	1	—	—	—	—	—	—	1	1
—	—	—	1	1	—	1	—	1	2	1	1	—	—	1	—	9	9
—	—	—	—	—	—	—	—	—	—	—	—	—	—	—	—	0	0
—	—	—	—	—	—	—	—	—	—	1	—	—	—	—	—	1	1
—	—	—	—	—	—	—	—	—	—	—	1	—	—	—	—	1	3
1	2	3	4	1	—	2	6	5	6	1	4	5	5	4	2	51	61
1	—	1	—	—	—	—	2	2	5	1	—	—	—	—	—	12	15
—	3	2	1	1	2	1	16	14	15	9	2	3	2	—	1	72	78
2	—	1	3	1	3	3	13	17	7	5	5	4	1	—	—	65	70
9	5	12	16	13	14	14	67	91	70	50	18	24	18	9	4	434	453
3	—	4	1	1	2	4	11	7	6	3	3	4	2	2	—	53	59
22	20	7	6	8	11	16	56	73	64	38	22	13	3	3	2	364	439
45	27	39	38	46	41	40	303	333	303	160	141	100	84	56	20	1,776	1,917
73	66	41	41	35	55	43	331	386	352	199	149	128	93	38	55	2,085	2,357
1	—	—	1	—	2	1	11	8	8	2	4	3	—	—	—	41	52
8	2	2	3	10	6	2	24	16	19	10	8	4	6	2	2	124	146
27	45	26	35	35	38	31	206	189	163	101	86	73	44	39	18	1,156	1,332
75	83	65	68	94	83	67	531	508	445	320	231	219	178	74	73	3,114	3,457
—	1	1	—	—	—	—	1	—	—	—	—	2	1	—	—	6	7
—	—	—	2	2	1	1	2	2	4	1	1	3	—	1	2	22	37
2	4	2	1	1	2	—	4	9	5	8	2	6	—	—	—	46	46
4	11	7	1	5	2	4	16	21	9	4	7	4	2	—	2	99	100
1	1	9	2	3	2	3	18	26	26	19	10	24	10	3	6	163	169
—	6	8	3	4	3	6	42	51	31	23	15	12	10	6	8	228	233
1	—	1	—	1	1	1	4	1	4	3	2	—	—	—	—	19	19
—	—	1	—	—	—	2	3	—	4	2	3	1	—	—	—	16	22
1	2	—	1	—	—	—	1	3	1	1	3	—	1	1	—	15	18
2	4	3	2	—	4	—	14	16	13	6	6	3	1	1	—	75	81
3	5	5	4	5	4	3	31	20	27	7	6	6	8	3	1	138	165
39	30	25	33	27	17	21	93	103	85	41	22	33	27	15	13	624	807
—	—	—	—	1	—	—	2	1	2	1	—	—	—	1	—	8	8
1	1	3	3	2	4	3	26	23	20	9	6	8	6	5	2	122	129
—	—	—	1	—	—	1	7	2	3	1	2	—	—	—	—	17	17
—	—	2	—	1	—	—	1	7	3	1	2	4	4	4	4	33	34
—	—	—	—	—	—	—	2	—	—	—	1	—	—	—	1	4	5
6	2	5	3	4	2	3	11	13	18	12	13	14	11	15	12	144	166
37	39	53	15	21	24	22	226	205	194	86	55	36	18	9	3	1,043	1,124
97	111	75	40	51	46	52	341	501	384	233	145	106	66	35	8	2,291	2,490
1	—	—	—	—	—	—	—	—	—	—	—	—	—	—	—	1	1
—	1	—	—	—	—	—	—	—	—	1	—	—	—	—	—	2	2
—	—	—	—	1	—	—	14	17	12	5	8	3	1	—	—	61	61
2	1	—	1	—	2	1	13	23	15	7	8	4	1	—	3	81	81
7	17	16	50	44	55	45	294	269	202	112	139	121	91	51	57	1,570	1,577
39	48	70	120	137	129	122	644	551	421	347	323	308	245	183	168	3,855	3,874
104	60	54	11	11	5	3	12	6	13	9	5	12	3	1	—	309	437
171	167	177	57	25	17	10	38	44	37	27	35	59	70	14	21	969	1,139
—	—	—	—	—	—	—	1	—	1	—	—	—	—	—	—	2	2
—	—	—	—	1	—	—	—	—	1	1	—	—	2	1	—	6	8
9	7	6	7	6	2	9	41	48	43	29	28	21	7	5	12	280	299
20	15	21	31	37	17	34	152	134	93	96	59	72	48	33	15	877	924
56	51	68	100	99	82	105	708	696	690	359	265	210	140	71	67	3,767	3,875
175	224	221	299	257	292	318	1,649	1,846	1,472	1,005	752	636	532	245	229	10,152	10,457
—	—	—	—	—	—	—	—	—	—	—	—	—	—	—	—	0	0
—	—	—	—	—	—	—	—	—	—	—	—	—	—	—	—	0	0
—	—	—	—	—	—	—	—	—	—	—	—	—	—	—	—	0	0
—	—	—	—	—	—	—	—	—	—	—	—	—	—	—	—	0	3
—	—	—	—	—	—	—	—	—	—	—	—	—	—	—	—	0	18
—	—	—	—	—	—	—	—	—	—	—	—	—	—	—	—	0	8
301	259	286	270	276	263	271	1,912	1,859	1,716	912	766	625	411	242	185	10,554	11,297
744	802	750	735	716	707	723	4,076	4,429	3,583	2,445	1,832	1,663	1,330	689	626	25,850	27,596
1,045	1,061	1,036	1,005	992	970	994	5,988	6,288	5,299	3,357	2,598	2,288	1,741	931	811	36,404	38,893

*Arrests by Race and Ethnicity*

Agency	Race						Ethnicity				
	White	Black	American Indian or Alaskan Native	Asian	Native Hawaiian or Other Pacific Islander	Reported as Unknown	Total	Hispanic or Latino	Not Hispanic or Latino	Reported as Unknown	Total
Androsc. SO, Juv.	15	3	—	—	—	—	18	—	18	—	18
Androsc. SO, Adult	389	19	—	2	—	—	410	12	398	—	410
Auburn PD, Juv.	76	22	—	—	—	1	99	4	94	1	99
Auburn PD, Adult	860	158	2	7	—	1	1,028	30	992	6	1,028
Lewiston PD, Juv.	48	67	—	—	—	1	116	2	111	3	116
Lewiston PD, Adult	1,280	283	2	5	—	5	1,575	29	1,521	25	1,575
Liverm. F. PD, Juv.	4	1	—	—	—	—	5	—	5	—	5
Liverm. F. PD, Adult	109	1	—	—	—	—	110	2	108	—	110
Lisbon PD, Juv.	15	—	—	—	—	—	15	—	14	1	15
Lisbon PD, Adult	126	9	—	—	—	—	135	—	123	12	135
Mechanic F. PD, Juv.	1	—	—	—	—	—	1	—	1	—	1
Mechanic F. PD, Adult	119	1	—	1	—	—	121	2	119	—	121
Sabattus PD, Juv.	14	—	—	—	—	—	14	—	14	—	14
Sabattus PD, Adult	113	1	2	1	—	—	117	—	117	—	117
<b>Total Androscoggin</b>	<b>3,169</b>	<b>565</b>	<b>6</b>	<b>16</b>	<b>0</b>	<b>8</b>	<b>3,764</b>	<b>81</b>	<b>3,635</b>	<b>48</b>	<b>3,764</b>
Aroostook SO, Juv.	15	—	—	—	—	—	15	1	14	—	15
Aroostook SO, Adult	386	1	1	—	—	—	388	—	388	—	388
Caribou PD, Juv.	52	—	—	—	—	—	52	—	52	—	52
Caribou PD, Adult	457	—	—	—	—	—	457	—	457	—	457
Ft. Fairfield PD, Juv.	—	—	—	—	—	—	0	—	—	—	0
Ft. Fairfield PD, Adult	81	—	—	—	—	—	81	—	81	—	81
Fort Kent PD, Juv.	3	—	—	—	—	—	3	—	3	—	3
Fort Kent PD, Adult	34	—	—	—	—	—	34	—	34	—	34
Houlton PD, Juv.	64	—	10	—	—	—	74	1	73	—	74
Houlton PD, Adult	388	7	15	—	4	—	414	3	411	—	414
M'waska PD, Juv.	3	—	—	—	—	—	3	—	3	—	3
M'waska PD, Adult	81	—	—	—	—	—	81	2	79	—	81
Presque Isle PD, Juv.	13	—	2	—	—	—	15	—	15	—	15
Presque Isle PD, Adult	612	8	19	1	—	—	640	1	639	—	640
Van Buren PD, Juv.	—	—	—	—	—	—	0	—	—	—	0
Van Buren PD, Adult	70	1	1	—	—	—	72	—	72	—	72
Ashland PD, Juv.	—	—	—	—	—	—	0	—	—	—	0
Ashland PD, Adult	22	—	1	—	—	—	23	—	23	—	23
Limestone PD, Juv.	—	1	—	—	—	—	1	—	1	—	1
Limestone PD, Adult	16	—	1	—	—	—	17	—	17	—	17
Washburn PD, Juv.	—	—	—	—	—	—	0	—	—	—	0
Washburn PD, Adult	40	1	—	—	—	—	41	—	41	—	41
<b>Total Aroostook</b>	<b>2,337</b>	<b>19</b>	<b>50</b>	<b>1</b>	<b>4</b>	<b>0</b>	<b>2,411</b>	<b>8</b>	<b>2,403</b>	<b>0</b>	<b>2,411</b>
Cumberland SO, Juv.	76	4	—	1	—	—	81	—	81	—	81
Cumberland SO, Adult	828	17	—	—	—	—	845	3	842	—	845
Brunswick PD, Juv.	61	3	—	—	—	—	64	—	64	—	64
Brunswick PD, Adult	818	37	1	11	—	—	867	20	847	—	867
Cape Eliz. PD, Juv.	3	—	—	—	—	—	3	—	3	—	3
Cape Eliz. PD, Adult	40	2	—	—	—	—	42	1	41	—	42
Falmouth PD, Juv.	3	—	—	—	—	—	3	—	3	—	3
Falmouth PD, Adult	67	5	—	—	—	—	72	—	72	—	72
Gorham PD, Juv.	50	8	—	—	—	—	58	—	58	—	58
Gorham PD, Adult	321	11	1	4	1	—	338	3	335	—	338
Portland PD, Juv.	41	19	—	1	—	—	61	3	58	—	61
Portland PD, Adult	2,023	424	1	28	—	—	2,476	57	2,419	—	2,476
S. Portland PD, Juv.	88	28	—	—	—	—	116	7	109	—	116
S. Portland PD, Adult	437	88	1	6	—	—	532	14	518	—	532
Scarboro' PD, Juv.	18	5	—	—	—	—	23	—	23	—	23
Scarboro' PD, Adult	339	24	1	6	—	—	370	4	366	—	370
Westbrook PD, Juv.	54	19	—	1	—	—	74	4	70	—	74
Westbrook PD, Adult	706	81	—	5	—	—	792	13	778	1	792
Bridgton PD, Juv.	7	—	—	—	—	—	7	—	7	—	7
Bridgton PD, Adult	112	1	—	—	—	—	113	—	113	—	113
Cumb'd PD, Juv.	12	—	—	—	—	—	12	—	12	—	12
Cumb'd PD, Adult	107	6	—	—	—	—	113	1	112	—	113

Agency	Race							Ethnicity			
	White	Black	American Indian or Alaskan Native	Asian	Native Hawaiian or Other Pacific Islander	Reported as Unknown	Total	Hispanic or Latino	Not Hispanic or Latino	Reported as Unknown	Total
Freeport PD, Juv.	16	1	—	—	—	—	17	—	14	3	17
Freeport PD, Adult	123	10	—	1	—	5	139	5	129	5	139
Yarmouth PD, Juv.	19	—	—	—	—	—	19	1	18	—	19
Yarmouth PD, Adult	75	5	—	2	—	—	82	—	82	—	82
Windham PD, Juv.	19	—	—	1	—	—	20	1	19	—	20
Windham PD, Adult	239	10	—	—	—	—	249	2	247	—	249
USM, Juv.	—	—	—	—	—	—	0	—	—	—	0
USM, Adult	22	4	—	—	—	—	26	1	25	—	26
<b>Total Cumberland</b>	<b>6,724</b>	<b>812</b>	<b>5</b>	<b>67</b>	<b>1</b>	<b>5</b>	<b>7,614</b>	<b>140</b>	<b>7,465</b>	<b>9</b>	<b>7,614</b>
Franklin SO, Juv.	10	1	—	—	—	—	11	—	11	—	11
Franklin SO, Adult	253	5	—	—	—	1	259	4	252	3	259
Farmington PD, Juv.	33	1	—	—	—	—	34	3	30	1	34
Farmington PD, Adult	315	13	—	—	—	—	328	1	325	2	328
Jay PD, Juv.	10	—	—	—	—	—	10	—	10	—	10
Jay PD, Adult	112	5	—	—	—	—	117	—	117	—	117
Wilton PD, Juv.	2	—	—	—	—	—	2	—	2	—	2
Wilton PD, Adult	80	5	—	—	—	—	85	2	83	—	85
Rangeley PD, Juv.	2	—	—	—	—	—	2	—	2	—	2
Rangeley PD, Adult	14	2	—	—	—	—	16	—	16	—	16
UMF, Juv.	—	—	—	—	—	—	0	—	—	—	0
UMF, Adult	5	—	—	—	—	—	5	—	5	—	5
Carrabasset PD, Juv.	2	—	—	—	—	—	2	—	2	—	2
Carrabasset PD, Adult	28	1	—	—	—	—	29	—	25	4	29
<b>Total Franklin</b>	<b>866</b>	<b>33</b>	<b>0</b>	<b>0</b>	<b>0</b>	<b>1</b>	<b>900</b>	<b>10</b>	<b>880</b>	<b>10</b>	<b>900</b>
Hancock SO, Juv.	3	1	—	—	—	—	4	—	4	—	4
Hancock SO, Adult	262	4	—	—	—	—	266	3	263	—	266
Bar Harbor PD, Juv.	2	—	—	—	—	—	2	—	2	—	2
Bar Harbor PD, Adult	131	1	—	—	—	—	132	—	132	—	132
Ellsworth PD, Juv.	38	1	—	—	—	—	39	1	38	—	39
Ellsworth PD, Adult	415	14	7	3	—	—	439	4	435	—	439
Bucksport PD, Juv.	11	—	—	—	—	—	11	—	11	—	11
Bucksport PD, Adult	188	5	—	1	—	—	194	—	194	—	194
SW Harbor PD, Juv.	4	—	—	—	—	—	4	—	4	—	4
SW Harbor PD, Adult	45	—	—	—	—	—	45	—	45	—	45
Gouldsboro PD, Juv.	3	—	—	—	—	—	3	—	3	—	3
Gouldsboro PD, Adult	18	—	—	—	—	—	18	—	18	—	18
Winter H'r PD, Juv.	—	—	—	—	—	—	0	—	—	—	0
Winter H'r PD, Adult	10	—	—	—	—	—	10	—	10	—	10
<b>Total Hancock</b>	<b>1,130</b>	<b>26</b>	<b>7</b>	<b>4</b>	<b>0</b>	<b>0</b>	<b>1,167</b>	<b>8</b>	<b>1,159</b>	<b>0</b>	<b>1,167</b>
Kennebec SO, Juv.	30	4	1	—	—	—	35	1	34	—	35
Kennebec SO, Adult	412	20	—	—	—	1	433	8	415	10	433
Augusta PD, Juv.	69	5	—	—	—	—	74	—	74	—	74
Augusta PD, Adult	845	51	4	1	—	—	901	18	879	4	901
Gardiner PD, Juv.	12	1	—	—	—	—	13	—	13	—	13
Gardiner PD, Adult	255	—	—	—	—	—	255	—	255	—	255
Hallowell PD, Juv.	—	—	—	—	—	—	0	—	—	—	0
Hallowell PD, Adult	81	7	1	—	—	—	89	2	80	7	89
Waterville PD, Juv.	51	1	—	—	—	1	53	—	51	2	53
Waterville PD, Adult	1,185	77	2	5	—	3	1,272	49	1,205	18	1,272
Oakland PD, Juv.	27	—	—	—	—	—	27	—	27	—	27
Oakland PD, Adult	88	—	—	1	—	—	89	1	86	2	89
Monmouth PD, Juv.	—	—	—	—	—	—	0	—	—	—	0
Monmouth PD, Adult	63	—	—	—	—	4	67	—	62	5	67
Winslow PD, Juv.	32	—	—	—	—	—	32	—	32	—	32
Winslow PD, Adult	248	10	—	—	—	—	258	7	250	1	258
Winthrop PD, Juv.	23	1	—	—	—	—	24	—	24	—	24
Winthrop PD, Adult	64	—	—	—	—	—	64	—	64	—	64
Capitol Police, Juv.	—	—	—	—	—	—	0	—	—	—	0
Capitol Police, Adult	7	1	—	—	—	—	8	—	8	—	8
Clinton PD, Juv.	7	—	—	—	—	—	7	—	7	—	7
Clinton PD, Adult	102	2	—	—	—	—	104	—	104	—	104
<b>Total Kennebec</b>	<b>3,601</b>	<b>180</b>	<b>8</b>	<b>7</b>	<b>0</b>	<b>9</b>	<b>3,805</b>	<b>86</b>	<b>3,670</b>	<b>49</b>	<b>3,805</b>

## ARRESTS BY RACE AND ETHNICITY

Agency	Race							Ethnicity			
	White	Black	American Indian or Alaskan Native	Asian	Native Hawaiian or Other Pacific Islander	Reported as Unknown	Total	Hispanic or Latino	Not Hispanic or Latino	Reported as Unknown	Total
Knox SO, Juv.	21	—	—	—	—	—	21	—	21	—	21
Knox SO, Adult	338	3	—	3	—	—	344	—	344	—	344
Camden PD, Juv	2	—	—	—	—	—	2	—	2	—	2
Camden PD, Adult	26	—	—	—	—	—	26	—	26	—	26
Rockland PD, Juv.	10	—	—	—	—	—	10	—	10	—	10
Rockland PD, Adult	245	6	2	—	—	—	253	1	252	—	253
Thomaston PD, Juv.	—	—	—	—	—	—	0	—	—	—	0
Thomaston PD, Adult	43	—	—	—	—	—	43	—	43	—	43
Rockport PD, Juv.	—	—	—	—	—	—	0	—	—	—	0
Rockport PD, Adult	30	—	—	—	—	—	30	—	30	—	30
<b>Total Knox</b>	<b>715</b>	<b>9</b>	<b>2</b>	<b>3</b>	<b>0</b>	<b>0</b>	<b>729</b>	<b>1</b>	<b>728</b>	<b>0</b>	<b>729</b>
Lincoln SO, Juv.	24	1	—	—	—	—	25	—	25	—	25
Lincoln SO, Adult	338	7	1	21	—	—	367	5	362	—	367
Boothbay H. PD, Juv.	6	2	—	—	—	—	8	2	6	—	8
Boothbay H. PD, Adult	50	4	—	—	—	—	54	—	54	—	54
Dam'scotta PD, Juv.	5	—	—	—	—	—	5	—	5	—	5
Dam'scotta PD, Adult	99	2	—	—	—	—	101	1	100	—	101
Waldoboro PD, Juv.	7	—	—	—	—	—	7	—	7	—	7
Waldoboro PD, Adult	102	1	—	—	—	—	103	—	103	—	103
Wiscasset PD, Juv.	14	—	—	—	—	—	14	—	14	—	14
Wiscasset PD, Adult	130	3	—	2	—	—	135	—	135	—	135
<b>Total Lincoln</b>	<b>775</b>	<b>20</b>	<b>1</b>	<b>23</b>	<b>0</b>	<b>0</b>	<b>819</b>	<b>8</b>	<b>811</b>	<b>0</b>	<b>819</b>
Oxford SO, Juv.	—	—	—	—	—	—	0	—	—	—	0
Oxford SO, Adult	248	5	1	—	—	—	254	—	254	—	254
Rumford PD, Juv.	6	—	—	—	—	—	6	—	6	—	6
Rumford PD, Adult	122	6	—	—	—	—	128	—	128	—	128
Dixfield PD, Juv.	—	—	—	—	—	—	0	—	—	—	0
Dixfield PD, Adult	46	2	—	—	—	—	48	—	48	—	48
Mexico PD, Juv.	1	—	—	—	—	—	1	—	1	—	1
Mexico PD, Adult	116	5	—	—	—	—	121	—	121	—	121
Norway PD, Juv.	14	—	—	—	—	—	14	—	14	—	14
Norway PD, Adult	155	8	2	—	—	—	165	—	165	—	165
Paris PD, Juv.	—	—	—	—	—	—	0	—	—	—	0
Paris PD, Adult	77	1	2	—	—	—	80	—	80	—	80
Fryeburg PD, Juv.	14	—	—	—	—	—	14	2	12	—	14
Fryeburg PD, Adult	71	—	—	—	—	—	71	—	71	—	71
Oxford PD, Juv.	10	1	—	—	—	—	11	—	11	—	11
Oxford PD, Adult	179	11	1	2	—	—	193	—	193	—	193
<b>Total Oxford</b>	<b>1,059</b>	<b>39</b>	<b>6</b>	<b>2</b>	<b>0</b>	<b>0</b>	<b>1,106</b>	<b>2</b>	<b>1,104</b>	<b>0</b>	<b>1,106</b>
Penobscot SO, Juv.	19	1	1	—	—	—	21	—	21	—	21
Penobscot SO, Adult	412	11	3	—	—	—	426	5	421	—	426
Bangor PD, Juv.	62	3	3	—	—	—	68	—	68	—	68
Bangor PD, Adult	1,904	127	73	3	—	—	2,107	57	2,050	—	2,107
Brewer PD, Juv.	22	1	—	—	—	—	23	—	23	—	23
Brewer PD, Adult	419	12	5	—	—	—	436	4	432	—	436
Dexter PD, Juv.	1	—	—	—	—	—	1	—	1	—	1
Dexter PD, Adult	66	1	—	—	—	—	67	—	67	—	67
Lincoln PD, Juv.	9	—	—	—	—	—	9	—	9	—	9
Lincoln PD, Adult	108	1	—	—	—	—	109	9	100	—	109
Old Town PD, Juv.	9	—	—	—	—	—	9	—	9	—	9
Old Town PD, Adult	157	16	7	—	—	—	180	1	179	—	180
Orono PD, Juv.	3	—	—	—	—	—	3	—	3	—	3
Orono PD, Adult	331	7	1	1	—	—	340	3	337	—	340
Hampden PD, Juv.	1	—	—	—	—	—	1	—	1	—	1
Hampden PD, Adult	37	—	1	—	—	—	38	—	38	—	38
Millinocket PD, Juv.	13	—	—	—	—	—	13	—	13	—	13
Millinocket PD, Adult	110	1	—	—	—	—	111	—	111	—	111
E. M'nocket PD, Juv.	11	2	—	—	—	—	13	—	13	—	13
E. M'nocket PD, Adult	84	3	—	—	—	—	87	3	84	—	87
Newport PD, Juv.	10	1	—	—	—	—	11	—	11	—	11
Newport PD, Adult	69	2	—	—	—	—	71	1	70	—	71



Agency	Race							Ethnicity			
	White	Black	American Indian or Alaskan Native	Asian	Native Hawaiian or Other Pacific Islander	Reported as Unknown	Total	Hispanic or Latino	Not Hispanic or Latino	Reported as Unknown	Total
Veazie PD, Juv.	—	—	—	—	—	—	0	—	—	—	0
Veazie PD, Adult	12	—	—	—	—	—	12	—	12	—	12
U. of Maine PD, Juv.	—	—	—	—	—	—	0	—	—	—	0
U. of Maine PD, Adult	122	2	—	2	—	—	126	—	126	—	126
Holden PD, Juv.	1	—	—	—	—	—	1	—	1	—	1
Holden PD, Adult	42	2	—	—	—	—	44	1	43	—	44
<b>Total Penobscot</b>	<b>4,034</b>	<b>193</b>	<b>94</b>	<b>6</b>	<b>0</b>	<b>0</b>	<b>4,327</b>	<b>84</b>	<b>4,243</b>	<b>0</b>	<b>4,327</b>
Piscataquis SO, Juv.	7	—	—	—	—	—	7	—	7	—	7
Piscataquis SO, Adult	146	1	—	—	—	—	147	—	147	—	147
Dover-Foxc. PD, Juv.	2	—	—	—	—	—	2	—	2	—	2
Dover-Foxc. PD, Adult	67	—	—	—	—	—	67	1	66	—	67
Milo PD, Juv.	—	—	—	—	—	—	0	—	—	—	0
Milo PD, Adult	31	—	—	—	—	—	31	1	30	—	31
Greenville PD, Juv.	2	—	—	—	—	—	2	—	2	—	2
Greenville PD, Adult	10	—	—	—	—	—	10	—	10	—	10
<b>Total Piscataquis</b>	<b>265</b>	<b>1</b>	<b>0</b>	<b>0</b>	<b>0</b>	<b>0</b>	<b>266</b>	<b>2</b>	<b>264</b>	<b>0</b>	<b>266</b>
Sagadahoc SO, Juv.	11	—	—	—	—	—	11	—	5	6	11
Sagadahoc SO, Adult	279	5	—	—	—	—	284	1	168	115	284
Bath PD, Juv.	37	—	—	—	—	—	37	—	14	23	37
Bath PD, Adult	280	10	—	1	—	—	291	—	158	133	291
Topsham PD, Juv.	5	—	—	—	—	2	7	—	5	2	7
Topsham PD, Adult	192	9	—	1	—	37	239	4	178	57	239
Richmond PD, Juv.	5	—	—	—	—	—	5	—	5	—	5
Richmond PD, Adult	145	—	—	—	—	—	145	5	140	—	145
Phippsburg PD, Juv.	—	—	—	—	—	—	0	—	—	—	0
Phippsburg PD, Adult	5	—	—	—	—	—	5	—	5	—	5
<b>Total Sagadahoc</b>	<b>959</b>	<b>24</b>	<b>0</b>	<b>2</b>	<b>0</b>	<b>39</b>	<b>1,024</b>	<b>10</b>	<b>678</b>	<b>336</b>	<b>1,024</b>
Somerset SO, Juv.	36	—	—	—	—	1	37	—	36	1	37
Somerset SO, Adult	633	9	—	5	—	3	650	5	629	16	650
Fairfield PD, Juv.	54	10	—	—	—	—	64	—	64	—	64
Fairfield PD, Adult	158	7	—	—	—	—	165	2	163	—	165
Skowhegan PD, Juv.	54	—	—	2	—	—	56	1	55	—	56
Skowhegan PD, Adult	291	5	1	1	—	3	301	1	298	2	301
Pittsfield PD, Juv.	3	—	—	—	—	—	3	—	3	—	3
Pittsfield PD, Adult	47	—	—	—	—	—	47	—	47	—	47
<b>Total Somerset</b>	<b>1,276</b>	<b>31</b>	<b>1</b>	<b>8</b>	<b>0</b>	<b>7</b>	<b>1,323</b>	<b>9</b>	<b>1,295</b>	<b>19</b>	<b>1,323</b>
Waldo SO, Juv.	20	—	—	—	—	—	20	—	2	18	20
Waldo SO, Adult	283	7	1	1	1	1	294	1	176	117	294
Belfast PD, Juv.	—	—	—	—	—	—	0	—	—	—	0
Belfast PD, Adult	95	1	—	1	—	—	97	4	55	38	97
Searsport PD, Juv.	—	—	—	—	—	—	0	—	—	—	0
Searsport PD, Adult	8	—	—	—	—	—	8	1	7	—	8
Islesboro PD, Juv.	—	—	—	—	—	—	0	—	—	—	0
Islesboro PD, Adult	1	—	—	—	—	—	1	—	—	1	1
<b>Total Waldo</b>	<b>407</b>	<b>8</b>	<b>1</b>	<b>2</b>	<b>1</b>	<b>1</b>	<b>420</b>	<b>6</b>	<b>240</b>	<b>174</b>	<b>420</b>
Washington SO, Juv.	2	—	—	—	—	—	2	—	2	—	2
Washington SO, Adult	273	3	16	—	—	—	292	2	290	—	292
Calais PD, Juv.	—	—	1	—	—	—	1	—	1	—	1
Calais PD, Adult	157	5	18	—	—	—	180	1	179	—	180
Eastport PD, Juv.	—	—	—	—	—	—	0	—	—	—	0
Eastport PD, Adult	25	—	2	—	—	—	27	—	27	—	27
Machias PD, Juv.	2	—	—	—	—	—	2	—	2	—	2
Machias PD, Adult	9	2	—	—	—	—	11	—	11	—	11
Baileyville PD, Juv.	—	—	—	—	—	—	0	—	—	—	0
Baileyville PD, Adult	14	—	1	—	—	—	15	—	15	—	15
Milbridge PD, Juv.	—	—	—	—	—	—	0	—	—	—	0
Milbridge PD, Adult	9	—	—	—	—	—	9	—	9	—	9
<b>Total Washington</b>	<b>491</b>	<b>10</b>	<b>38</b>	<b>0</b>	<b>0</b>	<b>0</b>	<b>539</b>	<b>3</b>	<b>536</b>	<b>0</b>	<b>539</b>
York SO, Juv.	49	1	—	—	—	—	50	—	50	—	50
York SO, Adult	521	10	—	1	1	—	533	—	533	—	533

## ARRESTS BY RACE AND ETHNICITY

Agency	Race							Ethnicity			
	White	Black	American Indian or Alaskan Native	Asian	Native Hawaiian or Other Pacific Islander	Reported as Unknown	Total	Hispanic or Latino	Not Hispanic or Latino	Reported as Unknown	Total
Biddeford PD, Juv.	78	12	—	1	—	—	91	3	88	—	91
Biddeford PD, Adult	922	40	1	4	—	3	970	18	940	12	970
Kittery PD, Juv.	33	—	—	—	—	1	34	—	32	2	34
Kittery PD, Adult	189	15	1	1	—	1	207	7	194	6	207
OOB PD, Juv.	27	2	—	—	—	—	29	1	27	1	29
OOB PD, Adult	507	36	—	2	—	—	545	15	525	5	545
Saco PD, Juv.	33	6	2	—	—	—	41	1	37	3	41
Saco PD, Adult	460	34	—	4	—	—	498	9	481	8	498
Sanford PD, Juv.	60	3	—	—	1	—	64	—	62	2	64
Sanford PD, Adult	581	18	2	1	—	—	602	4	586	12	602
Berwick PD, Juv.	10	—	—	—	—	—	10	—	10	—	10
Berwick PD, Adult	231	6	—	—	—	—	237	3	233	1	237
Eliot PD, Juv.	2	1	—	—	—	—	3	—	3	—	3
Eliot PD, Adult	87	1	1	—	—	—	89	3	82	4	89
Kennebunk PD, Juv.	18	—	—	—	—	—	18	—	18	—	18
Kennebunk PD, Adult	142	5	1	—	—	—	148	1	145	2	148
K'bunkport PD, Juv.	1	—	—	—	—	—	1	—	1	—	1
K'bunkport PD, Adult	41	2	—	—	—	—	43	—	41	2	43
N. Berwick PD, Juv.	31	—	—	—	—	—	31	—	31	—	31
N. Berwick PD, Adult	123	3	—	—	—	—	126	—	126	—	126
Ogunquit PD, Juv.	4	—	—	—	—	—	4	—	4	—	4
Ogunquit PD, Adult	45	3	—	3	—	—	51	—	51	—	51
S. Berwick PD, Juv.	9	3	—	—	—	—	12	—	12	—	12
S. Berwick PD, Adult	80	3	—	—	—	—	83	—	83	—	83
Wells PD, Juv.	10	—	—	—	—	—	10	—	10	—	10
Wells PD, Adult	209	3	1	2	—	—	215	4	209	2	215
York PD, Juv.	17	—	—	—	—	1	18	—	15	3	18
York PD, Adult	300	12	—	2	—	1	315	5	286	24	315
Buxton PD, Juv.	34	1	—	—	—	—	35	—	35	—	35
Buxton PD, Adult	176	5	—	2	—	—	183	4	179	—	183
<b>Total York</b>	<b>5,030</b>	<b>225</b>	<b>9</b>	<b>23</b>	<b>2</b>	<b>7</b>	<b>5,296</b>	<b>78</b>	<b>5,129</b>	<b>89</b>	<b>5,296</b>
Fire Marshal, Juv.	10	—	1	—	—	—	11	—	11	—	11
Fire Marshal, Adult	21	2	1	—	—	4	28	1	26	1	28
MDEA, Juv.	—	—	—	—	—	—	0	—	—	—	0
MDEA, Adult	377	109	5	3	—	1	495	27	465	3	495
State Police, Juv.	66	4	2	—	—	10	82	4	77	1	82
State Police, Adult	2,041	99	28	11	—	588	2,767	53	2,563	151	2,767
<b>State Total</b>	<b>35,353</b>	<b>2,409</b>	<b>265</b>	<b>178</b>	<b>8</b>	<b>680</b>	<b>38,893</b>	<b>621</b>	<b>37,382</b>	<b>890</b>	<b>38,893</b>
Percentage of total arrests	90.9%	6.2%	0.7%	0.5%	<0.1%	1.7%	100.0%	1.6%	96.1%	2.3%	100.0%

---

## ***Arrests — Drug and Liquor Violations***

---

Due to the nature of the violations and a high interest and concern by public officials and the citizens of Maine generally, a special review is provided of drug- and alcohol-related arrests. The charts displayed reveal the number and age of people arrested during 2019.

The information provided here should be of interest to social agencies involved in the study of drug and alcohol problems in Maine. The information pinpoints the predominant drug and liquor arrests in Maine by age and identifies possible problem areas.

Facts revealed by the chart on drug violations:

- 83.6% of all juvenile drug arrests involved possession violations, while 16.4% were for sale or manufacturing of drugs.
- 70.3% of all adult drug arrests involved possession violations, while 29.7% were for sale or manufacturing of drugs.
- Of the 3,614 total drug arrests: 2,490 were male, 1,124 were female.
- Total drug arrests decreased by 1.6% from the 3,672 arrests in 2018.

Facts revealed by the chart on liquor violations:

- 92.0% of all juvenile arrests involving liquor were for violations of liquor laws, while 8.0% were for driving under the influence of liquor.
- 80.9% of all adult arrests involving liquor were for driving under the influence of liquor, while 19.1% were for violations of liquor laws.
- Arrests for driving under the influence of liquor during 2019 decreased by 6.2% from the 2018 total. There were 5,811 OUI arrests in 2018 — 5,451 in 2019. Adult OUI arrests decreased by 6.2% and juvenile OUI arrests decreased by 3.7% from the previous year.
- Of the 5,451 OUI arrests in 2019, 3,874 were male — 1,577 were female.
- Adults accounted for 99.5% of all OUI arrests for 2019.
- Juvenile liquor arrests decreased 22.1%, from 416 in 2018 to 324 in 2019.

***Drug and Liquor Arrests by Age — 2019***  
*(includes those released without having been formally charged)*

Age	DRUG ARRESTS			LIQUOR ARRESTS			Total Drug & Liquor Arrests
	Sale or Manufacturing	Possession	Total	Operating Under Influence	Liquor Laws	Total	
Under 10	—	1	1	—	1	1	2
10–12	3	10	13	—	—	—	13
13–14	13	53	66	—	32	32	98
15	9	31	40	1	55	56	96
16	13	63	76	6	68	74	150
17	8	76	84	19	142	161	245
<b>Total Juvenile Arrests</b>	<b>46</b>	<b>234</b>	<b>280</b>	<b>26</b>	<b>298</b>	<b>324</b>	<b>604</b>
<b>Percent of Total</b>	<b>16.4%</b>	<b>83.6%</b>	<b>100.0%</b>	<b>8.0%</b>	<b>92.0%</b>	<b>100.0%</b>	
18	15	119	134	46	275	321	455
19	23	127	150	65	227	292	442
20	29	99	128	86	231	317	445
21–29	283	555	838	1,640	189	1,829	2,667
30–39	380	904	1,284	1,443	100	1,543	2,827
40–49	165	354	519	921	76	997	1,516
50–59	74	152	226	765	144	909	1,135
60 and over	21	34	55	459	36	495	550
<b>Total Adult Arrests</b>	<b>990</b>	<b>2,344</b>	<b>3,334</b>	<b>5,425</b>	<b>1,278</b>	<b>6,703</b>	<b>10,037</b>
<b>Percent of Total</b>	<b>29.7%</b>	<b>70.3%</b>	<b>100.0%</b>	<b>80.9%</b>	<b>19.1%</b>	<b>100.0%</b>	
<b>Grand Totals</b>	<b>1,036</b>	<b>2,578</b>	<b>3,614</b>	<b>5,451</b>	<b>1,576</b>	<b>7,027</b>	<b>10,641</b>
<b>Percent of Total</b>	<b>28.7%</b>	<b>71.3%</b>	<b>100.0%</b>	<b>77.6%</b>	<b>22.4%</b>	<b>100.0%</b>	

<i>Drug Arrest Analysis 2019</i>											
Age	SALE/MANUFACTURING					POSSESSION					Grand Totals Drug Arrests
	Opium, cocaine and derivatives	Mari- juana	Synthetic narcotics	Other dangerous non- narcotics	Sub- totals	Opium, cocaine and derivatives	Mari- juana	Synthetic narcotics	Other dangerous non- narcotics	Sub- totals	
Under 10	—	—	—	—	0	—	1	—	—	1	1
10–12	—	3	—	—	3	—	10	—	—	10	13
13–14	—	11	—	2	13	—	51	—	2	53	66
15	1	6	2	—	9	1	27	2	1	31	40
16	—	12	1	—	13	1	59	1	2	63	76
17	1	6	—	1	8	3	62	4	7	76	84
<b>Total &lt; 18</b>	<b>2</b>	<b>38</b>	<b>3</b>	<b>3</b>	<b>46</b>	<b>5</b>	<b>210</b>	<b>7</b>	<b>12</b>	<b>234</b>	<b>280</b>
18	4	7	2	2	15	7	94	4	14	119	134
19	11	7	1	4	23	8	97	6	16	127	150
20	11	9	3	6	29	17	59	8	15	99	128
21	10	1	3	5	19	19	3	5	9	36	55
22	13	3	2	4	22	14	4	10	22	50	72
23	11	—	5	11	27	18	3	7	15	43	70
24	13	—	1	6	20	25	4	10	15	54	74
25–29	107	3	26	59	195	147	5	64	156	372	567
30–34	105	3	24	71	203	216	18	78	191	503	706
35–39	82	5	28	62	177	137	7	80	177	401	578
40–44	46	2	14	29	91	83	7	40	98	228	319
45–49	34	2	8	30	74	54	—	15	57	126	200
50–54	21	—	9	13	43	46	—	18	35	99	142
55–59	14	2	4	11	31	24	—	6	23	53	84
60–64	2	2	4	8	16	10	1	8	9	28	44
Over 65	3	1	1	—	5	3	—	2	1	6	11
<b>Total &gt; 18</b>	<b>487</b>	<b>47</b>	<b>135</b>	<b>321</b>	<b>990</b>	<b>828</b>	<b>302</b>	<b>361</b>	<b>853</b>	<b>2,344</b>	<b>3,334</b>
<b>Grand Total</b>	<b>489</b>	<b>85</b>	<b>138</b>	<b>324</b>	<b>1,036</b>	<b>833</b>	<b>512</b>	<b>368</b>	<b>865</b>	<b>2,578</b>	<b>3,614</b>

*Ten-Year Arrest Data*

<b>Classification of Offenses</b>	<b>Sex</b>	<b>'19 Adult</b>	<b>'19 Juv.</b>	<b>'18 Adult</b>	<b>'18 Juv.</b>	<b>'17 Adult</b>	<b>'17 Juv.</b>	<b>'16 Adult</b>	<b>'16 Juv.</b>
Murder and Non-negligent Manslaughter	F	1		2		4		2	
	M	9		12	3	9	3	11	1
Manslaughter by Negligence	F								
	M	1		1		3			
Rape	F	1	2			2		1	2
	M	51	10	65	9	56	16	46	11
Robbery	F	12	3	22	2	23		24	2
	M	72	6	95	14	89	12	108	5
Aggravated Assault	F	65	5	65	3	64	9	67	4
	M	434	19	443	19	465	22	465	20
Burglary, Breaking and Entering	F	53	6	66	8	63	14	77	14
	M	364	75	399	88	412	114	465	121
Larceny-Theft (except Auto Theft)	F	1,776	141	1,860	195	1,776	230	1,804	228
	M	2,085	272	2,209	335	2,316	368	2,300	374
Motor Vehicle Theft	F	41	11	42	10	46	6	34	13
	M	124	22	152	29	149	22	123	44
Other Assaults	F	1,156	176	1,247	138	1,205	161	1,129	147
	M	3,114	343	3,082	390	3,149	343	3,147	300
Arson	F	6	1	7		10	1	9	4
	M	22	15	32	6	30	23	51	13
Forgery and Counterfeiting	F	46		70	2	66	2	65	3
	M	99	1	137	4	134	1	153	7
Fraud	F	163	6	181	4	203	4	216	2
	M	228	5	277	11	302	7	331	9
Embezzlement	F	19		18	2	19	1	34	1
	M	16	6	26	1	19	1	31	1
Stolen Property: Buying, Receiving, Possessing	F	15	3	26	2	19	1	16	1
	M	75	6	81	9	62	9	64	10
Vandalism	F	138	27	179	20	170	38	158	32
	M	624	183	644	183	670	181	663	200
Weapons: Carrying, Possessing, etc.	F	8		15	1	7		13	
	M	122	7	122	5	116	6	122	14
Prostitution and Commercialized Vice	F	17		19		55		36	1
	M	33	1	35		64		68	
Sex Offenses (except Rape and Prostitution)	F	4	1	5	1	6	1	5	2
	M	144	22	129	32	134	32	152	28
Drug Abuse Violations, Grand Total	F	1,043	81	1,069	90	880	97	1,379	112
	M	2,291	199	2,301	212	2,156	254	3,650	270
Gambling Total	F	1		1				1	
	M	2		1		3			
Offenses Against Family and Children	F	61		58		39		49	
	M	81		67	1	61	5	57	
Driving Under the Influence	F	1,570	7	1,663	12	1,641	19	1,564	6
	M	3,855	19	4,121	15	4,140	38	4,236	22
Liquor Laws	F	309	128	449	174	491	125	456	178
	M	969	170	1,209	215	1,300	244	1,313	280
Drunkenness	F	2		2		1		2	1
	M	6	2	9		8	3	4	3
Disorderly Conduct	F	280	19	347	33	279	36	290	41
	M	877	47	904	63	878	46	913	61
All Other Offenses (Except Traffic)	F	3,767	108	3,766	153	3,746	142	3,661	159
	M	10,152	305	10,076	322	9,796	369	10,662	409
Human Trafficking	F								
	M			1		1			
Curfew and Loitering Law Violations	F				7				
	M		3		3		12		7
Runaways	F		18		12		13		35
	M		8		14		24		24
<b>Total</b>	<b>F</b>	<b>10,554</b>	<b>743</b>	<b>11,179</b>	<b>869</b>	<b>10,815</b>	<b>900</b>	<b>11,092</b>	<b>988</b>
	<b>M</b>	<b>25,850</b>	<b>1,746</b>	<b>26,630</b>	<b>1,983</b>	<b>26,522</b>	<b>2,155</b>	<b>29,135</b>	<b>2,234</b>
<b>Grand Total</b>		<b>36,404</b>	<b>2,489</b>	<b>37,809</b>	<b>2,852</b>	<b>37,337</b>	<b>3,055</b>	<b>40,227</b>	<b>3,222</b>

*Ten-Year Arrest Data*

'15 Adult	'15 Juv.	'14 Adult	'14 Juv.	'13 Adult	'13 Juv.	'12 Adult	'12 Juv.	'11 Adult	'11 Juv.	'10 Adult	'10 Juv.
1				1		4	1	1		1	
19	2	13		17		18		17		18	
			1	1		2		1		1	
5		1		2		1				1	
1		1				1		1			
49	9	57	10	59	16	47	5	52	22	60	8
26		35		21	1	34	1	24	2	29	6
149	7	120	5	133	19	178	16	165	17	146	10
63	2	72	8	77	5	63	7	69	3	76	21
438	35	408	33	415	36	355	38	346	29	449	64
114	15	103	15	134	22	162	22	143	35	134	23
595	130	659	129	775	162	915	201	1,004	222	980	303
2,067	284	2,397	317	2,289	328	2,441	478	2,161	425	2,019	503
2,646	379	2,973	433	3,153	585	3,094	619	3,173	632	2,853	744
36	8	34	12	29	14	42	10	36	16	30	16
158	39	144	38	173	36	153	61	184	65	132	51
1,190	162	1,304	192	1,398	196	1,364	291	1,434	274	1,406	275
3,237	312	3,387	333	3,852	444	4,263	444	4,311	557	4,145	579
5	4	11	1	9	2	3	8	7	4	9	1
15	5	20	6	17	18	34	31	38	28	49	44
84		86	5	107	3	104	1	138		110	1
167	1	140	2	160	2	175	3	228	2	200	4
228	1	265	1	279	6	255	1	303	1	291	5
325	9	367	8	380	4	389	12	440	14	412	19
24	1	29	1	16		22		25	1	15	
18	3	27	1	27		34	1	27	3	25	3
30	2	31	3	35	1	41	1	41	6	35	3
74	3	103	11	133	18	147	9	130	21	157	16
147	24	163	47	171	44	162	53	186	50	210	56
657	176	736	222	798	242	886	348	903	320	839	351
16	1	17	1	25	2	26	3	27	7	19	8
202	10	238	14	262	15	347	28	337	34	336	50
20		42	1	27		17		16		4	1
58	3	8	1	23	1	37	2	10		7	2
8	4	5	7	8	3	8	2	9	5	5	4
139	32	160	35	160	48	217	50	201	38	220	50
1,501	103	1,332	119	1,214	121	1,196	91	1,181	106	1,232	111
3,998	341	3,997	353	3,884	380	3,814	426	3,934	407	4,113	456
4		1		1							
4		3		6		2	1	1		2	
22		39	2	25	1	26		29		27	3
43	1	112	1	64	3	90	1	99	1	74	3
1,584	14	1,460	14	1,512	14	1,562	14	1,477	9	1,672	8
4,132	26	4,018	38	4,265	39	4,221	39	4,288	38	4,493	32
537	240	676	253	822	290	881	367	859	335	1,072	458
1,607	344	1,815	383	2,089	435	2,115	527	2,184	558	2,773	647
2	1	2	2	1	2	7	1	2	1	6	9
4	2	9	1	6		19	1	15	4	19	5
298	26	352	28	372	27	410	40	388	49	414	83
906	79	1,091	96	1,156	108	1,284	144	1,182	96	1,245	179
3,601	137	3,904	161	3,604	176	3,266	197	3,536	218	3,524	289
10,395	480	10,990	490	10,852	576	10,727	693	10,938	628	11,731	836
	3		6		10		7		5		13
	11		16		40		61		30		46
	38		35		35		56		55		43
	38		35		41		76		82		50
<b>11,609</b>	<b>1,070</b>	<b>12,361</b>	<b>1,232</b>	<b>12,178</b>	<b>1,303</b>	<b>12,099</b>	<b>1,652</b>	<b>12,094</b>	<b>1,607</b>	<b>12,341</b>	<b>1,940</b>
<b>30,040</b>	<b>2,477</b>	<b>31,596</b>	<b>2,694</b>	<b>32,861</b>	<b>3,268</b>	<b>33,562</b>	<b>3,837</b>	<b>34,207</b>	<b>3,848</b>	<b>35,479</b>	<b>4,552</b>
<b>41,649</b>	<b>3,547</b>	<b>43,957</b>	<b>3,926</b>	<b>45,039</b>	<b>4,571</b>	<b>45,661</b>	<b>5,489</b>	<b>46,301</b>	<b>5,455</b>	<b>47,820</b>	<b>6,492</b>

***POLICE EMPLOYMENT DATA***

The Uniform Crime Reporting System in Maine incorporates a collection of important data relating to police within the state. Information such as ratio of police to population, assaults on officers, and related analysis are covered in this section.

As of October 31, 2019, the following information was gathered from 132 reporting agencies.

**Sworn Personnel**

- There were 1,648 full-time municipal law enforcement officers, representing 1.94 officers per 1,000 population for urban population areas.
- There were 388 full-time sworn law enforcement officers employed by Maine's 16 Sheriff's Departments. There were 328 sworn officers employed by the Maine State Police. The ratio of officers per 1,000 population in rural areas is 1.45.
- Statewide, there were 2,379 full-time sworn law enforcement officers. The total complement of officers represents a rate of 1.77 officers per 1,000 population.
- Nationally, in 2018, the average rate per 1,000 was 2.4. The average 2018 rate for the New England states was 2.4.

**Civilian Personnel**

- The number of full-time civilian support personnel employed by the municipal departments in Maine was 357.
- There were 50 civilians employed full-time by the county Sheriff's Departments. The Maine State Police employed 115 full-time civilians.
- The total number of full-time civilian support personnel employed statewide was 545.

Caution should be exercised in using rates for comparative purposes, since a wide variety of factors dictate the number of employees necessary to various law enforcement agencies. The term "full-time sworn" officers does not mean that these personnel are performing regular police enforcement duties in investigations, patrol and deterrent practices. The need for regulatory duties, correction duties, administrative duties and assigned special duties affects the number of personnel available for regular law enforcement duties. Comparing agencies should not be done without considering the "in-house" duties and responsibilities of the agencies involved.

Figures for Sheriff's Department personnel for the year 2019 do not include persons serving as correctional or court personnel in all Sheriff's Departments.

***Police Employment Data 2019***

Agency	Population	Sworn Law Enforcement			Civilian Personnel		Total		Total
		Officers	Officers/ /1000	Officers/ /1000	M	F	M	F	
Androscoggin SO	28,801	22	—	0.8	—	2	22	2	24
Auburn PD	23,214	50	3	2.6	2	5	52	8	60
Lewiston PD	35,865	74	6	2.6	5	7	79	13	92
Livermore Falls PD	3,134	6	—	1.9	—	—	6	—	6
Lisbon PD	8,975	12	2	2.2	3	3	15	5	20
Mechanic Falls PD	2,973	5	—	1.7	—	—	5	—	5
Sabattus PD	5,064	6	2	1.8	—	1	6	3	9
<b>Total Androscoggin</b>	<b>108,026</b>	<b>175</b>	<b>13</b>	<b>2.0</b>	<b>10</b>	<b>18</b>	<b>185</b>	<b>31</b>	<b>216</b>
Aroostook SO	26,943	17	2	1.0	3	4	20	6	26
Caribou PD	7,548	16	—	2.3	—	1	16	1	17
Fort Fairfield PD	3,256	5	—	1.5	—	—	5	—	5
Fort Kent PD	3,816	4	—	2.1	1	3	5	3	8
Houlton PD	5,720	9	3	3.0	1	4	10	7	17
Madawaska PD	3,662	6	—	1.9	—	1	6	1	7
Presque Isle PD	8,918	12	2	2.1	2	3	14	5	19
Van Buren PD	1,972	3	—	1.5	—	—	3	—	3
Ashland PD	1,206	2	1	2.5	—	—	2	1	3
Limestone PD	2,200	3	—	1.4	—	—	3	—	3
Washburn PD	1,533	2	—	1.3	—	—	2	—	2
<b>Total Aroostook</b>	<b>66,774</b>	<b>79</b>	<b>8</b>	<b>1.6</b>	<b>7</b>	<b>16</b>	<b>86</b>	<b>24</b>	<b>110</b>
Cumberland SO	54,711	57	5	1.4	6	6	63	11	74
Brunswick PD	20,510	29	3	2.2	5	9	34	12	46
Cape Elizabeth PD	9,352	13	1	1.6	1	—	14	1	15
Falmouth PD	12,378	19	1	2.3	5	4	24	5	29
Gorham PD	17,818	20	3	1.4	—	2	20	5	25
Portland PD	66,458	134	16	3.1	16	41	150	57	207
South Portland PD	25,686	44	8	2.3	2	4	46	12	58
Scarborough PD	20,542	34	6	3.0	11	10	45	16	61
Westbrook PD	19,166	32	5	2.2	1	5	33	10	43



Agency	Population	Sworn Law Enforcement			Civilian		Total		Total
		Officers	Officers/ /1000	Officers/ /1000	Personnel	Personnel	M	F	
Bridgton PD	5,388	6	1	1.5	—	1	6	2	8
Cumberland PD	8,295	11	—	1.6	1	1	12	1	13
Freeport PD	8,593	13	2	2.0	—	2	13	4	17
Yarmouth PD	8,540	13	1	1.8	—	1	13	2	15
Windham PD	18,627	26	1	1.6	—	3	26	4	30
Univ. Maine - Gorham	—	10	1	—	—	4	10	5	15
<b>Total Cumberland</b>	<b>296,064</b>	<b>461</b>	<b>54</b>	<b>2.2</b>	<b>48</b>	<b>93</b>	<b>509</b>	<b>147</b>	<b>656</b>
Franklin SO	11,860	19	—	1.7	—	1	19	1	20
Farmington PD	7,603	9	1	1.4	—	1	9	2	11
Jay PD	4,586	8	—	2.0	—	1	8	1	9
Wilton PD	3,924	5	1	1.5	—	—	5	1	6
Rangeley PD	1,143	3	—	2.6	—	—	3	—	3
Univ. Maine - Farmington	—	5	—	—	—	1	5	1	6
Carrabassett Valley PD	777	1	—	1.3	—	—	1	—	1
<b>Total Franklin</b>	<b>29,893</b>	<b>50</b>	<b>2</b>	<b>1.9</b>	<b>—</b>	<b>4</b>	<b>50</b>	<b>6</b>	<b>56</b>
Hancock SO	30,298	19	1	0.7	—	2	19	3	22
Bar Harbor PD	7,682	20	—	3.6	4	4	24	4	28
Ellsworth PD	8,088	14	2	2.3	—	3	14	5	19
Bucksport PD	4,926	8	—	2.4	1	3	9	3	12
Southwest Harbor PD	1,795	5	—	5.0	3	1	8	1	9
Gouldsboro PD	1,745	2	—	1.1	—	—	2	—	2
Winter Harbor PD	513	—	—	—	—	—	—	—	—
<b>Total Hancock</b>	<b>55,047</b>	<b>68</b>	<b>3</b>	<b>1.7</b>	<b>8</b>	<b>13</b>	<b>76</b>	<b>16</b>	<b>92</b>
Kennebec SO	51,738	23	1	0.5	1	2	24	3	27
Augusta PD	18,629	42	4	3.2	7	6	49	10	59
Gardiner PD	5,645	10	2	2.1	—	—	10	2	12
Hallowell PD	2,371	5	—	2.1	—	—	5	—	5
Waterville PD	16,765	26	3	2.2	1	7	27	10	37
Oakland PD	6,296	10	—	1.7	—	1	10	1	11
Monmouth PD	4,131	4	—	1.0	—	—	4	—	4
Winslow PD	7,598	10	1	1.6	—	1	10	2	12
Winthrop PD	5,979	7	1	2.0	1	3	8	4	12
Capitol Police	—	13	—	—	—	—	13	—	13
Clinton PD	3,329	4	—	1.2	—	—	4	—	4
<b>Total Kennebec</b>	<b>122,481</b>	<b>154</b>	<b>12</b>	<b>1.6</b>	<b>10</b>	<b>20</b>	<b>164</b>	<b>32</b>	<b>196</b>
Knox SO	21,809	21	—	1.0	—	1	21	1	22
Camden PD	4,823	10	1	2.7	2	—	12	1	13
Rockland PD	7,128	16	1	2.7	1	1	17	2	19
Thomaston PD	2,767	2	—	0.7	—	—	2	—	2
Rockport PD	3,378	6	—	1.8	—	—	6	—	6
<b>Total Knox</b>	<b>39,905</b>	<b>55</b>	<b>2</b>	<b>1.6</b>	<b>3</b>	<b>2</b>	<b>58</b>	<b>4</b>	<b>62</b>
Lincoln SO	21,356	23	—	1.2	—	2	23	2	25
Boothbay Harbor PD	2,204	7	—	3.6	—	1	7	1	8
Damariscotta PD	2,151	4	1	2.8	—	1	4	2	6
Waldoboro PD	5,041	8	—	1.8	—	1	8	1	9
Wiscasset PD	3,697	4	—	1.4	—	1	4	1	5
<b>Total Lincoln</b>	<b>34,449</b>	<b>46</b>	<b>1</b>	<b>1.5</b>	<b>—</b>	<b>6</b>	<b>46</b>	<b>7</b>	<b>53</b>
Oxford SO	29,456	24	—	0.9	—	2	24	2	26
Rumford PD	5,670	12	1	2.3	—	—	12	1	13
Dixfield PD	2,465	4	—	1.6	—	—	4	—	4
Mexico PD	2,605	5	—	1.9	—	—	5	—	5
Norway PD	4,979	8	—	1.8	—	1	8	1	9
Paris PD	5,112	6	1	1.6	—	1	6	2	8
Fryeburg PD	3,398	3	2	1.5	—	—	3	2	5
Oxford PD	4,100	7	—	2.0	—	1	7	1	8
<b>Total Oxford</b>	<b>57,785</b>	<b>69</b>	<b>4</b>	<b>1.3</b>	<b>—</b>	<b>5</b>	<b>69</b>	<b>9</b>	<b>78</b>
Penobscot SO	61,005	35	1	0.7	—	5	35	6	41
Bangor PD	31,872	70	8	2.9	5	11	75	19	94
Brewer PD	9,000	18	2	2.4	—	2	18	4	22
Dexter PD	3,671	6	—	1.6	—	—	6	—	6
Lincoln PD	4,886	8	—	1.8	—	1	8	1	9
Old Town PD	7,413	14	2	2.3	—	1	14	3	17
Orono PD	10,722	13	2	1.5	—	1	13	3	16
Hampden PD	7,352	10	1	1.6	—	1	10	2	12

Agency	Population	Sworn Law Eorcement			Civilian		Total		Total
		Officers	Officers/ /1000	Officers/ /1000	Personnel	Personnel	M	F	
Millinocket PD	4,241	5	2	1.7	—	—	5	2	7
East Millinocket PD	2,919	3	—	1.0	—	—	3	—	3
Newport PD	3,269	5	1	1.8	—	—	5	1	6
Veazie PD	1,814	4	—	2.2	—	—	4	—	4
Univ. Maine - Orono	—	11	2	—	6	2	17	4	21
Holden PD	3,081	4	—	1.3	—	—	4	—	4
<b>Total Penobscot</b>	<b>151,245</b>	<b>206</b>	<b>21</b>	<b>1.7</b>	<b>11</b>	<b>24</b>	<b>217</b>	<b>45</b>	<b>262</b>
Piscataquis SO	8,865	9	—	1.0	—	—	9	—	9
Dover-Foxcroft PD	4,033	6	—	1.5	—	—	6	—	6
Milo PD	2,270	3	—	1.3	—	—	3	—	3
Greenville PD	1,595	3	—	1.9	—	—	3	—	3
<b>Total Piscataquis</b>	<b>16,763</b>	<b>21</b>	<b>—</b>	<b>1.3</b>	<b>—</b>	<b>—</b>	<b>21</b>	<b>—</b>	<b>21</b>
Sagadahoc SO	12,930	19	—	1.6	—	2	19	2	21
Bath PD	8,309	18	1	2.8	—	4	18	5	23
Topsham PD	8,863	12	3	1.8	1	—	13	3	16
Richmond PD	3,440	4	—	1.2	—	—	4	—	4
Phillpsburg PD	2,259	1	—	0.4	—	—	1	—	1
<b>Total Sagadahoc</b>	<b>35,801</b>	<b>54</b>	<b>4</b>	<b>1.8</b>	<b>1</b>	<b>6</b>	<b>55</b>	<b>10</b>	<b>65</b>
Somerset SO	31,810	22	1	0.8	—	4	22	5	27
Fairfield PD	6,534	9	1	1.5	—	—	9	1	10
Skowhegan PD	8,214	11	4	1.9	—	1	11	5	16
Pittsfield PD	3,999	6	—	1.8	—	1	6	1	7
<b>Total Somerset</b>	<b>50,557</b>	<b>48</b>	<b>6</b>	<b>1.2</b>	<b>—</b>	<b>6</b>	<b>48</b>	<b>12</b>	<b>60</b>
Waldo SO	30,001	20	1	0.8	—	2	20	3	23
Belfast PD	6,720	15	—	2.4	—	1	15	1	16
Searsport PD	2,648	3	—	1.1	—	—	3	—	3
Islesboro PD	565	1	—	1.8	—	—	1	—	1
<b>Total Waldo</b>	<b>39,934</b>	<b>39</b>	<b>1</b>	<b>1.1</b>	<b>—</b>	<b>3</b>	<b>39</b>	<b>4</b>	<b>43</b>
Washington SO	22,453	14	2	0.8	1	1	15	3	18
Calais PD	2,973	7	1	2.7	—	—	7	1	8
Eastport PD	1,251	3	—	2.4	—	—	3	—	3
Machias PD	2,055	3	—	1.5	—	—	3	—	3
Baileysville PD	1,442	5	—	3.5	—	—	5	—	5
Milbridge PD	1,255	2	—	1.6	—	—	2	—	2
<b>Total Washington</b>	<b>31,429</b>	<b>34</b>	<b>3</b>	<b>1.2</b>	<b>1</b>	<b>1</b>	<b>35</b>	<b>4</b>	<b>39</b>
York SO	51,106	29	1	0.6	—	3	29	4	33
Biddeford PD	21,545	50	5	3.6	10	13	60	18	78
Kittery PD	9,890	20	1	2.7	1	5	21	6	27
Old Orchard Beach PD	8,946	20	2	2.7	—	2	20	4	24
Saco PD	19,908	27	6	2.3	7	6	34	12	46
Sanford PD	21,233	37	3	2.1	—	4	37	7	44
Berwick PD	7,860	12	—	1.7	—	1	12	1	13
Eliot PD	6,817	8	—	1.3	—	1	8	1	9
Kennebunk PD	11,622	20	4	2.3	1	2	21	6	27
Kennebunkport PD	3,660	13	1	5.2	3	2	16	3	19
North Berwick PD	4,731	8	—	1.9	—	1	8	1	9
Ogunquit PD	931	10	1	12.9	—	1	10	2	12
South Berwick PD	7,564	8	—	1.2	—	1	8	1	9
Wells PD	10,670	20	3	3.0	3	6	23	9	32
York PD	13,231	25	2	2.9	6	5	31	7	38
Buxton PD	8,345	6	1	1.7	3	4	9	5	14
<b>Total York</b>	<b>208,059</b>	<b>313</b>	<b>30</b>	<b>2.1</b>	<b>34</b>	<b>57</b>	<b>347</b>	<b>87</b>	<b>434</b>
All Other Dept. of Pub. Sfty.	—	14	1	—	14	9	28	10	38
Maine State Police	—	299	29	—	43	72	342	101	443
<b>Totals</b>	<b>1,344,212</b>	<b>2,185</b>	<b>194</b>	<b>2.2</b>	<b>190</b>	<b>355</b>	<b>2,375</b>	<b>549</b>	<b>2,924</b>

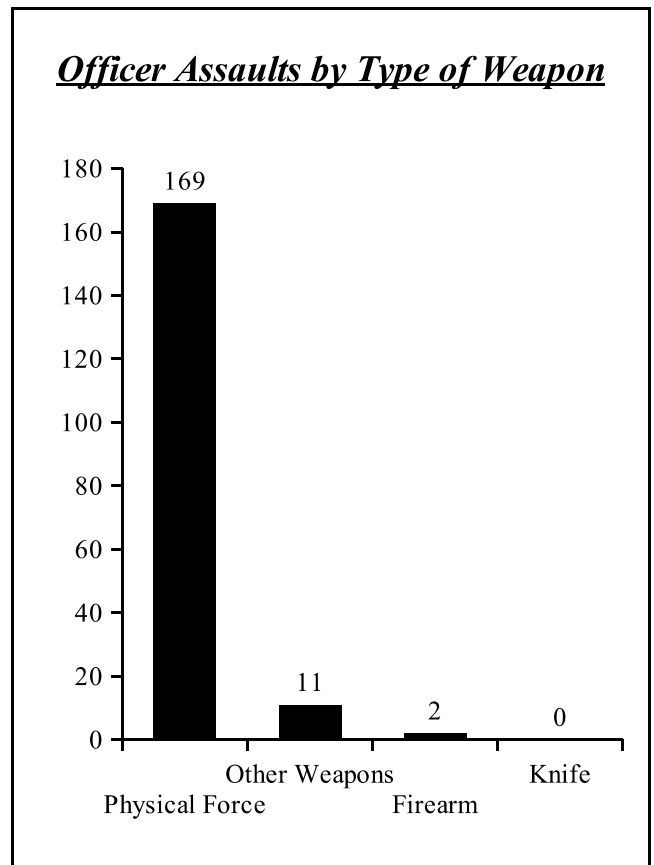
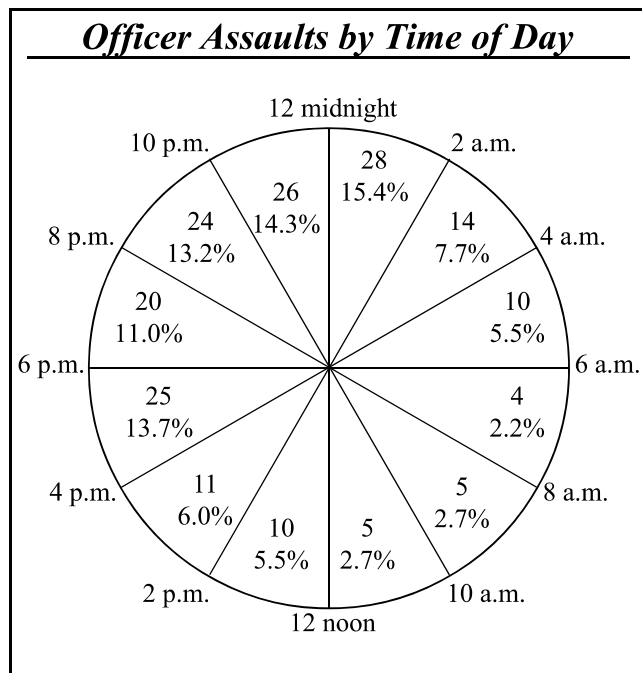
## ASSAULTS ON LAW ENFORCEMENT OFFICERS

The following information is based on a detailed monthly collection of data in the Uniform Crime Reporting system regarding the problem of assaults on municipal, county and state law enforcement officers.

During 2019:

- There were 182 assaults on law enforcement officers, a decrease from the 2018 figure of 188.
- The ratio of assaults per 100 officers during 2019 was 7.7, compared to 8.0 assaults per 100 officers during 2018.
- The greatest number of officer assaults occurred while the officer was responding to disturbance calls — 76, or 41.8% of the total.
- Personal weapons (hands, fists, feet, etc.) were used in 92.9% or 169 of the assaults.
- Of the 182 assaults, 28.6% (52) resulted in personal injury to the officer, while 71.4% (130) produced no injury.
- 44.0% of assaults were aimed at officers who were alone (80), 56.0% were directed at assisted officers (102).
- The most common time period of assaults was 8 p.m. to 2 a.m. (42.9%), with 15.4% occurring from 12 a.m. to 2 a.m.
- Law enforcement cleared 97.3% (177) of all assaults on officers.
- Of the 182 reported assaults on officers, 16 were on sheriff’s deputies, 12 were on state police officers, and 154 were on municipal officers.

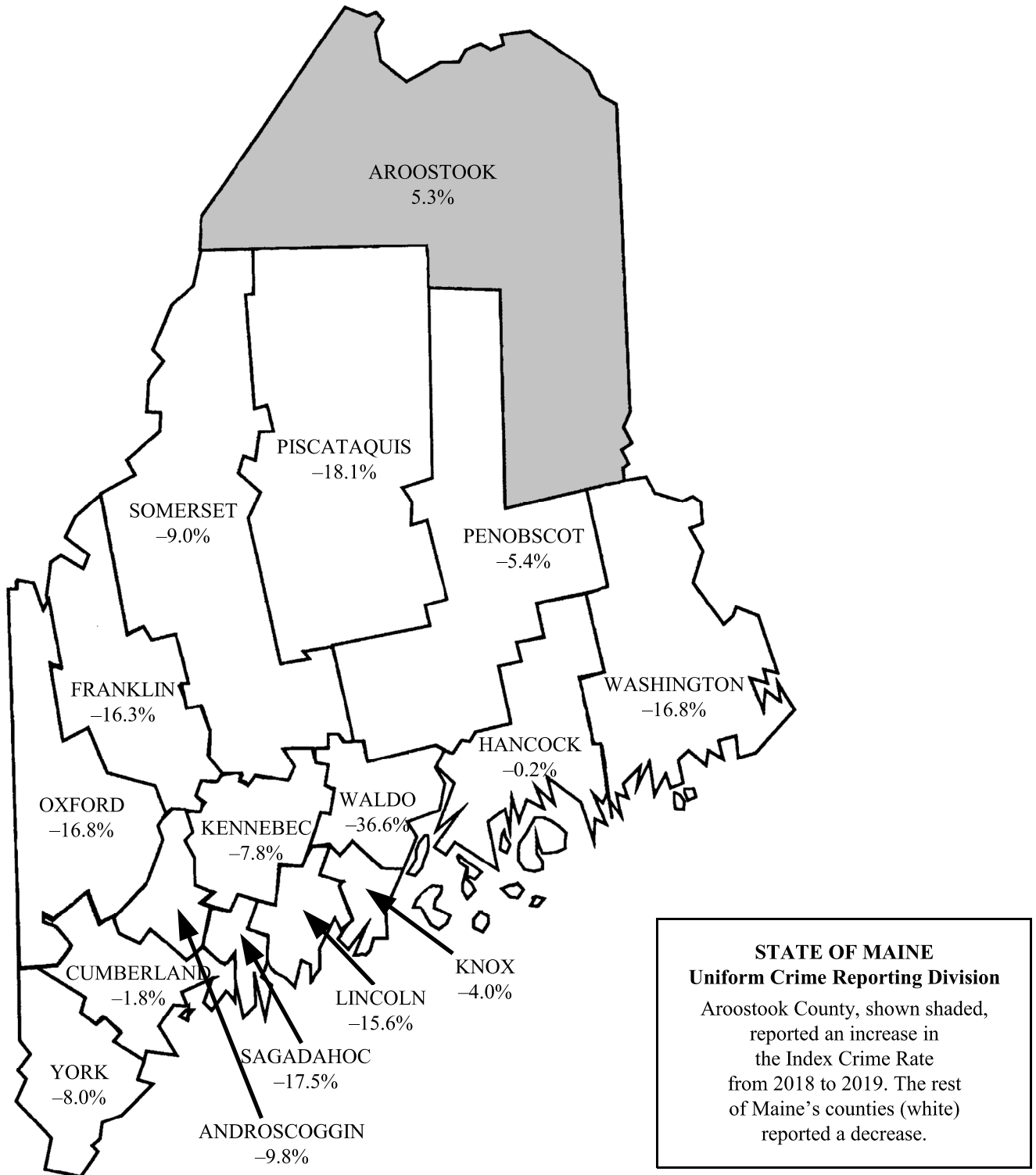
County	Assaults on Officers			2019 Rate Per 100 Officers
	2018	2019	% Change	
Androscoggin	16	15	-6.3%	8.0
Aroostook	6	6	—	6.9
Cumberland	67	52	-22.4%	10.1
Franklin	8	1	-87.5%	1.9
Hancock	2	6	200.0%	8.5
Kennebec	20	19	-5.0%	11.4
Knox	2	1	-50.0%	1.8
Lincoln	4	8	100.0%	17.0
Oxford	—	3	100.0%	4.1
Penobscot	11	9	-18.2%	4.0
Piscataquis	—	1	100.0%	4.8
Sagadahoc	1	5	400.0%	8.6
Somerset	11	12	9.1%	22.2
Waldo	—	4	100.0%	10.0
Washington	—	—	—	—
York	24	28	16.7%	8.2
Fire Marshal	—	—	—	—
MDEA	—	—	—	—
State Police	16	12	-25.0%	3.7
<b>Totals</b>	<b>188</b>	<b>182</b>	<b>-3.2%</b>	<b>7.7</b>



**Officer Assaults by Circumstances — 2019**

Total Assaults	Type of Weapon					Type of Assignment						Police Assault Cleared	
	Firearm	Knife or Other Cutting Instrument	Other Dangerous Weapon	Hands, Fists, Feet, etc.	Two-Officer Vehicle	One-Officer Vehicle		Detective or Spec. Assign.		Other			
						Alone	Assisted	Alone	Assisted	Alone	Assisted		
(A)	(B)	(C)	(D)	(E)	(F)	(G)	(H)	(I)	(J)	(K)	(L)	(M)	
1. Responding to disturbance call	76	—	—	2	74	2	30	30	1	—	6	7	73
2. Burglaries in progress or pursuing burglary suspects	8	—	—	4	4	—	4	1	—	—	1	2	8
3. Robberies in progress or pursuing robbery suspects	—	—	—	—	—	—	—	—	—	—	—	—	—
4. Attempting other arrests	21	2	—	1	18	2	9	10	—	—	—	—	20
5. Civil disorder (riot, mass disobedience)	6	—	—	—	6	1	1	2	—	—	1	1	6
6. Handling, transporting, custody of prisoners	26	—	—	—	26	2	6	13	—	—	2	3	26
7. Investigating suspicious persons or circumstances	17	—	—	1	16	2	6	6	—	—	2	1	16
8. Ambush — no warning	—	—	—	—	—	—	—	—	—	—	—	—	—
9. Handling persons with mental illness	4	—	—	—	4	—	1	3	—	—	—	—	4
10. Traffic pursuits and stops	7	—	—	1	6	—	4	3	—	—	—	—	7
11. All other	17	—	—	2	15	1	6	8	—	—	—	2	17
<b>12. Totals (1–11)</b>	<b>182</b>	<b>2</b>	<b>—</b>	<b>11</b>	<b>169</b>	<b>10</b>	<b>67</b>	<b>76</b>	<b>1</b>	<b>—</b>	<b>12</b>	<b>16</b>	<b>177</b>
13. Number with personal injury	52	—	—	1	51								
14. Number without personal injury	130	2	—	10	118								
15. Time of assaults													
A.M.	28	14	10	4	5	5							
P.M.	10	11	25	20	24	26							
	12:00	2:00	4:00	6:00	8:00	10:00							

**COUNTY CRIME ANALYSIS**



<i>Androscoggin County</i>		<i>January–December 2019</i>										
<b>Contributing Agency</b>	<b>Estimated Population</b>	<b>Crime Rate</b>	<b>Murder</b>	<b>Rape</b>	<b>Robbery</b>	<b>Aggravated Assault</b>	<b>Burglary</b>	<b>Larceny</b>	<b>M/V Theft</b>	<b>Arson</b>	<b>Total Index Crimes</b>	<b>Clearance Rate</b>
Androscoggin SO	28,801	3.96	—	5	1	7	25	69	6	1	114	58.8
Auburn*	23,214	23.61	1	13	5	15	56	447	10	1	548	51.6
Lewiston*	35,865	23.20	—	31	20	59	123	558	39	2	832	22.8
Livermore Falls	3,134	15.32	—	6	—	10	3	28	1	—	48	33.3
Lisbon*	8,975	7.35	—	6	1	3	4	46	5	1	66	22.7
Mechanic Falls	2,973	10.43	—	4	—	1	3	22	1	—	31	32.3
Sabattus	5,064	2.96	—	—	—	1	6	5	3	—	15	13.3
<b>Androscoggin County Totals</b>	<b>108,026</b>	<b>15.31</b>	<b>1</b>	<b>65</b>	<b>27</b>	<b>96</b>	<b>220</b>	<b>1,175</b>	<b>65</b>	<b>5</b>	<b>1,654</b>	<b>35.2</b>

<i>Aroostook County</i>		<i>January–December 2019</i>										
<b>Contributing Agency</b>	<b>Estimated Population</b>	<b>Crime Rate</b>	<b>Murder</b>	<b>Rape</b>	<b>Robbery</b>	<b>Aggravated Assault</b>	<b>Burglary</b>	<b>Larceny</b>	<b>M/V Theft</b>	<b>Arson</b>	<b>Total Index Crimes</b>	<b>Clearance Rate</b>
Aroostook SO	26,943	3.08	—	—	—	6	25	48	4	—	83	49.4
Caribou	7,548	17.75	—	—	2	6	19	97	10	—	134	67.9
Fort Fairfield	3,256	3.69	—	1	—	—	5	3	3	—	12	50.0
Fort Kent	3,816	5.24	—	—	—	—	—	20	—	—	20	70.0
Houlton	5,720	31.64	—	4	—	16	18	134	8	1	181	52.5
Madawaska	3,662	9.56	—	—	—	—	1	33	1	—	35	48.6
Presque Isle	8,918	27.92	1	3	1	18	42	171	12	1	249	51.4
Van Buren	1,972	5.07	—	—	—	2	—	7	1	—	10	70.0
Ashland	1,206	3.32	—	—	—	2	—	2	—	—	4	100.0
Limestone	2,200	9.09	—	—	—	2	5	12	1	—	20	30.0
Washburn	1,533	23.48	—	2	—	—	5	24	5	—	36	30.6
<b>Aroostook County Totals</b>	<b>66,774</b>	<b>11.74</b>	<b>1</b>	<b>10</b>	<b>3</b>	<b>52</b>	<b>120</b>	<b>551</b>	<b>45</b>	<b>2</b>	<b>784</b>	<b>53.6</b>

\*Agencies marked with an asterisk have submitted enhanced IBR crime statistics in 2019. The statistics have been translated back down to summary data in these tables for comparison against data from agencies that are not yet submitting IBR. For NIBRS reports for these agencies, please see pp. 100–131.

<i>Cumberland County</i>		<i>January–December 2019</i>										
Contributing Agency	Estimated Population	Crime Rate	Murder	Rape	Robbery	Aggravated Assault	Burglary	Larceny	M/V Theft	Arson	Total Index Crimes	Clearance Rate
Cumberland SO	54,711	5.74	—	9	2	18	57	207	21	—	314	40.8
Brunswick	20,510	16.04	—	6	1	3	16	297	6	—	329	61.1
Cape Elizabeth	9,352	5.13	—	1	—	—	11	34	1	1	48	6.3
Falmouth	12,378	11.23	—	—	—	3	5	130	1	—	139	50.4
Gorham	17,818	7.80	—	2	—	5	7	121	3	1	139	26.6
Portland	66,458	28.30	3	29	43	86	181	1,460	74	5	1,881	21.4
South Portland*	25,686	24.10	—	17	10	23	39	508	19	3	619	32.0
Scarborough*	20,542	12.90	1	3	—	7	15	235	4	—	265	42.6
Westbrook*	19,166	15.70	—	7	3	24	55	195	16	1	301	30.9
Bridgton	5,388	9.28	—	2	—	4	6	38	—	—	50	60.0
Cumberland	8,295	2.05	—	—	—	—	2	14	1	—	17	17.6
Freeport*	8,593	11.17	—	1	—	1	6	86	2	—	96	44.8
Yarmouth	8,540	4.80	—	2	1	—	4	33	1	—	41	12.2
Windham	18,627	9.77	—	2	3	7	11	154	5	—	182	45.6
University of Southern Maine	—	—	—	—	—	1	—	33	—	—	34	8.8
<b>Cumberland County Totals</b>	<b>296,064</b>	<b>15.05</b>	<b>4</b>	<b>81</b>	<b>63</b>	<b>182</b>	<b>415</b>	<b>3,545</b>	<b>154</b>	<b>11</b>	<b>4,455</b>	<b>31.7</b>

<i>Franklin County</i>		<i>January–December 2019</i>										
Contributing Agency	Estimated Population	Crime Rate	Murder	Rape	Robbery	Aggravated Assault	Burglary	Larceny	M/V Theft	Arson	Total Index Crimes	Clearance Rate
Franklin SO*	11,860	3.71	—	4	—	2	7	30	1	—	44	29.5
Farmington*	7,603	12.89	—	4	—	4	15	74	1	—	98	36.7
Jay	4,586	8.07	—	3	—	4	4	23	3	—	37	29.7
Wilton	3,924	5.86	—	1	—	5	2	14	1	—	23	52.2
Rangeley	1,143	8.75	—	—	—	—	—	9	1	—	10	50.0
University of ME Farmington	—	—	—	—	—	—	—	7	1	—	8	25.0
Carrabassett Valley*	777	14.16	—	—	—	1	1	9	—	—	11	—
<b>Franklin County Totals</b>	<b>29,893</b>	<b>7.73</b>	<b>—</b>	<b>12</b>	<b>—</b>	<b>16</b>	<b>29</b>	<b>166</b>	<b>8</b>	<b>—</b>	<b>231</b>	<b>34.2</b>

\*Agencies marked with an asterisk have submitted enhanced IBR crime statistics in 2019. The statistics have been translated back down to summary data in these tables for comparison against data from agencies that are not yet submitting IBR. For NIBRS reports for these agencies, please see pp. 100–131.

<i>Hancock County</i>			<i>January–December 2019</i>									
Contributing Agency	Estimated Population	Crime Rate	Murder	Rape	Robbery	Aggravated Assault	Burglary	Larceny	M/V Theft	Arson	Total Index Crimes	Clearance Rate
Hancock SO	30,298	2.51	—	1	—	3	16	49	7	—	76	60.5
Bar Harbor	7,682	8.46	—	1	—	2	10	49	3	—	65	40.0
Ellsworth	8,088	22.26	—	5	—	1	11	153	10	—	180	82.8
Bucksport	4,926	11.77	—	—	—	2	5	46	4	1	58	63.8
Southwest Harbor	1,795	11.14	—	—	—	1	—	17	1	1	20	50.0
Gouldsboro	1,745	3.44	—	—	—	—	1	5	—	—	6	—
Winter Harbor	513	—	—	—	—	—	—	—	—	—	—	—
<b>Hancock County Totals</b>	<b>55,047</b>	<b>7.36</b>	<b>—</b>	<b>7</b>	<b>—</b>	<b>9</b>	<b>43</b>	<b>319</b>	<b>25</b>	<b>2</b>	<b>405</b>	<b>66.2</b>

<i>Kennebec County</i>			<i>January–December 2019</i>									
Contributing Agency	Estimated Population	Crime Rate	Murder	Rape	Robbery	Aggravated Assault	Burglary	Larceny	M/V Theft	Arson	Total Index Crimes	Clearance Rate
Kennebec SO*	51,738	3.77	—	4	1	16	51	117	6	—	195	37.9
Augusta*	18,629	34.41	1	20	12	15	59	523	9	2	641	56.8
Gardiner	5,645	8.15	1	—	1	2	2	37	3	—	46	37.0
Hallowell	2,371	6.75	—	—	2	2	3	9	—	—	16	43.8
Waterville*	16,765	28.75	1	18	2	17	33	399	11	1	482	46.5
Oakland*	6,296	10.64	—	5	—	2	12	45	3	—	67	25.4
Monmouth*	4,131	4.12	—	—	—	1	4	11	1	—	17	47.1
Winslow*	7,598	9.87	—	6	1	—	9	56	3	—	75	32.0
Winthrop	5,979	8.36	—	—	—	5	12	31	2	—	50	52.0
Capitol Police	—	—	—	—	—	—	—	2	—	—	2	—
Clinton	3,329	8.11	—	8	—	4	—	14	1	—	27	18.5
<b>Kennebec County Totals</b>	<b>122,481</b>	<b>13.21</b>	<b>3</b>	<b>61</b>	<b>19</b>	<b>64</b>	<b>185</b>	<b>1,244</b>	<b>39</b>	<b>3</b>	<b>1,618</b>	<b>47.3</b>

<i>Knox County</i>			<i>January–December 2019</i>									
Contributing Agency	Estimated Population	Crime Rate	Murder	Rape	Robbery	Aggravated Assault	Burglary	Larceny	M/V Theft	Arson	Total Index Crimes	Clearance Rate
Knox SO	21,809	7.43	—	—	—	5	21	122	13	1	162	35.2
Camden	4,823	0.62	—	—	—	—	—	3	—	—	3	100.0
Rockland	7,128	17.26	—	1	—	3	8	102	8	1	123	36.6
Thomaston	2,767	23.49	—	—	—	—	4	54	7	—	65	15.4
Rockport	3,378	5.62	—	—	—	1	2	15	1	—	19	57.9
<b>Knox County Totals</b>	<b>39,905</b>	<b>9.32</b>	<b>—</b>	<b>1</b>	<b>—</b>	<b>9</b>	<b>35</b>	<b>296</b>	<b>29</b>	<b>2</b>	<b>372</b>	<b>33.9</b>

\*Agencies marked with an asterisk have submitted enhanced IBR crime statistics in 2019. The statistics have been translated back down to summary data in these tables for comparison against data from agencies that are not yet submitting IBR. For NIBRS reports for these agencies, please see pp. 100–131.



<i>Lincoln County</i>		<i>January–December 2019</i>										
<b>Contributing Agency</b>	<b>Estimated Population</b>	<b>Crime Rate</b>	<b>Murder</b>	<b>Rape</b>	<b>Robbery</b>	<b>Aggravated Assault</b>	<b>Burglary</b>	<b>Larceny</b>	<b>M/V Theft</b>	<b>Arson</b>	<b>Total Index Crimes</b>	<b>Clearance Rate</b>
Lincoln SO	21,356	7.16	—	19	—	6	29	92	7	—	153	26.8
Boothbay Harbor	2,204	7.26	—	2	—	1	—	12	1	—	16	43.8
Damariscotta	2,151	21.85	—	1	—	—	1	44	1	—	47	61.7
Waldoboro	5,041	9.52	—	1	1	1	10	35	—	—	48	25.0
Wiscasset	3,697	6.76	—	1	—	1	2	20	1	—	25	56.0
<b>Lincoln County Totals</b>	<b>34,449</b>	<b>8.39</b>	<b>—</b>	<b>24</b>	<b>1</b>	<b>9</b>	<b>42</b>	<b>203</b>	<b>10</b>	<b>—</b>	<b>289</b>	<b>35.6</b>

<i>Oxford County</i>		<i>January–December 2019</i>										
<b>Contributing Agency</b>	<b>Estimated Population</b>	<b>Crime Rate</b>	<b>Murder</b>	<b>Rape</b>	<b>Robbery</b>	<b>Aggravated Assault</b>	<b>Burglary</b>	<b>Larceny</b>	<b>M/V Theft</b>	<b>Arson</b>	<b>Total Index Crimes</b>	<b>Clearance Rate</b>
Oxford SO	29,456	8.42	—	13	3	9	56	156	11	—	248	63.3
Rumford	5,670	29.81	—	12	1	5	28	119	3	1	169	32.0
Dixfield	2,465	11.36	—	3	—	—	13	10	2	—	28	21.4
Mexico	2,605	47.60	—	6	—	—	20	97	1	—	124	16.1
Norway	4,979	16.27	—	—	1	1	15	62	1	1	81	58.0
Paris	5,112	11.93	2	2	2	—	14	37	4	—	61	47.5
Fryeburg	3,398	14.71	—	1	—	—	7	41	1	—	50	12.0
Oxford	4,100	27.80	—	1	2	1	10	97	3	—	114	39.5
<b>Oxford County Totals</b>	<b>57,785</b>	<b>15.14</b>	<b>2</b>	<b>38</b>	<b>9</b>	<b>16</b>	<b>163</b>	<b>619</b>	<b>26</b>	<b>2</b>	<b>875</b>	<b>41.6</b>

<i>Penobscot County</i>			<i>January–December 2019</i>									
<b>Contributing Agency</b>	<b>Estimated Population</b>	<b>Crime Rate</b>	<b>Murder</b>	<b>Rape</b>	<b>Robbery</b>	<b>Aggravated Assault</b>	<b>Burglary</b>	<b>Larceny</b>	<b>M/V Theft</b>	<b>Arson</b>	<b>Total Index Crimes</b>	<b>Clearance Rate</b>
Penobscot SO	61,005	3.79	—	—	2	3	46	163	17	—	231	16.5
Bangor	31,872	37.87	1	1	15	18	64	1,076	28	4	1,207	79.9
Brewer	9,000	33.89	—	—	—	3	11	286	5	—	305	79.7
Dexter	3,671	12.26	—	—	1	—	10	33	1	—	45	31.1
Lincoln	4,886	23.33	—	—	1	—	14	94	5	—	114	39.5
Old Town	7,413	11.06	—	2	1	5	9	63	2	—	82	36.6
Orono	10,722	7.83	—	3	—	4	6	67	4	—	84	26.2
Hampden	7,352	7.21	—	1	—	—	6	46	—	—	53	50.9
Millinocket	4,241	19.34	—	—	—	1	14	63	4	—	82	32.9
East Millinocket	2,919	14.73	—	—	—	—	12	28	3	—	43	46.5
Newport	3,269	16.82	—	—	—	—	13	40	2	—	55	45.5
Veazie	1,814	17.64	—	—	—	2	10	19	—	1	32	31.3
University of ME Orono	—	—	—	—	—	—	3	79	—	2	84	4.8
Holden	3,081	7.79	—	—	—	3	3	15	3	—	24	50.0
<b>Penobscot County Totals</b>	<b>151,245</b>	<b>16.14</b>	<b>1</b>	<b>7</b>	<b>20</b>	<b>39</b>	<b>221</b>	<b>2,072</b>	<b>74</b>	<b>7</b>	<b>2,441</b>	<b>60.7</b>

<i>Piscataquis County</i>			<i>January–December 2019</i>									
<b>Contributing Agency</b>	<b>Estimated Population</b>	<b>Crime Rate</b>	<b>Murder</b>	<b>Rape</b>	<b>Robbery</b>	<b>Aggravated Assault</b>	<b>Burglary</b>	<b>Larceny</b>	<b>M/V Theft</b>	<b>Arson</b>	<b>Total Index Crimes</b>	<b>Clearance Rate</b>
Piscataquis SO	8,865	5.53	—	2	—	2	10	32	3	—	49	53.1
Dover-Foxcroft	4,033	11.16	—	—	—	2	8	34	1	—	45	53.3
Milo	2,270	11.01	—	—	—	1	1	21	2	—	25	64.0
Greenville	1,595	13.17	—	—	—	—	1	18	2	—	21	23.8
<b>Piscataquis County Totals</b>	<b>16,763</b>	<b>8.35</b>	<b>—</b>	<b>2</b>	<b>—</b>	<b>5</b>	<b>20</b>	<b>105</b>	<b>8</b>	<b>—</b>	<b>140</b>	<b>50.7</b>

<i>Sagadahoc County</i>			<i>January–December 2019</i>									
<b>Contributing Agency</b>	<b>Estimated Population</b>	<b>Crime Rate</b>	<b>Murder</b>	<b>Rape</b>	<b>Robbery</b>	<b>Aggravated Assault</b>	<b>Burglary</b>	<b>Larceny</b>	<b>M/V Theft</b>	<b>Arson</b>	<b>Total Index Crimes</b>	<b>Clearance Rate</b>
Sagadahoc SO	12,930	5.18	—	1	1	6	17	36	5	1	67	26.9
Bath	8,309	16.85	—	—	—	4	8	126	2	—	140	30.0
Topsham	8,863	10.61	—	2	—	3	7	81	1	—	94	23.4
Richmond	3,440	7.27	1	1	—	—	12	7	4	—	25	60.0
Phippsburg	2,259	3.10	—	—	—	1	2	4	—	—	7	57.1
<b>Sagadahoc County Totals</b>	<b>35,801</b>	<b>9.30</b>	<b>1</b>	<b>4</b>	<b>1</b>	<b>14</b>	<b>46</b>	<b>254</b>	<b>12</b>	<b>1</b>	<b>333</b>	<b>30.3</b>

**Somerset County****January–December 2019**

<b>Contributing Agency</b>	<b>Estimated Population</b>	<b>Crime Rate</b>	<b>Murder</b>	<b>Rape</b>	<b>Robbery</b>	<b>Aggravated Assault</b>	<b>Burglary</b>	<b>Larceny</b>	<b>M/V Theft</b>	<b>Arson</b>	<b>Total Index Crimes</b>	<b>Clearance Rate</b>
Somerset SO*	31,810	10.56	—	14	3	17	59	212	25	6	336	37.2
Fairfield	6,534	18.21	—	6	1	4	27	75	6	—	119	21.0
Skowhegan*	8,214	27.64	—	10	2	13	22	170	8	2	227	34.4
Pittsfield	3,999	6.25	—	—	1	—	3	21	—	—	25	56.0
<b>Somerset County Totals</b>	<b>50,557</b>	<b>13.98</b>	<b>—</b>	<b>30</b>	<b>7</b>	<b>34</b>	<b>111</b>	<b>478</b>	<b>39</b>	<b>8</b>	<b>707</b>	<b>34.2</b>

**Waldo County****January–December 2019**

<b>Contributing Agency</b>	<b>Estimated Population</b>	<b>Crime Rate</b>	<b>Murder</b>	<b>Rape</b>	<b>Robbery</b>	<b>Aggravated Assault</b>	<b>Burglary</b>	<b>Larceny</b>	<b>M/V Theft</b>	<b>Arson</b>	<b>Total Index Crimes</b>	<b>Clearance Rate</b>
Waldo SO	30,001	2.87	—	—	1	9	33	39	4	—	86	27.9
Belfast	6,720	6.10	—	—	—	3	8	27	3	—	41	31.7
Searsport	2,648	4.91	—	—	—	1	4	8	—	—	13	53.8
Islesboro	565	23.01	—	—	—	—	1	12	—	—	13	—
<b>Waldo County Totals</b>	<b>39,934</b>	<b>3.83</b>	<b>—</b>	<b>—</b>	<b>1</b>	<b>13</b>	<b>46</b>	<b>86</b>	<b>7</b>	<b>—</b>	<b>153</b>	<b>28.8</b>

**Washington County****January–December 2019**

<b>Contributing Agency</b>	<b>Estimated Population</b>	<b>Crime Rate</b>	<b>Murder</b>	<b>Rape</b>	<b>Robbery</b>	<b>Aggravated Assault</b>	<b>Burglary</b>	<b>Larceny</b>	<b>M/V Theft</b>	<b>Arson</b>	<b>Total Index Crimes</b>	<b>Clearance Rate</b>
Washington SO	22,453	4.28	—	1	—	13	26	54	2	—	96	43.8
Calais	2,973	22.54	—	2	—	4	9	50	2	—	67	44.8
Eastport	1,251	7.99	—	1	—	2	2	5	—	—	10	60.0
Machias	2,055	18.00	—	1	—	1	6	28	1	—	37	13.5
Baileyville	1,442	18.03	—	1	1	13	5	5	1	—	26	53.8
Milbridge	1,255	3.98	—	—	—	1	1	2	1	—	5	—
<b>Washington County Totals</b>	<b>31,429</b>	<b>7.67</b>	<b>—</b>	<b>6</b>	<b>1</b>	<b>34</b>	<b>49</b>	<b>144</b>	<b>7</b>	<b>—</b>	<b>241</b>	<b>40.2</b>

\*Agencies marked with an asterisk have submitted enhanced IBR crime statistics in 2019. The statistics have been translated back down to summary data in these tables for comparison against data from agencies that are not yet submitting IBR. For NIBRS reports for these agencies, please see pp. 100–131.

<i>York County</i>		<i>January–December 2019</i>										
<b>Contributing Agency</b>	<b>Estimated Population</b>	<b>Crime Rate</b>	<b>Murder</b>	<b>Rape</b>	<b>Robbery</b>	<b>Aggravated Assault</b>	<b>Burglary</b>	<b>Larceny</b>	<b>M/V Theft</b>	<b>Arson</b>	<b>Total Index Crimes</b>	<b>Clearance Rate</b>
York SO	51,106	6.09	—	4	4	12	70	209	12	—	311	41.5
Biddeford*	21,545	31.19	—	24	9	58	53	513	14	1	672	37.1
Kittery*	9,890	10.21	—	7	—	1	12	78	2	1	101	25.7
Old Orchard Beach*	8,946	15.20	1	6	3	16	17	86	4	3	136	20.6
Saco*	19,908	16.17	—	12	1	8	46	234	20	1	322	22.4
Sanford*	21,233	29.34	—	13	9	19	109	456	13	4	623	16.7
Berwick*	7,860	8.27	—	1	1	3	22	35	3	—	65	24.6
Eliot*	6,817	4.40	—	4	1	2	5	17	1	—	30	23.3
Kennebunk*	11,622	4.65	—	4	—	4	2	43	1	—	54	25.9
Kennebunkport*	3,660	8.47	—	1	—	1	5	24	—	—	31	9.7
North Berwick	4,731	4.44	—	—	—	2	3	16	—	—	21	23.8
Ogunquit	931	29.00	—	—	—	—	1	25	1	—	27	29.6
South Berwick	7,564	5.42	—	2	—	2	11	23	3	—	41	19.5
Wells*	10,670	6.09	—	4	2	8	5	44	2	—	65	41.5
York*	13,231	7.71	—	5	2	4	11	74	4	2	102	17.6
Buxton	8,345	6.23	—	3	—	9	4	34	2	—	52	44.2
<b>York County Totals</b>	<b>208,059</b>	<b>12.75</b>	<b>1</b>	<b>90</b>	<b>32</b>	<b>149</b>	<b>376</b>	<b>1,911</b>	<b>82</b>	<b>12</b>	<b>2,653</b>	<b>27.8</b>

<i>Statewide Agencies</i>		<i>January–December 2019</i>										
<b>Contributing Agency</b>	<b>Estimated Population</b>	<b>Crime Rate</b>	<b>Murder</b>	<b>Rape</b>	<b>Robbery</b>	<b>Aggravated Assault</b>	<b>Burglary</b>	<b>Larceny</b>	<b>M/V Theft</b>	<b>Arson</b>	<b>Total Index Crimes</b>	<b>Clearance Rate</b>
Fire Marshal	—	—	—	—	—	3	4	—	1	89	97	41.2
MDEA*	—	—	—	—	—	—	—	—	—	—	—	—
State Police*	—	—	8	76	9	71	215	543	93	1	1,016	36.8
<b>Statewide Agencies Totals</b>	<b>—</b>	<b>—</b>	<b>8</b>	<b>76</b>	<b>9</b>	<b>74</b>	<b>219</b>	<b>543</b>	<b>94</b>	<b>90</b>	<b>1,113</b>	<b>37.2</b>

<i>State Totals</i>												
<b>Grand Total</b>	<b>1,344,212</b>	<b>13.74</b>	<b>22</b>	<b>514</b>	<b>193</b>	<b>815</b>	<b>2,340</b>	<b>13,711</b>	<b>724</b>	<b>145</b>	<b>18,464</b>	<b>39.6</b>

\*Agencies marked with an asterisk have submitted enhanced IBR crime statistics in 2019. The statistics have been translated back down to summary data in these tables for comparison against data from agencies that are not yet submitting IBR. For NIBRS reports for these agencies, please see pp. 100–131.

---

## ***PROGRAMMED CRIME PROFILES***

---

Reprogramming of UCR-generated data was initiated in 1975 to provide maximum utilization of computer efficiency. In January of 1976 the new programs became operational. Chief benefactors of the new format are the contributors who make this comprehensive program possible by their outstanding support and cooperation.

On the following pages are sample printouts of generated data. The state total data has been selected as the sample for explanation in this publication. This sample is applicable monthly to every community submitting data through direct reporting to the UCR Division.

### **PRINTOUT 1**

Printout number 1 consists of offense data submitted monthly on Part I, or index, crimes.

To the left of the vertical line are the cumulative figures on each index crime to date, and the projected crime rate per 1,000 population. The right-hand column reflects the cumulative crime-to-date comparison from the preceding year, and the percent change in all crime classifications, based on the comparison figures.

Totals for all reported offenses appear at the bottom of the printout, with distinctions being made between the total index crimes and total crimes reported (includes manslaughter by negligence, and non-aggravated assault). Law enforcement officers assault data for the accumulated total is included. The sample printout is for the month of December; however, any particular selected monthly printout will provide similar year-to-date data.

### **PRINTOUT 2**

Printout number 2 consists of data on property stolen and recovered by property type and value. The printout includes data for the year to date and last year to date comparison figures. Recovery percentages are computed for each property type on all entries. Totals of each column, and a total with motor vehicle values removed, are included.

### **PRINTOUT 3**

Printout number 3 is a breakdown of offense data reported on form number 1. It primarily identifies locations of crime occurrence in crimes of robbery and burglary, and expands data on larceny by the analysis of larceny types and location. This printout systematically records the values of property stolen during commission of the various types and methods of the criminal act. This particular printout records the year-to-date data and year-to-date totals from the previous year. The final column indicates percentage of change from the previous year in both the number of offenses and the value of stolen property by crime.

### **PRINTOUT 4**

Printout number 4 relates to the clearance of particular offenses by the reporting agency. The form is divided into two areas: the year to date and last year to date for comparison purposes. It reflects the number of actual offenses, number of offenses cleared, percentage of offenses cleared, and the number of clearances involving only persons under 18 years of age.

**Printout 1 — Offenses Known to Police for December 2019**

Classification of Offenses	Offenses Reported	Unfounded	Actual Offenses	Number Cleared	Projected Rate/1000	Last YTD	Percent Change
<b>1. Criminal Homicide</b>							
A. Murder	25	3	22	19	0.02	23	-4.3%
B. Manslaughter*	2	—	2	—	—	—	100.0%
<b>Rape, Total</b>	<b>546</b>	<b>32</b>	<b>514</b>	<b>162</b>	<b>0.38</b>	<b>447</b>	<b>15.0%</b>
A. Rape	526	31	495	152	0.37	438	13.0%
B. Attempts to Commit	20	1	19	10	0.01	9	111.1%
<b>3. Robbery, Total</b>	<b>193</b>	<b>—</b>	<b>193</b>	<b>106</b>	<b>0.14</b>	<b>227</b>	<b>-15.0%</b>
A. Firearm	41	—	41	29	0.03	57	-28.1%
B. Knife	23	—	23	12	0.02	30	-23.3%
C. Other Weapon	28	—	28	15	0.02	25	12.0%
D. Strong Arm	101	—	101	50	0.08	115	-12.2%
<b>4. Assault — Aggravated, Total</b>	<b>831</b>	<b>16</b>	<b>815</b>	<b>631</b>	<b>0.61</b>	<b>801</b>	<b>1.7%</b>
A. Firearm	74	1	73	37	0.05	70	4.3%
B. Knife	149	1	148	106	0.11	129	14.7%
C. Other Weapon	261	4	257	200	0.19	242	6.2%
D. Hands, Fist, Feet, etc.	347	10	337	288	0.25	360	-6.4%
<b>5. Burglary, Total</b>	<b>2,424</b>	<b>84</b>	<b>2,340</b>	<b>576</b>	<b>1.74</b>	<b>2,707</b>	<b>-13.6%</b>
A. Forcible Entry	987	17	970	246	0.72	1,182	-17.9%
B. Unlawful — No Force	1,258	59	1,199	303	0.89	1,355	-11.5%
C. Attempt Forcible Entry	179	8	171	27	0.13	170	0.6%
<b>6. Larceny-Theft, Total</b>	<b>14,180</b>	<b>469</b>	<b>13,711</b>	<b>5,412</b>	<b>10.20</b>	<b>14,688</b>	<b>-6.7%</b>
<b>7. Motor Vehicle Theft, Total</b>	<b>791</b>	<b>67</b>	<b>724</b>	<b>347</b>	<b>0.54</b>	<b>776</b>	<b>-6.7%</b>
A. Autos	664	64	600	294	0.45	636	-5.7%
B. Trucks and Buses	61	2	59	24	0.04	53	11.3%
C. Other Vehicles	66	1	65	29	0.05	87	-25.3%
<b>8. Arson Total</b>	<b>145</b>	<b>—</b>	<b>145</b>	<b>56</b>	<b>0.11</b>	<b>104</b>	<b>39.4%</b>
<b>Index Crimes Total</b>	<b>19,135</b>	<b>671</b>	<b>18,464</b>	<b>7,309</b>	<b>13.74</b>	<b>19,773</b>	<b>-6.6%</b>
Index Crimes Less Arson	18,990	671	18,319	7,253	13.63	19,669	-6.9%
E. Other Assaults — Simple**	10,348	284	10,064	7,140		9,972	0.9%
<b>Reported Offenses Total</b>	<b>29,485</b>	<b>955</b>	<b>28,530</b>	<b>14,449</b>		<b>29,745</b>	<b>-4.1%</b>
<b>Officers Killed or Assaulted YTD</b>						<b>188</b>	

\*Are not included in index total

**Printout 2 — Report of Stolen and Recovered Property for December 2019**

State Totals	This Year to Date			Last Year to Date		
	Stolen	Recovered	Percent Recovered	Stolen	Recovered	Percent Recovered
Type of Property						
A. Currency, etc.	\$3,826,393	\$177,360	4.6%	\$3,768,065	\$162,512	4.3%
B. Jewelry and Precious Metals	\$1,182,903	\$91,260	7.7%	\$1,259,155	\$92,898	7.4%
C. Clothing and Furs	\$350,268	\$64,370	18.4%	\$310,663	\$58,746	18.9%
D. Locally Stolen Motor Vehicles	\$6,065,980	\$3,361,851	55.4%	\$5,554,663	\$3,350,692	60.3%
E. Office Equipment	\$350,591	\$56,247	16.0%	\$572,425	\$54,588	9.5%
F. Televisions, Radios, Cameras, etc.	\$242,932	\$28,406	11.7%	\$393,801	\$37,371	9.5%
G. Firearms	\$237,175	\$35,488	15.0%	\$199,301	\$25,832	13.0%
H. Household Goods	\$355,271	\$143,666	40.4%	\$300,301	\$54,506	18.2%
I. Consumable Goods	\$770,800	\$50,516	6.6%	\$454,673	\$50,266	11.1%
J. Livestock	\$710	\$150	21.1%	\$9,679	\$3,068	31.7%
K. Miscellaneous	\$5,314,759	\$1,606,568	30.2%	\$4,665,036	\$798,790	17.1%
<b>Totals</b>	<b>\$18,697,782</b>	<b>\$5,615,882</b>	<b>30.0%</b>	<b>\$17,487,762</b>	<b>\$4,689,269</b>	<b>26.8%</b>
Total Less Locally Stolen MVs	\$12,631,802	\$2,254,031	17.8%	\$11,933,099	\$1,338,577	11.2%

**Printout 3 — Property Stolen by Classification for December 2019**

State Totals Classification of Offenses	This Year to Date		Last Year to Date		Percent Change	
	Offenses	Value	Offenses	Value	Offenses	Value
1. Murder and Non-Negligent Manslaughter, Total	22	—	23	—	-4.3%	—
2. Rape, Total	514	\$500	447	\$945	15.0%	-47.1%
3. Robbery, Total	193	\$120,699	227	\$180,009	-15.0%	-32.9%
A. Highway (Streets, Alleys, etc.)	35	\$5,150	53	\$48,100	-34.0%	-89.3%
B. Commercial House (except C, D & F)	44	\$14,244	42	\$83,320	4.8%	-82.9%
C. Gas or Service Station	6	\$3,194	11	\$4,317	-45.5%	-26.0%
D. Convenience Store	23	\$5,388	17	\$2,689	35.3%	100.4%
E. Residence (anywhere on premises)	56	\$52,746	60	\$19,915	-6.7%	164.9%
F. Bank	8	\$13,230	8	\$14,957	—	-11.5%
G. Miscellaneous	21	\$26,747	36	\$6,711	-41.7%	298.6%
5. Burglary — Breaking & Entering, Total	2,340	\$2,861,108	2,707	\$3,082,907	-13.6%	-7.2%
(1) Residence Night 6 p.m.-6 a.m.	461	\$526,863	710	\$822,974	-35.1%	-36.0%
(2) Residence Day 6 a.m.-6 p.m.	901	\$808,063	989	\$1,197,140	-8.9%	-32.5%
(3) Residence Unknown	180	\$205,473	268	\$258,381	-32.8%	-20.5%
(1) Non-Residence Night 6 p.m.-6 a.m.	246	\$332,646	217	\$292,433	13.4%	13.8%
(2) Non-Residence Day 6 a.m.-6 p.m.	445	\$758,957	405	\$401,160	9.9%	89.2%
(3) Non-Residence Unknown	107	\$229,106	118	\$110,819	-9.3%	106.7%
6. Larceny Value, Total	13,711	\$9,798,099	14,688	\$8,684,994	-6.7%	12.8%
A. Over \$200	4,890	\$9,418,920	5,081	\$8,290,431	-3.8%	13.6%
B. \$50 to \$200	3,253	\$313,623	3,428	\$327,604	-5.1%	-4.3%
C. Under \$50	5,568	\$65,556	6,179	\$66,959	-9.9%	-2.1%
7. Motor Vehicle Theft, incl. Joy Rides, Total	724	\$5,903,376	776	\$5,538,907	-6.7%	6.6%
<b>Grand Total</b>		<b>\$18,683,782</b>		<b>\$17,487,762</b>		<b>6.8%</b>
6x. Nature of Larcenies, Total	13,711	\$9,798,099	14,688	\$8,684,994	-6.7%	12.8%
A. Pocket-Picking	3	\$450	11	\$2,631	-72.2%	-82.9%
B. Purse-Snatching	23	\$4,884	27	\$4,352	-14.8%	12.2%
C. Shoplifting	3,120	\$477,137	3,013	\$445,022	3.6%	7.2%
D. From Motor Vehicles (except E)	2,099	\$1,423,046	2,250	\$937,780	-6.7%	51.7%
E. Motor Vehicle Parts & Accessories	250	\$133,128	225	\$185,910	11.1%	-28.4%
F. Bicycles	506	\$174,963	450	\$182,323	12.4%	-4.0%
G. From Buildings (except C & H)	1,415	\$1,215,305	1,544	\$1,583,586	-8.4%	-23.3%
H. From Any Coin-Operated Machine	3	\$85	20	\$6,371	-85.0%	-98.7%
I. All Other	6,292	\$6,369,101	7,148	\$5,337,019	-12.0%	19.3%
7x. Total Locally Stolen Motor Vehicles Recovered	224		347		-35.4%	
A. Stolen Locally and Recovered Locally	156		262		-40.5%	
B. Stolen Locally, Recovered Other Jurisdictions	68		85		-20.0%	
C. Stolen Out of Town, Recovered Locally	30		38		-21.1%	



**Printout 4 — Analysis of Clearances for December 2019**

State Totals Classification of Offenses	This Year to Date			< 18			Last Year to Date		
	Reported	Cleared	Rate	Reported	Cleared	Rate	Reported	Cleared	Rate
1. Criminal Homicide									
A. Murder	22	19	86.4%	—	—	—	23	22	95.7%
B. Manslaughter*	2	—	—	—	—	—	—	—	—
2. Rape, Total	514	162	31.5%	23	—	—	447	198	44.3%
A. Rape	495	152	30.7%	22	—	—	438	196	44.7%
B. Attempts to Commit	19	10	52.6%	1	—	—	9	2	22.2%
3. Robbery, Total	193	106	54.9%	6	—	—	227	129	56.8%
A. Firearm	41	29	70.7%	—	—	—	57	38	66.7%
B. Knife	23	12	52.2%	—	—	—	30	14	46.7%
C. Other Weapon	28	15	53.6%	—	—	—	25	14	56.0%
D. Strong Arm	101	50	49.5%	6	—	—	115	63	54.8%
4. Assault — Aggravated, Total	815	631	77.4%	33	—	—	801	649	81.0%
A. Firearm	73	37	50.7%	1	—	—	70	51	72.9%
B. Knife	148	106	71.6%	12	—	—	129	91	70.5%
C. Other Weapon	257	200	77.8%	8	—	—	242	201	83.1%
D. Hands, Fists, Feet, etc.	337	288	85.5%	12	—	—	360	306	85.0%
5. Burglary, Total	2,340	576	24.6%	60	—	—	2,707	730	27.0%
A. Forcible Entry	970	246	25.4%	26	—	—	1,182	360	30.5%
B. Unlawful, No Force	1,199	303	25.3%	32	—	—	1,355	336	24.8%
C. Attempt Forcible Entry	171	27	15.8%	2	—	—	170	34	20.0%
6. Larceny-Theft, Total	13,711	5,412	39.5%	405	—	—	14,688	5,441	37.0%
7. Motor Vehicle Theft, Total	724	347	47.9%	35	—	—	776	324	41.8%
A. Autos	600	294	49.0%	29	—	—	636	276	43.4%
B. Trucks and Buses	59	24	40.7%	4	—	—	53	24	45.3%
C. Other Vehicles	65	29	44.6%	2	—	—	87	24	27.6%
8. Arson, Total	145	56	38.6%	22	—	—	104	53	51.0%
<b>Index Crimes Total</b>	<b>18,464</b>	<b>7,309</b>	<b>39.6%</b>	<b>584</b>	—	—	<b>19,773</b>	<b>7,546</b>	<b>38.2%</b>
Index Crimes Less Arson	18,319	7,253	39.6%	562	—	—	19,669	7,493	38.1%
E. Other Assaults — Simple*	10,064	7,140	70.9%	784	—	—	9,972	6,882	69.0%
<b>Reported Offenses Total</b>	<b>28,530</b>	<b>14,449</b>	<b>50.6%</b>	<b>1,368</b>	—	—	<b>29,745</b>	<b>14,428</b>	<b>48.5%</b>

\*Are not included in index total

## Transitioning from Summary UCR to IBR

In 1991 the Federal Government introduced a newer form of reporting crime statistics that they designated as a National Incident Based Reporting System (NIBRS). This incident based reporting (IBR) was designed to be more comprehensive in scope than traditional summary based UCR reporting. Transition from summary to IBR since 1991 has been slow, to say the least. In 2015 it was announced that after 2021 the Federal Government would no longer accept the older summary UCR reports, and would only accept IBR data.

In similar fashion, *Crime in Maine* will continue to transition over the next few years. Beginning last year, *Crime in Maine* has begun to publish IBR data for those agencies in Maine that have already transitioned to the newer reporting system and reported a full 12 months of IBR data.

In past years, *Crime in Maine* translated IBR data from the few Maine agencies submitting IBR back into summary UCR format, a task that is both time intensive and also results in not being able to fully display all the additional data provided by IBR. This was done to provide an even comparison between IBR and summary UCR reporting agencies across the state. However, due to the time commitment to translation, coupled with the fact that more agencies continue to transition to IBR data submission as we near 2021, this will be the last year *Crime in Maine* translates IBR to summary UCR data.

What this means for readers is that on the following pages you will see some basic IBR information from the 31 law enforcement agencies in Maine that submitted IBR information for all of 2019. You will also see those agencies again reported in the summary UCR pages with translated summary UCR data, as you always have. Beginning next year, you will only see IBR reporting agency data in the IBR section of the publication, and only see summary UCR reporting agency data in the summary section, until the planned full transition to IBR statistics is complete for all agencies in Maine. In addition, as more agencies transition to IBR we will expand upon the IBR data tables to provide a more comprehensive data set utilizing IBR statistics.

Thank you to the 31 agencies who have been the first to complete the transition to IBR, and also to the others who are still in the transition process. For those agencies who transition to IBR part-way through the past year, your IBR statistics will begin with next year's *Crime in Maine*. We look forward to seeing the IBR portion of this publication expand as the transition continues over the next few years.

Any questions can be directed to the following individuals:

Sgt. Jonathan Wilson, UCR Supervisor, Maine Department of Public Safety

Ph. 207-624-7275, email: <jonathan.l.wilson@maine.gov>

Jessica Cummings, UCR Manager, Maine Department of Public Safety

Ph. 207-624-7276, email: <jessica.l.cummings@maine.gov>

**Auburn PD — ME0010100 — NIBRS Agency Crime Overview — 2019**

<b>2019 Population Estimate</b>	<b>23,214</b>
<b>Offense Overview</b>	
Offense Total	1,238
Number Cleared	694
Percent Cleared	56.06%
Group A Crimes per 100,000 population	5,333.0
<b>Arrest Overview</b>	
Total Arrests	1,126
Adult Arrests	1,028
Juvenile Arrests	98
Unknown Age	0
Arrests per 100,000 population	4,850.5
Average number offenses/incident	1.14

<b>Group B Arrests</b>		
<b>Offense</b>	<b>Adult</b>	<b>Juvenile</b>
Bad Checks	5	0
Curfew/Loitering/Vagrancy Violations	0	0
Disorderly Conduct	39	5
Driving Under the Influence	47	0
Drunkenness	0	0
Family Offenses (Nonviolent)	3	0
Liquor Law Violations	32	7
Peeping Tom	0	0
Runaway	0	0
Trespass of Real Property	17	2
All Other Offenses	435	7
<b>Total Group B</b>	<b>578</b>	<b>21</b>

	<b>Offenses (*)</b>		<b>Arrests (**)</b>	
	Reported	Cleared	Adult	Juvenile
<b>Group A Offenses</b>				
<b>Crimes Against Persons</b>				
Murder and Nonnegligent Manslaughter	1	1	1	0
Negligent Manslaughter	0	0	0	0
Kidnapping/Abduction	1	0	0	0
Rape	12	8	0	0
Sodomy	1	1	0	0
Sexual Assault With An Object	0	0	0	0
Fondling	20	10	4	1
Incest	1	0	0	0
Statutory Rape	0	0	0	0
Aggravated Assault	15	10	8	0
Simple Assault	188	150	84	21
Intimidation	51	31	13	2
Human Trafficking, Commercial Sex Acts	1	0	0	0
Human Trafficking, Involuntary Servitude	0	0	0	0
<b>Crimes Against Property</b>				
Arson	1	1	0	3
Bribery	0	0	0	0
Burglary/Breaking & Entering	56	13	10	1
Counterfeiting/Forgery	25	8	6	0
Destruction/Damage/Vandalism of Property	133	45	14	11
Embezzlement	7	7	5	0
Extortion/Blackmail	0	0	0	0
False Pretenses/Swindle/Confidence Game	60	20	12	0
Credit Card/Automated Teller Machine Fraud	20	9	4	0
Impersonation	14	8	6	0
Welfare Fraud	0	0	0	0
Wire Fraud	4	2	0	0
Identity Theft	0	0	0	0
Hacking/Computer Invasion	0	0	0	0
Robbery	5	1	1	0
Pocket-picking	0	0	0	0
Purse-snatching	0	0	0	0
Shoplifting	258	190	179	16
Theft From Building	29	8	2	1
Theft From Coin Operated Machine or Device	1	0	0	0
Theft from Motor Vehicle	53	7	3	1
Theft of Motor Vehicle Parts/Accessories	4	1	1	0
All Other Larceny	130	39	17	8
Motor Vehicle Theft	12	4	1	1
Stolen Property Offenses	4	3	1	0
<b>Crimes Against Society</b>				
Drug/Narcotic Violations	104	95	65	11
Drug Equipment Violations	4	3	2	0
Betting/Wagering	0	0	0	0
Operating/Promoting/Assisting Gambling	0	0	0	0
Gambling Equipment Violations	0	0	0	0
Sports Tampering	0	0	0	0
Pornography/Obscene Material	7	5	2	0
Prostitution	0	0	0	0
Assisting or Promoting Prostitution	0	0	0	0
Purchasing Prostitution	0	0	0	0
Weapon Law Violations	11	10	5	0
Animal Cruelty	5	4	4	0
<b>Total Group A Offenses</b>	<b>1,238</b>	<b>694</b>	<b>450</b>	<b>77</b>

(\*) Offenses are counted using the FBI Units of Count for Crime

(\*\*) The "Arrests" column shows arrests made for incidents during the selected period, regardless of arrest date. Arrest counts for the same period may change over time.

This report is valid as of June 08, 2020 and is subject to change

Lewiston PD — ME0010200 — NIBRS Agency Crime Overview — 2019

<b>2019 Population Estimate</b>	<b>35,865</b>	<b>Offenses (*)</b>		<b>Arrests (**)</b>		
		Reported	Cleared	Adult	Juvenile	
<b>Offense Overview</b>		<b>Group A Offenses</b>				
		<b>Crimes Against Persons</b>				
Offense Total	1,904	Murder and Nonnegligent Manslaughter	0	0	0	0
Number Cleared	647	Negligent Manslaughter	0	0	0	0
Percent Cleared	33.98%	Kidnapping/Abduction	1	1	0	0
Group A Crimes per 100,000 population	5,308.8	Rape	21	2	2	0
		Sodomy	7	1	0	1
		Sexual Assault With An Object	3	2	1	1
		Fondling	31	5	3	1
<b>Arrest Overview</b>		Incest	0	0	0	0
Total Arrests	1,684	Statutory Rape	2	1	0	0
Adult Arrests	1,570	Aggravated Assault	59	32	25	3
Juvenile Arrests	114	Simple Assault	253	145	108	21
Unknown Age	0	Intimidation	112	46	25	6
Arrests per 100,000 population	4,695.4	Human Trafficking, Commercial Sex Acts	2	0	0	0
		Human Trafficking, Involuntary Servitude	0	0	0	0
Average number offenses/incident	1.12	<b>Crimes Against Property</b>				
		Arson	3	1	0	0
		Bribery	1	1	0	0
		Burglary/Breaking & Entering	120	25	17	7
		Counterfeiting/Forgery	20	11	11	0
		Destruction/Damage/Vandalism of Property	329	60	21	8
		Embezzlement	11	7	7	0
		Extortion/Blackmail	0	0	0	0
		False Pretenses/Swindle/Confidence Game	30	4	3	0
		Credit Card/Automated Teller Machine Fraud	50	10	0	0
		Impersonation	9	2	1	0
		Welfare Fraud	0	0	0	0
		Wire Fraud	5	1	0	0
		Identity Theft	1	0	0	0
		Hacking/Computer Invasion	0	0	0	0
		Robbery	20	10	7	5
		Pocket-picking	1	0	0	0
		Purse-snatching	0	0	0	0
		Shoplifting	111	46	46	8
		Theft From Building	119	22	16	7
		Theft From Coin Operated Machine or Device	0	0	0	0
		Theft from Motor Vehicle	135	11	7	2
		Theft of Motor Vehicle Parts/Accessories	20	2	2	0
		All Other Larceny	189	29	16	4
		Motor Vehicle Theft	40	10	4	6
		Stolen Property Offenses	21	20	18	1
		<b>Crimes Against Society</b>				
		Drug/Narcotic Violations	156	126	98	2
		Drug Equipment Violations	2	2	1	0
		Betting/Wagering	0	0	0	0
		Operating/Promoting/Assisting Gambling	0	0	0	0
		Gambling Equipment Violations	0	0	0	0
		Sports Tampering	0	0	0	0
		Pornography/Obscene Material	7	2	1	0
		Prostitution	1	1	1	0
		Assisting or Promoting Prostitution	3	3	7	0
		Purchasing Prostitution	0	0	0	0
		Weapon Law Violations	7	6	3	0
		Animal Cruelty	2	0	0	0
		<b>Total Group A Offenses</b>	<b>1,904</b>	<b>647</b>	<b>451</b>	<b>83</b>
		<b>Group B Arrests</b>				
<b>Offense</b>	<b>Adult</b>	<b>Juvenile</b>				
Bad Checks	0	0				
Curfew/Loitering/Vagrancy Violations	2	0				
Disorderly Conduct	109	3				
Driving Under the Influence	99	0				
Drunkenness	2	0				
Family Offenses (Nonviolent)	4	0				
Liquor Law Violations	51	3				
Peeping Tom	0	0				
Runaway	0	0				
Trespass of Real Property	43	1				
All Other Offenses	809	24				
<b>Total Group B</b>	<b>1,119</b>	<b>31</b>				

(\*) Offenses are counted using the FBI Units of Count for Crime

(\*\*) The "Arrests" column shows arrests made for incidents during the selected period, regardless of arrest date. Arrest counts for the same period may change over time.

This report is valid as of June 08, 2020 and is subject to change

**Lisbon PD — ME0010500 — NIBRS Agency Crime Overview — 2019**

<b>2019 Population Estimate</b>	<b>8,975</b>	<b>Offenses (*)</b>		<b>Arrests (**)</b>	
		Reported	Cleared	Adult	Juvenile
<b>Offense Overview</b>		<b>Group A Offenses</b>			
Offense Total	237	<b>Crimes Against Persons</b>			
Number Cleared	72	Murder and Nonnegligent Manslaughter			
Percent Cleared	30.38%	Negligent Manslaughter			
Group A Crimes per 100,000 population	2,640.7	Kidnapping/Abduction			
		Rape			
		Sodomy			
		Sexual Assault With An Object			
		Fondling			
		Incest			
		Statutory Rape			
		Aggravated Assault			
		Simple Assault			
		Intimidation			
		Human Trafficking, Commercial Sex Acts			
		Human Trafficking, Involuntary Servitude			
<b>Arrest Overview</b>		<b>Crimes Against Property</b>			
Total Arrests	149	Arson			
Adult Arrests	134	Bribery			
Juvenile Arrests	15	Burglary/Breaking & Entering			
Unknown Age	0	Counterfeiting/Forgery			
Arrests per 100,000 population	1,660.2	Destruction/Damage/Vandalism of Property			
		Embezzlement			
		Extortion/Blackmail			
		False Pretenses/Swindle/Confidence Game			
		Credit Card/Automated Teller Machine Fraud			
		Impersonation			
		Welfare Fraud			
		Wire Fraud			
		Identity Theft			
		Hacking/Computer Invasion			
		Robbery			
		Pocket-picking			
		Purse-snatching			
		Shoplifting			
		Theft From Building			
		Theft From Coin Operated Machine or Device			
		Theft from Motor Vehicle			
		Theft of Motor Vehicle Parts/Accessories			
		All Other Larceny			
		Motor Vehicle Theft			
		Stolen Property Offenses			
		<b>Crimes Against Society</b>			
		Drug/Narcotic Violations			
		Drug Equipment Violations			
		Betting/Wagering			
		Operating/Promoting/Assisting Gambling			
		Gambling Equipment Violations			
		Sports Tampering			
		Pornography/Obscene Material			
		Prostitution			
		Assisting or Promoting Prostitution			
		Purchasing Prostitution			
		Weapon Law Violations			
		Animal Cruelty			
		<b>Total Group A Offenses</b>			
		<b>237</b>	<b>72</b>	<b>42</b>	<b>7</b>
<b>Group B Arrests</b>		<b>Crimes Against Society</b>			
<b>Offense</b>	<b>Adult</b>	<b>Juvenile</b>			
Bad Checks	0	0			
Curfew/Loitering/Vagrancy Violations	0	0			
Disorderly Conduct	3	0			
Driving Under the Influence	19	0			
Drunkenness	0	0			
Family Offenses (Nonviolent)	0	0			
Liquor Law Violations	2	0			
Peeping Tom	0	0			
Runaway	0	0			
Trespass of Real Property	2	0			
All Other Offenses	66	8			
<b>Total Group B</b>	<b>92</b>	<b>8</b>			

(\*) Offenses are counted using the FBI Units of Count for Crime

(\*\*) The "Arrests" column shows arrests made for incidents during the selected period, regardless of arrest date. Arrest counts for the same period may change over time.

This report is valid as of June 08, 2020 and is subject to change

South Portland PD — ME0030600 — NIBRS Agency Crime Overview — 2019

<b>2019 Population Estimate</b>	<b>25,686</b>	<b>Offenses (*)</b>		<b>Arrests (**)</b>	
<b>Offense Overview</b>		<b>Reported</b>	<b>Cleared</b>	<b>Adult</b>	<b>Juvenile</b>
Offense Total	1,146	<b>Group A Offenses</b>			
Number Cleared	397	<b>Crimes Against Persons</b>			
Percent Cleared	34.64%	Murder and Nonnegligent Manslaughter	0	0	0
Group A Crimes per 100,000 population	4,461.6	Negligent Manslaughter	0	0	0
		Kidnapping/Abduction	2	1	0
		Rape	13	1	0
		Sodomy	4	0	0
		Sexual Assault With An Object	0	0	0
		Fondling	14	6	3
		Incest	0	0	0
		Statutory Rape	0	0	0
		Aggravated Assault	23	17	12
		Simple Assault	107	75	50
		Intimidation	54	16	5
		Human Trafficking, Commercial Sex Acts	0	0	0
		Human Trafficking, Involuntary Servitude	0	0	0
		<b>Crimes Against Property</b>			
		Arson	3	1	0
		Bribery	0	0	0
		Burglary/Breaking & Entering	39	2	2
		Counterfeiting/Forgery	16	2	1
		Destruction/Damage/Vandalism of Property	122	19	10
		Embezzlement	12	5	1
		Extortion/Blackmail	0	0	0
		False Pretenses/Swindle/Confidence Game	40	9	5
		Credit Card/Automated Teller Machine Fraud	37	3	0
		Impersonation	9	0	0
		Welfare Fraud	1	0	0
		Wire Fraud	34	0	0
		Identity Theft	0	0	0
		Hacking/Computer Invasion	0	0	0
		Robbery	10	5	3
		Pocket-picking	1	0	0
		Purse-snatching	1	0	0
		Shoplifting	230	146	108
		Theft From Building	83	8	4
		Theft From Coin Operated Machine or Device	0	0	0
		Theft from Motor Vehicle	120	3	2
		Theft of Motor Vehicle Parts/Accessories	12	2	0
		All Other Larceny	63	8	3
		Motor Vehicle Theft	20	5	2
		Stolen Property Offenses	5	3	2
		<b>Crimes Against Society</b>			
		Drug/Narcotic Violations	32	30	20
		Drug Equipment Violations	23	17	5
		Betting/Wagering	0	0	0
		Operating/Promoting/Assisting Gambling	0	0	0
		Gambling Equipment Violations	0	0	0
		Sports Tampering	0	0	0
		Pornography/Obscene Material	1	1	1
		Prostitution	2	0	0
		Assisting or Promoting Prostitution	1	1	1
		Purchasing Prostitution	7	7	7
		Weapon Law Violations	5	4	2
		Animal Cruelty	0	0	0
		<b>Total Group A Offenses</b>	<b>1,146</b>	<b>397</b>	<b>251</b>
					<b>99</b>

(\*) Offenses are counted using the FBI Units of Count for Crime

(\*\*) The "Arrests" column shows arrests made for incidents during the selected period, regardless of arrest date. Arrest counts for the same period may change over time.

This report is valid as of June 08, 2020 and is subject to change

**Scarborough PD — ME0030700 — NIBRS Agency Crime Overview — 2019**

<b>2019 Population Estimate</b>	<b>20,542</b>	<b>Offenses (*)</b>		<b>Arrests (**)</b>		
		Reported	Cleared	Adult	Juvenile	
<b>Offense Overview</b>		<b>Group A Offenses</b>				
		<b>Crimes Against Persons</b>				
Offense Total	614	Murder and Nonnegligent Manslaughter	1	1	0	0
Number Cleared	250	Negligent Manslaughter	0	0	0	0
Percent Cleared	40.72%	Kidnapping/Abduction	0	0	0	0
Group A Crimes per 100,000 population	2,989.0	Rape	3	0	0	0
		Sodomy	0	0	0	0
		Sexual Assault With An Object	0	0	0	0
<b>Arrest Overview</b>		Fondling	3	1	1	0
Total Arrests	390	Incest	0	0	0	0
Adult Arrests	367	Statutory Rape	1	0	0	0
Juvenile Arrests	23	Aggravated Assault	7	6	6	0
Unknown Age	0	Simple Assault	54	31	24	2
Arrests per 100,000 population	1,898.5	Intimidation	49	21	16	1
		Human Trafficking, Commercial Sex Acts	0	0	0	0
Average number offenses/incident	1.17	Human Trafficking, Involuntary Servitude	0	0	0	0
		<b>Crimes Against Property</b>				
		Arson	0	0	0	0
		Bribery	1	1	0	0
		Burglary/Breaking & Entering	15	1	2	0
		Counterfeiting/Forgery	9	2	1	0
		Destruction/Damage/Vandalism of Property	49	10	5	2
		Embezzlement	3	1	1	0
		Extortion/Blackmail	2	0	0	0
		False Pretenses/Swindle/Confidence Game	39	6	4	0
		Credit Card/Automated Teller Machine Fraud	35	4	1	0
		Impersonation	13	2	0	0
		Welfare Fraud	0	0	0	0
		Wire Fraud	0	0	0	0
		Identity Theft	2	0	0	0
		Hacking/Computer Invasion	0	0	0	0
		Robbery	0	0	0	0
		Pocket-picking	0	0	0	0
		Purse-snatching	0	0	0	0
		Shoplifting	100	69	71	8
		Theft From Building	3	0	0	0
		Theft From Coin Operated Machine or Device	0	0	0	0
		Theft from Motor Vehicle	32	4	1	0
		Theft of Motor Vehicle Parts/Accessories	0	0	0	0
		All Other Larceny	121	33	21	1
		Motor Vehicle Theft	4	2	1	0
		Stolen Property Offenses	0	0	0	0
		<b>Crimes Against Society</b>				
		Drug/Narcotic Violations	53	42	27	1
		Drug Equipment Violations	7	7	0	1
		Betting/Wagering	0	0	0	0
		Operating/Promoting/Assisting Gambling	0	0	0	0
		Gambling Equipment Violations	0	0	0	0
		Sports Tampering	0	0	0	0
		Pornography/Obscene Material	1	0	0	0
		Prostitution	3	3	3	0
		Assisting or Promoting Prostitution	0	0	0	0
		Purchasing Prostitution	0	0	0	0
		Weapon Law Violations	4	3	1	0
		Animal Cruelty	0	0	0	0
		<b>Total Group A Offenses</b>	<b>614</b>	<b>250</b>	<b>186</b>	<b>16</b>
		<b>Group B Arrests</b>				
		Adult	Juvenile			
Offense						
Bad Checks		2	0			
Curfew/Loitering/Vagrancy Violations		0	0			
Disorderly Conduct		1	0			
Driving Under the Influence		70	0			
Drunkenness		0	0			
Family Offenses (Nonviolent)		1	0			
Liquor Law Violations		3	3			
Peeping Tom		0	0			
Runaway		0	0			
Trespass of Real Property		6	0			
All Other Offenses		98	4			
<b>Total Group B</b>		<b>181</b>	<b>7</b>			

(\*) Offenses are counted using the FBI Units of Count for Crime

(\*\*) The "Arrests" column shows arrests made for incidents during the selected period, regardless of arrest date. Arrest counts for the same period may change over time.

This report is valid as of June 08, 2020 and is subject to change

**Westbrook PD — ME0030800 — NIBRS Agency Crime Overview — 2019**

<b>2019 Population Estimate</b>	<b>19,166</b>
<b>Offense Overview</b>	
Offense Total	870
Number Cleared	462
Percent Cleared	53.10%
Group A Crimes per 100,000 population	4,539.3
<b>Arrest Overview</b>	
Total Arrests	863
Adult Arrests	789
Juvenile Arrests	74
Unknown Age	0
Arrests per 100,000 population	4,502.8
Average number offenses/incident	1.15

<b>Group B Arrests</b>		
<b>Offense</b>	<b>Adult</b>	<b>Juvenile</b>
Bad Checks	1	0
Curfew/Loitering/Vagrancy Violations	0	0
Disorderly Conduct	21	9
Driving Under the Influence	108	0
Drunkenness	0	0
Family Offenses (Nonviolent)	1	0
Liquor Law Violations	3	3
Peeping Tom	0	0
Runaway	0	0
Trespass of Real Property	11	0
All Other Offenses	340	14
<b>Total Group B</b>	<b>485</b>	<b>26</b>

	<b>Offenses (*)</b>		<b>Arrests (**)</b>	
	<b>Reported</b>	<b>Cleared</b>	<b>Adult</b>	<b>Juvenile</b>
<b>Group A Offenses</b>				
<b>Crimes Against Persons</b>				
Murder and Nonnegligent Manslaughter	0	0	0	0
Negligent Manslaughter	0	0	0	0
Kidnapping/Abduction	0	0	0	0
Rape	6	1	1	0
Sodomy	1	0	0	0
Sexual Assault With An Object	0	0	0	0
Fondling	11	4	3	0
Incest	0	0	0	0
Statutory Rape	2	0	0	0
Aggravated Assault	24	12	7	2
Simple Assault	111	88	60	19
Intimidation	57	37	15	6
Human Trafficking, Commercial Sex Acts	1	1	0	0
Human Trafficking, Involuntary Servitude	1	0	0	0
<b>Crimes Against Property</b>				
Arson	1	1	1	0
Bribery	0	0	0	0
Burglary/Breaking & Entering	55	13	15	2
Counterfeiting/Forgery	13	5	1	0
Destruction/Damage/Vandalism of Property	98	26	9	8
Embezzlement	5	1	1	0
Extortion/Blackmail	0	0	0	0
False Pretenses/Swindle/Confidence Game	22	3	3	0
Credit Card/Automated Teller Machine Fraud	18	2	1	0
Impersonation	0	0	0	0
Welfare Fraud	0	0	0	0
Wire Fraud	5	1	0	0
Identity Theft	0	0	0	0
Hacking/Computer Invasion	0	0	0	0
Robbery	3	2	1	0
Pocket-picking	0	0	0	0
Purse-snatching	1	0	0	0
Shoplifting	56	42	36	3
Theft From Building	28	6	2	0
Theft From Coin Operated Machine or Device	0	0	0	0
Theft from Motor Vehicle	54	2	1	0
Theft of Motor Vehicle Parts/Accessories	6	0	0	0
All Other Larceny	65	10	10	1
Motor Vehicle Theft	16	5	4	0
Stolen Property Offenses	0	0	0	0
<b>Crimes Against Society</b>				
Drug/Narcotic Violations	170	165	108	7
Drug Equipment Violations	8	8	3	0
Betting/Wagering	0	0	0	0
Operating/Promoting/Assisting Gambling	2	2	1	0
Gambling Equipment Violations	0	0	0	0
Sports Tampering	0	0	0	0
Pornography/Obscene Material	4	2	1	0
Prostitution	10	10	9	0
Assisting or Promoting Prostitution	6	4	5	0
Purchasing Prostitution	0	0	0	0
Weapon Law Violations	10	9	6	0
Animal Cruelty	0	0	0	0
<b>Total Group A Offenses</b>	<b>870</b>	<b>462</b>	<b>304</b>	<b>48</b>

(\*) Offenses are counted using the FBI Units of Count for Crime

(\*\*) The "Arrests" column shows arrests made for incidents during the selected period, regardless of arrest date. Arrest counts for the same period may change over time.

This report is valid as of June 08, 2020 and is subject to change



Freeport PD — ME0031100 — NIBRS Agency Crime Overview — 2019

2019 Population Estimate 8,593

**Offense Overview**

Offense Total 192  
 Number Cleared 77  
 Percent Cleared 40.10%  
 Group A Crimes per 100,000 population 2,234.4

**Arrest Overview**

Total Arrests 156  
 Adult Arrests 139  
 Juvenile Arrests 17  
 Unknown Age 0  
 Arrests per 100,000 population 1,815.4  
 Average number offenses/incident 1.13

**Group B Arrests**

Offense	Adult	Juvenile
Bad Checks	1	0
Curfew/Loitering/Vagrancy Violations	0	0
Disorderly Conduct	1	0
Driving Under the Influence	35	1
Drunkenness	0	0
Family Offenses (Nonviolent)	0	0
Liquor Law Violations	4	1
Peeping Tom	0	0
Runaway	0	0
Trespass of Real Property	0	0
All Other Offenses	44	2
<b>Total Group B</b>	<b>85</b>	<b>4</b>

Group A Offenses	Offenses (*)		Arrests (**)	
	Reported	Cleared	Adult	Juvenile
<b>Crimes Against Persons</b>				
Murder and Nonnegligent Manslaughter	0	0	0	0
Negligent Manslaughter	0	0	0	0
Kidnapping/Abduction	0	0	0	0
Rape	1	1	1	0
Sodomy	0	0	0	0
Sexual Assault With An Object	0	0	0	0
Fondling	2	1	1	0
Incest	0	0	0	0
Statutory Rape	0	0	0	0
Aggravated Assault	1	1	1	0
Simple Assault	16	12	5	4
Intimidation	5	3	3	1
Human Trafficking, Commercial Sex Acts	0	0	0	0
Human Trafficking, Involuntary Servitude	0	0	0	0
<b>Crimes Against Property</b>				
Arson	0	0	0	0
Bribery	0	0	0	0
Burglary/Breaking & Entering	6	0	0	0
Counterfeiting/Forgery	9	0	0	0
Destruction/Damage/Vandalism of Property	29	3	1	0
Embezzlement	0	0	0	0
Extortion/Blackmail	1	0	0	0
False Pretenses/Swindle/Confidence Game	12	3	4	0
Credit Card/Automated Teller Machine Fraud	2	0	0	0
Impersonation	0	0	0	0
Welfare Fraud	0	0	0	0
Wire Fraud	0	0	0	0
Identity Theft	0	0	0	0
Hacking/Computer Invasion	0	0	0	0
Robbery	0	0	0	0
Pocket-picking	0	0	0	0
Purse-snatching	0	0	0	0
Shoplifting	46	39	35	5
Theft From Building	6	0	0	0
Theft From Coin Operated Machine or Device	0	0	0	0
Theft from Motor Vehicle	11	0	0	0
Theft of Motor Vehicle Parts/Accessories	0	0	0	0
All Other Larceny	31	3	1	0
Motor Vehicle Theft	3	1	0	0
Stolen Property Offenses	0	0	0	0
<b>Crimes Against Society</b>				
Drug/Narcotic Violations	5	5	1	2
Drug Equipment Violations	2	2	1	0
Betting/Wagering	0	0	0	0
Operating/Promoting/Assisting Gambling	0	0	0	0
Gambling Equipment Violations	0	0	0	0
Sports Tampering	0	0	0	0
Pornography/Obscene Material	2	1	0	1
Prostitution	0	0	0	0
Assisting or Promoting Prostitution	0	0	0	0
Purchasing Prostitution	0	0	0	0
Weapon Law Violations	2	2	0	0
Animal Cruelty	0	0	0	0
<b>Total Group A Offenses</b>	<b>192</b>	<b>77</b>	<b>54</b>	<b>13</b>

(\*) Offenses are counted using the FBI Units of Count for Crime

(\*\*) The "Arrests" column shows arrests made for incidents during the selected period, regardless of arrest date. Arrest counts for the same period may change over time.

This report is valid as of June 08, 2020 and is subject to change

**Franklin SO — ME0040000 — NIBRS Agency Crime Overview — 2019**

**2019 Population Estimate** 11,860

**Offense Overview**

Offense Total 195  
 Number Cleared 110  
 Percent Cleared 56.41%  
 Group A Crimes per 100,000 population 1,644.2

**Arrest Overview**

Total Arrests 272  
 Adult Arrests 261  
 Juvenile Arrests 11  
 Unknown Age 0  
 Arrests per 100,000 population 2,293.4  
 Average number offenses/incident 1.18

Group B Arrests		
Offense	Adult	Juvenile
Bad Checks	1	0
Curfew/Loitering/Vagrancy Violations	0	0
Disorderly Conduct	0	0
Driving Under the Influence	34	0
Drunkenness	0	0
Family Offenses (Nonviolent)	0	0
Liquor Law Violations	0	0
Peeping Tom	0	0
Runaway	0	0
Trespass of Real Property	2	0
All Other Offenses	143	4
<b>Total Group B</b>	<b>180</b>	<b>4</b>

Group A Offenses	Offenses (*)		Arrests (**)	
	Reported	Cleared	Adult	Juvenile
<b>Crimes Against Persons</b>				
Murder and Nonnegligent Manslaughter	0	0	0	0
Negligent Manslaughter	0	0	0	0
Kidnapping/Abduction	0	0	0	0
Rape	4	2	2	0
Sodomy	0	0	0	0
Sexual Assault With An Object	0	0	0	0
Fondling	5	5	4	0
Incest	0	0	0	0
Statutory Rape	0	0	0	0
Aggravated Assault	2	2	3	0
Simple Assault	50	33	26	1
Intimidation	21	17	11	4
Human Trafficking, Commercial Sex Acts	0	0	0	0
Human Trafficking, Involuntary Servitude	0	0	0	0
<b>Crimes Against Property</b>				
Arson	0	0	0	0
Bribery	0	0	0	0
Burglary/Breaking & Entering	7	1	1	0
Counterfeiting/Forgery	4	2	2	0
Destruction/Damage/Vandalism of Property	31	15	7	2
Embezzlement	0	0	0	0
Extortion/Blackmail	0	0	0	0
False Pretenses/Swindle/Confidence Game	5	2	2	0
Credit Card/Automated Teller Machine Fraud	3	0	0	0
Impersonation	0	0	0	0
Welfare Fraud	0	0	0	0
Wire Fraud	0	0	0	0
Identity Theft	0	0	0	0
Hacking/Computer Invasion	0	0	0	0
Robbery	0	0	0	0
Pocket-picking	0	0	0	0
Purse-snatching	0	0	0	0
Shoplifting	0	0	0	0
Theft From Building	0	0	0	0
Theft From Coin Operated Machine or Device	0	0	0	0
Theft from Motor Vehicle	4	0	0	0
Theft of Motor Vehicle Parts/Accessories	0	0	0	0
All Other Larceny	30	8	6	0
Motor Vehicle Theft	1	1	1	0
Stolen Property Offenses	0	0	0	0
<b>Crimes Against Society</b>				
Drug/Narcotic Violations	24	19	14	0
Drug Equipment Violations	0	0	0	0
Betting/Wagering	0	0	0	0
Operating/Promoting/Assisting Gambling	0	0	0	0
Gambling Equipment Violations	0	0	0	0
Sports Tampering	0	0	0	0
Pornography/Obscene Material	0	0	0	0
Prostitution	0	0	0	0
Assisting or Promoting Prostitution	0	0	0	0
Purchasing Prostitution	0	0	0	0
Weapon Law Violations	4	3	2	0
Animal Cruelty	0	0	0	0
<b>Total Group A Offenses</b>	<b>195</b>	<b>110</b>	<b>81</b>	<b>7</b>

(\*) Offenses are counted using the FBI Units of Count for Crime

(\*\*) The "Arrests" column shows arrests made for incidents during the selected period, regardless of arrest date. Arrest counts for the same period may change over time.

This report is valid as of June 08, 2020 and is subject to change

**Farmington PD — ME0040100 — NIBRS Agency Crime Overview — 2019**

<b>2019 Population Estimate</b>	<b>7,603</b>
<b>Offense Overview</b>	
Offense Total	298
Number Cleared	129
Percent Cleared	43.29%
Group A Crimes per 100,000 population	3,919.5
<b>Arrest Overview</b>	
Total Arrests	361
Adult Arrests	327
Juvenile Arrests	34
Unknown Age	0
Arrests per 100,000 population	4,748.1
Average number offenses/incident	1.08

<b>Group B Arrests</b>		
<b>Offense</b>	<b>Adult</b>	<b>Juvenile</b>
Bad Checks	1	0
Curfew/Loitering/Vagrancy Violations	0	0
Disorderly Conduct	1	0
Driving Under the Influence	86	2
Drunkenness	0	0
Family Offenses (Nonviolent)	0	0
Liquor Law Violations	21	5
Peeping Tom	0	0
Runaway	0	0
Trespass of Real Property	5	0
All Other Offenses	127	5
<b>Total Group B</b>	<b>241</b>	<b>12</b>

	<b>Offenses (*)</b>		<b>Arrests (**)</b>	
	Reported	Cleared	Adult	Juvenile
<b>Group A Offenses</b>				
<b>Crimes Against Persons</b>				
Murder and Nonnegligent Manslaughter	0	0	0	0
Negligent Manslaughter	0	0	0	0
Kidnapping/Abduction	0	0	0	0
Rape	4	0	0	0
Sodomy	0	0	0	0
Sexual Assault With An Object	0	0	0	0
Fondling	4	1	0	0
Incest	0	0	0	0
Statutory Rape	1	0	0	0
Aggravated Assault	4	4	3	0
Simple Assault	77	43	31	6
Intimidation	16	2	1	1
Human Trafficking, Commercial Sex Acts	0	0	0	0
Human Trafficking, Involuntary Servitude	0	0	0	0
<b>Crimes Against Property</b>				
Arson	0	0	0	0
Bribery	0	0	0	0
Burglary/Breaking & Entering	15	3	2	0
Counterfeiting/Forgery	4	2	1	0
Destruction/Damage/Vandalism of Property	40	16	7	3
Embezzlement	1	1	2	0
Extortion/Blackmail	0	0	0	0
False Pretenses/Swindle/Confidence Game	25	4	3	0
Credit Card/Automated Teller Machine Fraud	7	2	1	0
Impersonation	0	0	0	0
Welfare Fraud	0	0	0	0
Wire Fraud	0	0	0	0
Identity Theft	0	0	0	0
Hacking/Computer Invasion	0	0	0	0
Robbery	0	0	0	0
Pocket-picking	0	0	0	0
Purse-snatching	0	0	0	0
Shoplifting	4	4	3	1
Theft From Building	5	2	2	0
Theft From Coin Operated Machine or Device	0	0	0	0
Theft from Motor Vehicle	6	0	0	0
Theft of Motor Vehicle Parts/Accessories	1	0	0	0
All Other Larceny	59	24	24	2
Motor Vehicle Theft	1	0	0	0
Stolen Property Offenses	1	1	0	1
<b>Crimes Against Society</b>				
Drug/Narcotic Violations	17	15	6	7
Drug Equipment Violations	3	3	0	0
Betting/Wagering	0	0	0	0
Operating/Promoting/Assisting Gambling	0	0	0	0
Gambling Equipment Violations	0	0	0	0
Sports Tampering	0	0	0	0
Pornography/Obscene Material	1	0	0	0
Prostitution	0	0	0	0
Assisting or Promoting Prostitution	0	0	0	0
Purchasing Prostitution	0	0	0	0
Weapon Law Violations	2	2	0	1
Animal Cruelty	0	0	0	0
<b>Total Group A Offenses</b>	<b>298</b>	<b>129</b>	<b>86</b>	<b>22</b>

(\*) Offenses are counted using the FBI Units of Count for Crime

(\*\*) The "Arrests" column shows arrests made for incidents during the selected period, regardless of arrest date. Arrest counts for the same period may change over time.

This report is valid as of June 08, 2020 and is subject to change

**Carrabassett Valley PD — ME0040700 — NIBRS Agency Crime Overview — 2019**

**2019 Population Estimate** 777

**Offense Overview**

Offense Total	26
Number Cleared	7
Percent Cleared	26.92%
Group A Crimes per 100,000 population	3,346.2

**Arrest Overview**

Total Arrests	31
Adult Arrests	29
Juvenile Arrests	2
Unknown Age	0
Arrests per 100,000 population	3,989.7
Average number offenses/incident	1.04

**Group B Arrests**

Offense	Adult	Juvenile
Bad Checks	0	0
Curfew/Loitering/Vagrancy Violations	0	0
Disorderly Conduct	1	0
Driving Under the Influence	15	0
Drunkenness	0	0
Family Offenses (Nonviolent)	0	0
Liquor Law Violations	0	1
Peeping Tom	0	0
Runaway	0	0
Trespass of Real Property	2	0
All Other Offenses	6	1
<b>Total Group B</b>	<b>24</b>	<b>2</b>

	Offenses (*)		Arrests (**)	
	Reported	Cleared	Adult	Juvenile
<b>Group A Offenses</b>				
<b>Crimes Against Persons</b>				
Murder and Nonnegligent Manslaughter	0	0	0	0
Negligent Manslaughter	0	0	0	0
Kidnapping/Abduction	0	0	0	0
Rape	0	0	0	0
Sodomy	0	0	0	0
Sexual Assault With An Object	0	0	0	0
Fondling	0	0	0	0
Incest	0	0	0	0
Statutory Rape	0	0	0	0
Aggravated Assault	1	0	0	0
Simple Assault	4	3	2	0
Intimidation	0	0	0	0
Human Trafficking, Commercial Sex Acts	0	0	0	0
Human Trafficking, Involuntary Servitude	0	0	0	0
<b>Crimes Against Property</b>				
Arson	0	0	0	0
Bribery	0	0	0	0
Burglary/Breaking & Entering	1	0	0	0
Counterfeiting/Forgery	0	0	0	0
Destruction/Damage/Vandalism of Property	4	2	1	0
Embezzlement	0	0	0	0
Extortion/Blackmail	0	0	0	0
False Pretenses/Swindle/Confidence Game	5	2	2	0
Credit Card/Automated Teller Machine Fraud	0	0	0	0
Impersonation	0	0	0	0
Welfare Fraud	0	0	0	0
Wire Fraud	0	0	0	0
Identity Theft	0	0	0	0
Hacking/Computer Invasion	0	0	0	0
Robbery	0	0	0	0
Pocket-picking	0	0	0	0
Purse-snatching	0	0	0	0
Shoplifting	0	0	0	0
Theft From Building	2	0	0	0
Theft From Coin Operated Machine or Device	0	0	0	0
Theft from Motor Vehicle	0	0	0	0
Theft of Motor Vehicle Parts/Accessories	0	0	0	0
All Other Larceny	7	0	0	0
Motor Vehicle Theft	0	0	0	0
Stolen Property Offenses	1	0	0	0
<b>Crimes Against Society</b>				
Drug/Narcotic Violations	1	0	0	0
Drug Equipment Violations	0	0	0	0
Betting/Wagering	0	0	0	0
Operating/Promoting/Assisting Gambling	0	0	0	0
Gambling Equipment Violations	0	0	0	0
Sports Tampering	0	0	0	0
Pornography/Obscene Material	0	0	0	0
Prostitution	0	0	0	0
Assisting or Promoting Prostitution	0	0	0	0
Purchasing Prostitution	0	0	0	0
Weapon Law Violations	0	0	0	0
Animal Cruelty	0	0	0	0
<b>Total Group A Offenses</b>	<b>26</b>	<b>7</b>	<b>5</b>	<b>0</b>

(\*) Offenses are counted using the FBI Units of Count for Crime

(\*\*) The "Arrests" column shows arrests made for incidents during the selected period, regardless of arrest date. Arrest counts for the same period may change over time.

This report is valid as of June 08, 2020 and is subject to change

**Kennebec SO — ME0060000 — NIBRS Agency Crime Overview — 2019**

<b>2019 Population Estimate</b>	<b>51,738</b>
<b>Offense Overview</b>	
Offense Total	645
Number Cleared	345
Percent Cleared	53.49%
Group A Crimes per 100,000 population	1,246.7
<b>Arrest Overview</b>	
Total Arrests	464
Adult Arrests	429
Juvenile Arrests	35
Unknown Age	0
Arrests per 100,000 population	896.8
Average number offenses/incident	1.16

<b>Group B Arrests</b>		
<b>Offense</b>	<b>Adult</b>	<b>Juvenile</b>
Bad Checks	4	0
Curfew/Loitering/Vagrancy Violations	0	0
Disorderly Conduct	5	0
Driving Under the Influence	47	1
Drunkenness	0	0
Family Offenses (Nonviolent)	0	0
Liquor Law Violations	7	2
Peeping Tom	0	0
Runaway	0	0
Trespass of Real Property	3	0
All Other Offenses	238	4
<b>Total Group B</b>	<b>304</b>	<b>7</b>

	<b>Offenses (*)</b>		<b>Arrests (**)</b>	
	Reported	Cleared	Adult	Juvenile
<b>Group A Offenses</b>				
<b>Crimes Against Persons</b>				
Murder and Nonnegligent Manslaughter	0	0	0	0
Negligent Manslaughter	0	0	0	0
Kidnapping/Abduction	0	0	0	0
Rape	3	0	0	0
Sodomy	0	0	0	0
Sexual Assault With An Object	1	1	0	0
Fondling	9	2	2	0
Incest	0	0	0	0
Statutory Rape	2	1	1	0
Aggravated Assault	16	13	9	1
Simple Assault	141	121	45	7
Intimidation	46	33	9	2
Human Trafficking, Commercial Sex Acts	0	0	0	0
Human Trafficking, Involuntary Servitude	0	0	0	0
<b>Crimes Against Property</b>				
Arson	0	0	0	0
Bribery	0	0	0	0
Burglary/Breaking & Entering	48	3	0	2
Counterfeiting/Forgery	8	4	3	0
Destruction/Damage/Vandalism of Property	96	44	4	10
Embezzlement	3	3	2	0
Extortion/Blackmail	1	0	0	0
False Pretenses/Swindle/Confidence Game	64	20	4	0
Credit Card/Automated Teller Machine Fraud	13	2	0	0
Impersonation	1	0	0	0
Welfare Fraud	0	0	0	0
Wire Fraud	2	0	0	0
Identity Theft	0	0	0	0
Hacking/Computer Invasion	1	0	0	0
Robbery	1	1	1	0
Pocket-picking	0	0	0	0
Purse-snatching	0	0	0	0
Shoplifting	17	9	9	2
Theft From Building	23	9	3	1
Theft From Coin Operated Machine or Device	0	0	0	0
Theft from Motor Vehicle	14	6	1	1
Theft of Motor Vehicle Parts/Accessories	4	0	0	0
All Other Larceny	60	22	5	0
Motor Vehicle Theft	6	5	1	0
Stolen Property Offenses	4	4	1	0
<b>Crimes Against Society</b>				
Drug/Narcotic Violations	44	33	24	2
Drug Equipment Violations	7	5	0	0
Betting/Wagering	0	0	0	0
Operating/Promoting/Assisting Gambling	0	0	0	0
Gambling Equipment Violations	1	0	0	0
Sports Tampering	0	0	0	0
Pornography/Obscene Material	3	1	0	0
Prostitution	0	0	0	0
Assisting or Promoting Prostitution	0	0	0	0
Purchasing Prostitution	0	0	0	0
Weapon Law Violations	6	3	1	0
Animal Cruelty	0	0	0	0
<b>Total Group A Offenses</b>	<b>645</b>	<b>345</b>	<b>125</b>	<b>28</b>

(\*) Offenses are counted using the FBI Units of Count for Crime

(\*\*) The "Arrests" column shows arrests made for incidents during the selected period, regardless of arrest date. Arrest counts for the same period may change over time.

This report is valid as of June 08, 2020 and is subject to change

**Augusta PD — ME0060100 — NIBRS Agency Crime Overview — 2019**

<b>2019 Population Estimate</b>	<b>18,629</b>	<b>Offenses (*)</b>		<b>Arrests (**)</b>		
		Reported	Cleared	Adult	Juvenile	
<b>Offense Overview</b>		<b>Group A Offenses</b>				
Offense Total	1,782	<b>Crimes Against Persons</b>				
Number Cleared	1,101	Murder and Nonnegligent Manslaughter	1	1	0	0
Percent Cleared	61.78%	Negligent Manslaughter	0	0	0	0
Group A Crimes per 100,000 population	9,565.7	Kidnapping/Abduction	0	0	0	0
		Rape	18	8	0	0
		Sodomy	0	0	0	0
		Sexual Assault With An Object	2	0	0	0
		Fondling	15	8	2	0
		Incest	0	0	0	0
<b>Arrest Overview</b>		Statutory Rape	3	1	0	0
Total Arrests	970	Aggravated Assault	15	14	5	0
Adult Arrests	898	Simple Assault	375	285	113	10
Juvenile Arrests	72	Intimidation	158	115	41	0
Unknown Age	0	Human Trafficking, Commercial Sex Acts	0	0	0	0
Arrests per 100,000 population	5,206.9	Human Trafficking, Involuntary Servitude	0	0	0	0
Average number offenses/incident	1.17	<b>Crimes Against Property</b>				
		Arson	2	2	1	0
		Bribery	0	0	0	0
		Burglary/Breaking & Entering	60	24	11	1
		Counterfeiting/Forgery	24	9	4	0
		Destruction/Damage/Vandalism of Property	270	136	26	11
		Embezzlement	7	3	3	0
		Extortion/Blackmail	2	0	0	0
		False Pretenses/Swindle/Confidence Game	105	47	23	0
		Credit Card/Automated Teller Machine Fraud	45	27	2	0
		Impersonation	1	0	0	0
		Welfare Fraud	1	1	0	0
		Wire Fraud	2	1	0	0
		Identity Theft	1	0	0	0
		Hacking/Computer Invasion	2	1	0	0
		Robbery	12	11	8	0
		Pocket-picking	0	0	0	0
		Purse-snatching	0	0	0	0
		Shoplifting	209	176	151	8
		Theft From Building	177	82	23	2
		Theft From Coin Operated Machine or Device	0	0	0	0
		Theft from Motor Vehicle	55	16	3	1
		Theft of Motor Vehicle Parts/Accessories	4	0	0	0
		All Other Larceny	83	25	13	0
		Motor Vehicle Theft	11	5	2	0
		Stolen Property Offenses	1	0	2	0
		<b>Crimes Against Society</b>				
		Drug/Narcotic Violations	77	70	45	7
		Drug Equipment Violations	18	16	2	3
		Betting/Wagering	0	0	0	0
		Operating/Promoting/Assisting Gambling	0	0	0	0
		Gambling Equipment Violations	1	1	1	0
		Sports Tampering	0	0	0	0
		Pornography/Obscene Material	14	7	1	0
		Prostitution	1	0	0	0
		Assisting or Promoting Prostitution	0	0	0	0
		Purchasing Prostitution	0	0	0	0
		Weapon Law Violations	10	9	2	0
		Animal Cruelty	0	0	0	0
		<b>Total Group A Offenses</b>	<b>1,782</b>	<b>1,101</b>	<b>484</b>	<b>43</b>
		<b>Group B Arrests</b>				
		Offense	Adult	Juvenile		
		Bad Checks	2	0		
		Curfew/Loitering/Vagrancy Violations	0	0		
		Disorderly Conduct	34	1		
		Driving Under the Influence	69	0		
		Drunkenness	0	0		
		Family Offenses (Nonviolent)	1	0		
		Liquor Law Violations	15	19		
		Peeping Tom	1	0		
		Runaway	0	0		
		Trespass of Real Property	29	0		
		All Other Offenses	263	9		
		<b>Total Group B</b>	<b>414</b>	<b>29</b>		

(\*) Offenses are counted using the FBI Units of Count for Crime

(\*\*) The "Arrests" column shows arrests made for incidents during the selected period, regardless of arrest date. Arrest counts for the same period may change over time.

This report is valid as of June 08, 2020 and is subject to change

**Waterville PD — ME0060400 — NIBRS Agency Crime Overview — 2019**

<b>2019 Population Estimate</b>	<b>16,765</b>
<b>Offense Overview</b>	
Offense Total	1,014
Number Cleared	601
Percent Cleared	59.27%
Group A Crimes per 100,000 population	6,048.3
<b>Arrest Overview</b>	
Total Arrests	1,327
Adult Arrests	1,274
Juvenile Arrests	53
Unknown Age	0
Arrests per 100,000 population	7,915.3
Average number offenses/incident	1.10

<b>Group B Arrests</b>		
<b>Offense</b>	<b>Adult</b>	<b>Juvenile</b>
Bad Checks	3	0
Curfew/Loitering/Vagrancy Violations	0	0
Disorderly Conduct	20	0
Driving Under the Influence	255	1
Drunkenness	0	0
Family Offenses (Nonviolent)	1	0
Liquor Law Violations	72	14
Peeping Tom	0	0
Runaway	0	0
Trespass of Real Property	28	1
All Other Offenses	408	11
<b>Total Group B</b>	<b>787</b>	<b>27</b>

	<b>Offenses (*)</b>		<b>Arrests (**)</b>	
	Reported	Cleared	Adult	Juvenile
<b>Group A Offenses</b>				
<b>Crimes Against Persons</b>				
Murder and Nonnegligent Manslaughter	1	0	0	0
Negligent Manslaughter	0	0	0	0
Kidnapping/Abduction	0	0	0	0
Rape	18	1	0	1
Sodomy	0	0	0	0
Sexual Assault With An Object	0	0	0	0
Fondling	11	0	0	0
Incest	0	0	0	0
Statutory Rape	2	0	0	0
Aggravated Assault	17	16	12	0
Simple Assault	145	121	89	8
Intimidation	50	41	20	4
Human Trafficking, Commercial Sex Acts	0	0	0	0
Human Trafficking, Involuntary Servitude	0	0	0	0
<b>Crimes Against Property</b>				
Arson	1	0	0	0
Bribery	0	0	0	0
Burglary/Breaking & Entering	34	9	13	0
Counterfeiting/Forgery	11	4	3	0
Destruction/Damage/Vandalism of Property	117	55	33	6
Embezzlement	1	0	0	0
Extortion/Blackmail	0	0	0	0
False Pretenses/Swindle/Confidence Game	51	34	37	0
Credit Card/Automated Teller Machine Fraud	15	3	3	0
Impersonation	0	0	0	0
Welfare Fraud	0	0	0	0
Wire Fraud	0	0	0	0
Identity Theft	1	0	0	0
Hacking/Computer Invasion	0	0	0	0
Robbery	2	1	0	0
Pocket-picking	0	0	0	0
Purse-snatching	0	0	0	0
Shoplifting	168	139	135	5
Theft From Building	0	0	0	0
Theft From Coin Operated Machine or Device	0	0	0	0
Theft from Motor Vehicle	36	8	8	0
Theft of Motor Vehicle Parts/Accessories	0	0	0	0
All Other Larceny	207	55	44	0
Motor Vehicle Theft	11	2	1	0
Stolen Property Offenses	0	0	0	0
<b>Crimes Against Society</b>				
Drug/Narcotic Violations	92	90	77	1
Drug Equipment Violations	16	16	7	1
Betting/Wagering	0	0	0	0
Operating/Promoting/Assisting Gambling	0	0	0	0
Gambling Equipment Violations	0	0	0	0
Sports Tampering	0	0	0	0
Pornography/Obscene Material	1	0	0	0
Prostitution	0	0	0	0
Assisting or Promoting Prostitution	0	0	0	0
Purchasing Prostitution	0	0	0	0
Weapon Law Violations	6	6	5	0
Animal Cruelty	0	0	0	0
<b>Total Group A Offenses</b>	<b>1,014</b>	<b>601</b>	<b>487</b>	<b>26</b>

(\*) Offenses are counted using the FBI Units of Count for Crime

(\*\*) The "Arrests" column shows arrests made for incidents during the selected period, regardless of arrest date. Arrest counts for the same period may change over time.

This report is valid as of June 08, 2020 and is subject to change

**Oakland PD — ME0060500 — NIBRS Agency Crime Overview — 2019**

<b>2019 Population Estimate</b>	<b>6,296</b>	<b>Offenses (*)</b>		<b>Arrests (**)</b>		
		Reported	Cleared	Adult	Juvenile	
<b>Offense Overview</b>		<b>Group A Offenses</b>				
		<b>Crimes Against Persons</b>				
Offense Total	148	Murder and Nonnegligent Manslaughter	0	0	0	0
Number Cleared	57	Negligent Manslaughter	0	0	0	0
Percent Cleared	38.51%	Kidnapping/Abduction	0	0	0	0
Group A Crimes per 100,000 population	2,350.7	Rape	5	1	0	0
		Sodomy	0	0	0	0
		Sexual Assault With An Object	0	0	0	0
		Fondling	1	0	0	0
<b>Arrest Overview</b>		Incest	0	0	0	0
Total Arrests	117	Statutory Rape	1	1	0	0
Adult Arrests	89	Aggravated Assault	2	1	1	0
Juvenile Arrests	28	Simple Assault	31	19	12	3
Unknown Age	0	Intimidation	9	7	1	2
Arrests per 100,000 population	1,858.3	Human Trafficking, Commercial Sex Acts	0	0	0	0
		Human Trafficking, Involuntary Servitude	0	0	0	0
Average number offenses/incident	1.10	<b>Crimes Against Property</b>				
		Arson	0	0	0	0
		Bribery	0	0	0	0
		Burglary/Breaking & Entering	12	5	3	5
		Counterfeiting/Forgery	2	1	0	0
		Destruction/Damage/Vandalism of Property	17	5	0	1
		Embezzlement	0	0	0	0
		Extortion/Blackmail	0	0	0	0
		False Pretenses/Swindle/Confidence Game	5	1	0	1
		Credit Card/Automated Teller Machine Fraud	1	0	0	0
		Impersonation	0	0	0	0
		Welfare Fraud	0	0	0	0
		Wire Fraud	0	0	0	0
		Identity Theft	0	0	0	0
		Hacking/Computer Invasion	0	0	0	0
		Robbery	0	0	0	0
		Pocket-picking	0	0	0	0
		Purse-snatching	0	0	0	0
		Shoplifting	2	2	1	2
		Theft From Building	1	0	0	0
		Theft From Coin Operated Machine or Device	0	0	0	0
		Theft from Motor Vehicle	3	0	0	0
		Theft of Motor Vehicle Parts/Accessories	0	0	0	0
		All Other Larceny	40	7	5	1
		Motor Vehicle Theft	3	2	1	1
		Stolen Property Offenses	0	0	0	0
		<b>Crimes Against Society</b>				
		Drug/Narcotic Violations	8	3	0	4
		Drug Equipment Violations	5	2	0	1
		Betting/Wagering	0	0	0	0
		Operating/Promoting/Assisting Gambling	0	0	0	0
		Gambling Equipment Violations	0	0	0	0
		Sports Tampering	0	0	0	0
		Pornography/Obscene Material	0	0	0	0
		Prostitution	0	0	0	0
		Assisting or Promoting Prostitution	0	0	0	0
		Purchasing Prostitution	0	0	0	0
		Weapon Law Violations	0	0	0	0
		Animal Cruelty	0	0	0	0
		<b>Total Group A Offenses</b>	<b>148</b>	<b>57</b>	<b>24</b>	<b>21</b>
		<b>Group B Arrests</b>				
		<b>Offense</b>	<b>Adult</b>	<b>Juvenile</b>		
		Bad Checks	0	0		
		Curfew/Loitering/Vagrancy Violations	0	0		
		Disorderly Conduct	4	2		
		Driving Under the Influence	22	0		
		Drunkenness	0	0		
		Family Offenses (Nonviolent)	1	0		
		Liquor Law Violations	3	0		
		Peeping Tom	0	0		
		Runaway	0	0		
		Trespass of Real Property	0	0		
		All Other Offenses	35	5		
		<b>Total Group B</b>	<b>65</b>	<b>7</b>		

(\*) Offenses are counted using the FBI Units of Count for Crime

(\*\*) The "Arrests" column shows arrests made for incidents during the selected period, regardless of arrest date. Arrest counts for the same period may change over time.

This report is valid as of June 08, 2020 and is subject to change



**Monmouth PD — ME0060600 — NIBRS Agency Crime Overview — 2019**

<b>2019 Population Estimate</b>	<b>4,131</b>	<b>Offenses (*)</b>		<b>Arrests (**)</b>		
		Reported	Cleared	Adult	Juvenile	
<b>Offense Overview</b>		<b>Group A Offenses</b>				
		<b>Crimes Against Persons</b>				
Offense Total	36	Murder and Nonnegligent Manslaughter	0	0	0	0
Number Cleared	15	Negligent Manslaughter	0	0	0	0
Percent Cleared	41.67%	Kidnapping/Abduction	0	0	0	0
Group A Crimes per 100,000 population	871.5	Rape	0	0	0	0
		Sodomy	0	0	0	0
		Sexual Assault With An Object	0	0	0	0
		Fondling	0	0	0	0
<b>Arrest Overview</b>		Incest	0	0	0	0
Total Arrests	67	Statutory Rape	0	0	0	0
Adult Arrests	67	Aggravated Assault	1	1	0	0
Juvenile Arrests	0	Simple Assault	7	5	2	0
Unknown Age	0	Intimidation	2	2	2	0
Arrests per 100,000 population	1,621.9	Human Trafficking, Commercial Sex Acts	0	0	0	0
		Human Trafficking, Involuntary Servitude	0	0	0	0
Average number offenses/incident	1.06	<b>Crimes Against Property</b>				
		Arson	0	0	0	0
		Bribery	0	0	0	0
		Burglary/Breaking & Entering	4	2	2	0
		Counterfeiting/Forgery	0	0	0	0
		Destruction/Damage/Vandalism of Property	5	1	1	0
		Embezzlement	0	0	0	0
		Extortion/Blackmail	0	0	0	0
		False Pretenses/Swindle/Confidence Game	3	0	0	0
		Credit Card/Automated Teller Machine Fraud	0	0	0	0
		Impersonation	0	0	0	0
		Welfare Fraud	0	0	0	0
		Wire Fraud	0	0	0	0
		Identity Theft	0	0	0	0
		Hacking/Computer Invasion	0	0	0	0
		Robbery	0	0	0	0
		Pocket-picking	0	0	0	0
		Purse-snatching	0	0	0	0
		Shoplifting	0	0	0	0
		Theft From Building	0	0	0	0
		Theft From Coin Operated Machine or Device	0	0	0	0
		Theft from Motor Vehicle	1	0	0	0
		Theft of Motor Vehicle Parts/Accessories	0	0	0	0
		All Other Larceny	10	2	2	0
		Motor Vehicle Theft	1	1	0	0
		Stolen Property Offenses	1	0	0	0
		<b>Crimes Against Society</b>				
		Drug/Narcotic Violations	1	1	0	0
		Drug Equipment Violations	0	0	0	0
		Betting/Wagering	0	0	0	0
		Operating/Promoting/Assisting Gambling	0	0	0	0
		Gambling Equipment Violations	0	0	0	0
		Sports Tampering	0	0	0	0
		Pornography/Obscene Material	0	0	0	0
		Prostitution	0	0	0	0
		Assisting or Promoting Prostitution	0	0	0	0
		Purchasing Prostitution	0	0	0	0
		Weapon Law Violations	0	0	0	0
		Animal Cruelty	0	0	0	0
		<b>Total Group A Offenses</b>	<b>36</b>	<b>15</b>	<b>9</b>	<b>0</b>
<b>Group B Arrests</b>						
<b>Offense</b>	<b>Adult</b>	<b>Juvenile</b>				
Bad Checks	0	0				
Curfew/Loitering/Vagrancy Violations	0	0				
Disorderly Conduct	0	0				
Driving Under the Influence	11	0				
Drunkenness	0	0				
Family Offenses (Nonviolent)	0	0				
Liquor Law Violations	1	0				
Peeping Tom	0	0				
Runaway	0	0				
Trespass of Real Property	0	0				
All Other Offenses	46	0				
<b>Total Group B</b>	<b>58</b>	<b>0</b>				

(\*) Offenses are counted using the FBI Units of Count for Crime

(\*\*) The "Arrests" column shows arrests made for incidents during the selected period, regardless of arrest date. Arrest counts for the same period may change over time.

This report is valid as of June 08, 2020 and is subject to change

**Winslow PD — ME0060700 — NIBRS Agency Crime Overview — 2019**

**2019 Population Estimate** 7,598

**Offense Overview**

Offense Total 246  
 Number Cleared 116  
 Percent Cleared 47.15%  
 Group A Crimes per 100,000 population 3,237.7

**Arrest Overview**

Total Arrests 288  
 Adult Arrests 257  
 Juvenile Arrests 31  
 Unknown Age 0  
 Arrests per 100,000 population 3,790.5  
 Average number offenses/incident 1.26

**Group B Arrests**

Offense	Adult	Juvenile
Bad Checks	4	0
Curfew/Loitering/Vagrancy Violations	0	0
Disorderly Conduct	0	0
Driving Under the Influence	72	0
Drunkenness	0	0
Family Offenses (Nonviolent)	0	0
Liquor Law Violations	6	7
Peeping Tom	0	0
Runaway	0	0
Trespass of Real Property	0	0
All Other Offenses	113	9
<b>Total Group B</b>	<b>195</b>	<b>16</b>

Group A Offenses	Offenses (*)		Arrests (**)	
	Reported	Cleared	Adult	Juvenile
<b>Crimes Against Persons</b>				
Murder and Nonnegligent Manslaughter	0	0	0	0
Negligent Manslaughter	0	0	0	0
Kidnapping/Abduction	0	0	0	0
Rape	6	0	0	0
Sodomy	0	0	0	0
Sexual Assault With An Object	0	0	0	0
Fondling	1	0	0	0
Incest	1	0	0	0
Statutory Rape	0	0	0	0
Aggravated Assault	0	0	0	0
Simple Assault	53	29	21	3
Intimidation	13	6	1	3
Human Trafficking, Commercial Sex Acts	0	0	0	0
Human Trafficking, Involuntary Servitude	0	0	0	0
<b>Crimes Against Property</b>				
Arson	1	0	0	0
Bribery	0	0	0	0
Burglary/Breaking & Entering	9	3	2	1
Counterfeiting/Forgery	2	2	2	0
Destruction/Damage/Vandalism of Property	38	13	5	1
Embezzlement	0	0	0	0
Extortion/Blackmail	1	0	0	0
False Pretenses/Swindle/Confidence Game	7	4	3	0
Credit Card/Automated Teller Machine Fraud	9	4	0	0
Impersonation	0	0	0	0
Welfare Fraud	0	0	0	0
Wire Fraud	0	0	0	0
Identity Theft	0	0	0	0
Hacking/Computer Invasion	0	0	0	0
Robbery	1	1	1	0
Pocket-picking	0	0	0	0
Purse-snatching	0	0	0	0
Shoplifting	0	0	0	0
Theft From Building	0	0	0	0
Theft From Coin Operated Machine or Device	0	0	0	0
Theft from Motor Vehicle	5	0	0	0
Theft of Motor Vehicle Parts/Accessories	0	0	0	0
All Other Larceny	56	17	10	5
Motor Vehicle Theft	3	1	1	0
Stolen Property Offenses	0	0	0	0
<b>Crimes Against Society</b>				
Drug/Narcotic Violations	24	21	14	2
Drug Equipment Violations	14	13	0	0
Betting/Wagering	0	0	0	0
Operating/Promoting/Assisting Gambling	1	1	1	0
Gambling Equipment Violations	0	0	0	0
Sports Tampering	0	0	0	0
Pornography/Obscene Material	0	0	0	0
Prostitution	0	0	0	0
Assisting or Promoting Prostitution	0	0	0	0
Purchasing Prostitution	0	0	0	0
Weapon Law Violations	1	1	1	0
Animal Cruelty	0	0	0	0
<b>Total Group A Offenses</b>	<b>246</b>	<b>116</b>	<b>62</b>	<b>15</b>

(\*) Offenses are counted using the FBI Units of Count for Crime

(\*\*) The "Arrests" column shows arrests made for incidents during the selected period, regardless of arrest date. Arrest counts for the same period may change over time.

This report is valid as of June 08, 2020 and is subject to change

**Somerset SO — ME0130000 — NIBRS Agency Crime Overview — 2019**

<b>2019 Population Estimate</b>	<b>31,810</b>	<b>Offenses (*)</b>		<b>Arrests (**)</b>		
		Reported	Cleared	Adult	Juvenile	
<b>Offense Overview</b>		<b>Group A Offenses</b>				
		<b>Crimes Against Persons</b>				
Offense Total	1,027	Murder and Nonnegligent Manslaughter	0	0	0	0
Number Cleared	610	Negligent Manslaughter	0	0	0	0
Percent Cleared	59.40%	Kidnapping/Abduction	0	0	0	0
Group A Crimes per 100,000 population	3,228.5	Rape	14	3	1	0
		Sodomy	0	0	0	0
		Sexual Assault With An Object	0	0	0	0
		Fondling	18	4	2	0
		Incest	5	1	0	0
<b>Arrest Overview</b>		Statutory Rape	2	0	0	0
Total Arrests	691	Aggravated Assault	17	13	12	0
Adult Arrests	653	Simple Assault	278	242	89	14
Juvenile Arrests	38	Intimidation	114	95	20	3
Unknown Age	0	Human Trafficking, Commercial Sex Acts	0	0	0	0
Arrests per 100,000 population	2,172.3	Human Trafficking, Involuntary Servitude	0	0	0	0
Average number offenses/incident	1.11	<b>Crimes Against Property</b>				
		Arson	6	2	0	0
		Bribery	0	0	0	0
		Burglary/Breaking & Entering	59	11	10	1
		Counterfeiting/Forgery	4	1	1	0
		Destruction/Damage/Vandalism of Property	152	56	9	5
		Embezzlement	0	0	0	0
		Extortion/Blackmail	1	0	0	0
		False Pretenses/Swindle/Confidence Game	34	18	6	0
		Credit Card/Automated Teller Machine Fraud	9	3	0	0
		Impersonation	0	0	0	0
		Welfare Fraud	0	0	0	0
		Wire Fraud	0	0	0	0
		Identity Theft	0	0	0	0
		Hacking/Computer Invasion	0	0	0	0
		Robbery	3	0	0	0
		Pocket-picking	0	0	0	0
		Purse-snatching	0	0	0	0
		Shoplifting	5	5	0	0
		Theft From Building	13	11	3	0
		Theft From Coin Operated Machine or Device	0	0	0	0
		Theft from Motor Vehicle	6	1	0	0
		Theft of Motor Vehicle Parts/Accessories	0	0	0	0
		All Other Larceny	194	69	17	4
		Motor Vehicle Theft	26	14	6	0
		Stolen Property Offenses	1	1	0	0
		<b>Crimes Against Society</b>				
		Drug/Narcotic Violations	47	44	34	4
		Drug Equipment Violations	12	11	1	0
		Betting/Wagering	0	0	0	0
		Operating/Promoting/Assisting Gambling	0	0	0	0
		Gambling Equipment Violations	0	0	0	0
		Sports Tampering	0	0	0	0
		Pornography/Obscene Material	1	1	0	0
		Prostitution	0	0	0	0
		Assisting or Promoting Prostitution	0	0	0	0
		Purchasing Prostitution	0	0	0	0
		Weapon Law Violations	6	4	4	0
		Animal Cruelty	0	0	0	0
		<b>Total Group A Offenses</b>	<b>1,027</b>	<b>610</b>	<b>215</b>	<b>31</b>

(\*) Offenses are counted using the FBI Units of Count for Crime

(\*\*) The "Arrests" column shows arrests made for incidents during the selected period, regardless of arrest date. Arrest counts for the same period may change over time.

This report is valid as of June 08, 2020 and is subject to change

**Skowhegan PD — ME0130200 — NIBRS Agency Crime Overview — 2019**

**2019 Population Estimate** 8,214

**Offense Overview**

Offense Total 634  
 Number Cleared 265  
 Percent Cleared 41.80%  
 Group A Crimes per 100,000 population 7,718.5

**Arrest Overview**

Total Arrests 359  
 Adult Arrests 303  
 Juvenile Arrests 56  
 Unknown Age 0  
 Arrests per 100,000 population 4,370.6  
 Average number offenses/incident 1.16

**Group B Arrests**

Offense	Adult	Juvenile
Bad Checks	6	0
Curfew/Loitering/Vagrancy Violations	0	0
Disorderly Conduct	14	2
Driving Under the Influence	34	0
Drunkenness	0	0
Family Offenses (Nonviolent)	0	0
Liquor Law Violations	5	4
Peeping Tom	0	0
Runaway	0	0
Trespass of Real Property	8	0
All Other Offenses	97	2
<b>Total Group B</b>	<b>164</b>	<b>8</b>

	Offenses (*)		Arrests (**)	
	Reported	Cleared	Adult	Juvenile
<b>Group A Offenses</b>				
<b>Crimes Against Persons</b>				
Murder and Nonnegligent Manslaughter	0	0	0	0
Negligent Manslaughter	0	0	0	0
Kidnapping/Abduction	0	0	0	0
Rape	10	0	0	0
Sodomy	0	0	0	0
Sexual Assault With An Object	0	0	0	0
Fondling	14	2	0	0
Incest	0	0	0	0
Statutory Rape	2	0	0	0
Aggravated Assault	13	10	7	2
Simple Assault	155	89	57	8
Intimidation	42	15	5	0
Human Trafficking, Commercial Sex Acts	0	0	0	0
Human Trafficking, Involuntary Servitude	0	0	0	0
<b>Crimes Against Property</b>				
Arson	2	1	1	0
Bribery	0	0	0	0
Burglary/Breaking & Entering	22	3	1	0
Counterfeiting/Forgery	3	0	0	0
Destruction/Damage/Vandalism of Property	112	39	12	11
Embezzlement	0	0	0	0
Extortion/Blackmail	0	0	0	0
False Pretenses/Swindle/Confidence Game	20	7	7	0
Credit Card/Automated Teller Machine Fraud	3	1	0	0
Impersonation	0	0	0	0
Welfare Fraud	0	0	0	0
Wire Fraud	0	0	0	0
Identity Theft	0	0	0	0
Hacking/Computer Invasion	0	0	0	0
Robbery	2	1	1	0
Pocket-picking	0	0	0	0
Purse-snatching	0	0	0	0
Shoplifting	12	10	9	1
Theft From Building	0	0	0	1
Theft From Coin Operated Machine or Device	0	0	0	0
Theft from Motor Vehicle	33	7	1	4
Theft of Motor Vehicle Parts/Accessories	0	0	0	0
All Other Larceny	143	49	30	7
Motor Vehicle Theft	8	2	1	2
Stolen Property Offenses	0	0	0	0
<b>Crimes Against Society</b>				
Drug/Narcotic Violations	22	19	6	10
Drug Equipment Violations	11	10	1	2
Betting/Wagering	0	0	0	0
Operating/Promoting/Assisting Gambling	0	0	0	0
Gambling Equipment Violations	0	0	0	0
Sports Tampering	0	0	0	0
Pornography/Obscene Material	3	0	0	0
Prostitution	0	0	0	0
Assisting or Promoting Prostitution	0	0	0	0
Purchasing Prostitution	0	0	0	0
Weapon Law Violations	2	0	0	0
Animal Cruelty	0	0	0	0
<b>Total Group A Offenses</b>	<b>634</b>	<b>265</b>	<b>139</b>	<b>48</b>

(\*) Offenses are counted using the FBI Units of Count for Crime

(\*\*) The "Arrests" column shows arrests made for incidents during the selected period, regardless of arrest date. Arrest counts for the same period may change over time.

This report is valid as of June 08, 2020 and is subject to change

**Biddeford PD — ME0160100 — NIBRS Agency Crime Overview — 2019**

2019 Population Estimate 21,545

**Offense Overview**

Offense Total 1,640  
 Number Cleared 695  
 Percent Cleared 42.38%  
 Group A Crimes per 100,000 population 7,612.0

**Arrest Overview**

Total Arrests 1,038  
 Adult Arrests 947  
 Juvenile Arrests 91  
 Unknown Age 0  
 Arrests per 100,000 population 4,817.8  
 Average number offenses/incident 1.13

**Group B Arrests**

Offense	Adult	Juvenile
Bad Checks	1	0
Curfew/Loitering/Vagrancy Violations	0	0
Disorderly Conduct	23	0
Driving Under the Influence	133	0
Drunkenness	0	0
Family Offenses (Nonviolent)	0	0
Liquor Law Violations	48	10
Peeping Tom	0	0
Runaway	0	0
Trespass of Real Property	39	0
All Other Offenses	236	7
<b>Total Group B</b>	<b>480</b>	<b>17</b>

Group A Offenses	Offenses (*)		Arrests (**)	
	Reported	Cleared	Adult	Juvenile
<b>Crimes Against Persons</b>				
Murder and Nonnegligent Manslaughter	0	0	0	0
Negligent Manslaughter	1	1	0	0
Kidnapping/Abduction	0	0	1	0
Rape	20	5	2	0
Sodomy	4	0	0	0
Sexual Assault With An Object	0	0	0	0
Fondling	11	6	1	2
Incest	0	0	0	0
Statutory Rape	3	2	2	0
Aggravated Assault	58	33	27	1
Simple Assault	328	185	132	21
Intimidation	129	58	34	5
Human Trafficking, Commercial Sex Acts	0	0	0	0
Human Trafficking, Involuntary Servitude	0	0	0	0
<b>Crimes Against Property</b>				
Arson	1	0	0	0
Bribery	0	0	0	0
Burglary/Breaking & Entering	53	6	5	3
Counterfeiting/Forgery	39	12	8	0
Destruction/Damage/Vandalism of Property	167	47	25	8
Embezzlement	1	0	0	0
Extortion/Blackmail	6	0	0	0
False Pretenses/Swindle/Confidence Game	75	16	13	0
Credit Card/Automated Teller Machine Fraud	28	2	1	0
Impersonation	1	1	0	0
Welfare Fraud	0	0	0	0
Wire Fraud	0	0	0	0
Identity Theft	0	0	0	0
Hacking/Computer Invasion	0	0	0	0
Robbery	9	3	2	2
Pocket-picking	0	0	0	0
Purse-snatching	0	0	0	0
Shoplifting	160	112	95	10
Theft From Building	46	6	5	0
Theft From Coin Operated Machine or Device	0	0	0	0
Theft from Motor Vehicle	107	4	1	0
Theft of Motor Vehicle Parts/Accessories	13	0	0	0
All Other Larceny	203	65	63	2
Motor Vehicle Theft	14	2	1	0
Stolen Property Offenses	12	6	4	0
<b>Crimes Against Society</b>				
Drug/Narcotic Violations	81	67	28	14
Drug Equipment Violations	50	45	11	5
Betting/Wagering	0	0	0	0
Operating/Promoting/Assisting Gambling	0	0	0	0
Gambling Equipment Violations	0	0	0	0
Sports Tampering	0	0	0	0
Pornography/Obscene Material	7	1	0	1
Prostitution	1	0	0	0
Assisting or Promoting Prostitution	1	0	0	0
Purchasing Prostitution	0	0	0	0
Weapon Law Violations	11	10	6	0
Animal Cruelty	0	0	0	0
<b>Total Group A Offenses</b>	<b>1,640</b>	<b>695</b>	<b>467</b>	<b>74</b>

(\*) Offenses are counted using the FBI Units of Count for Crime

(\*\*) The "Arrests" column shows arrests made for incidents during the selected period, regardless of arrest date. Arrest counts for the same period may change over time.

This report is valid as of June 08, 2020 and is subject to change

**Kittery PD — ME0160200 — NIBRS Agency Crime Overview — 2019**

<b>2019 Population Estimate</b>	<b>9,890</b>
<b>Offense Overview</b>	
Offense Total	242
Number Cleared	95
Percent Cleared	39.26%
Group A Crimes per 100,000 population	2,446.9
<b>Arrest Overview</b>	
Total Arrests	242
Adult Arrests	207
Juvenile Arrests	35
Unknown Age	0
Arrests per 100,000 population	2,446.9
Average number offenses/incident	1.10

<b>Group B Arrests</b>		
<b>Offense</b>	<b>Adult</b>	<b>Juvenile</b>
Bad Checks	2	0
Curfew/Loitering/Vagrancy Violations	0	0
Disorderly Conduct	13	0
Driving Under the Influence	38	0
Drunkenness	0	0
Family Offenses (Nonviolent)	1	0
Liquor Law Violations	7	3
Peeping Tom	0	0
Runaway	0	0
Trespass of Real Property	0	0
All Other Offenses	86	4
<b>Total Group B</b>	<b>147</b>	<b>7</b>

	<b>Offenses (*)</b>		<b>Arrests (**)</b>	
	Reported	Cleared	Adult	Juvenile
<b>Group A Offenses</b>				
<b>Crimes Against Persons</b>				
Murder and Nonnegligent Manslaughter	0	0	0	0
Negligent Manslaughter	0	0	0	0
Kidnapping/Abduction	1	1	0	0
Rape	7	1	0	1
Sodomy	0	0	0	0
Sexual Assault With An Object	0	0	0	0
Fondling	2	1	0	1
Incest	0	0	0	0
Statutory Rape	0	0	0	0
Aggravated Assault	1	1	0	0
Simple Assault	26	18	16	2
Intimidation	12	8	2	4
Human Trafficking, Commercial Sex Acts	0	0	0	0
Human Trafficking, Involuntary Servitude	0	0	0	0
<b>Crimes Against Property</b>				
Arson	1	0	0	0
Bribery	0	0	0	0
Burglary/Breaking & Entering	12	1	1	0
Counterfeiting/Forgery	7	1	0	0
Destruction/Damage/Vandalism of Property	25	5	3	0
Embezzlement	0	0	0	0
Extortion/Blackmail	1	0	0	0
False Pretenses/Swindle/Confidence Game	12	3	3	0
Credit Card/Automated Teller Machine Fraud	3	0	0	0
Impersonation	0	0	0	0
Welfare Fraud	0	0	0	0
Wire Fraud	1	0	0	0
Identity Theft	2	0	0	0
Hacking/Computer Invasion	0	0	0	0
Robbery	0	0	0	0
Pocket-picking	0	0	0	0
Purse-snatching	0	0	0	0
Shoplifting	5	3	3	0
Theft From Building	3	1	1	0
Theft From Coin Operated Machine or Device	0	0	0	0
Theft from Motor Vehicle	5	0	0	0
Theft of Motor Vehicle Parts/Accessories	0	0	0	0
All Other Larceny	69	19	13	8
Motor Vehicle Theft	2	0	0	0
Stolen Property Offenses	18	11	6	4
<b>Crimes Against Society</b>				
Drug/Narcotic Violations	19	16	10	8
Drug Equipment Violations	5	5	2	0
Betting/Wagering	0	0	0	0
Operating/Promoting/Assisting Gambling	0	0	0	0
Gambling Equipment Violations	0	0	0	0
Sports Tampering	0	0	0	0
Pornography/Obscene Material	1	0	0	0
Prostitution	0	0	0	0
Assisting or Promoting Prostitution	0	0	0	0
Purchasing Prostitution	0	0	0	0
Weapon Law Violations	2	0	0	0
Animal Cruelty	0	0	0	0
<b>Total Group A Offenses</b>	<b>242</b>	<b>95</b>	<b>60</b>	<b>28</b>

(\*) Offenses are counted using the FBI Units of Count for Crime

(\*\*) The "Arrests" column shows arrests made for incidents during the selected period, regardless of arrest date. Arrest counts for the same period may change over time.

This report is valid as of June 08, 2020 and is subject to change

Old Orchard Beach PD — ME0160300 — NIBRS Agency Crime Overview — 2019

<b>2019 Population Estimate</b>	<b>8,946</b>	<b>Offenses (*)</b>		<b>Arrests (**)</b>		
		Reported	Cleared	Adult	Juvenile	
<b>Offense Overview</b>		<b>Group A Offenses</b>				
		<b>Crimes Against Persons</b>				
Offense Total	430	Murder and Nonnegligent Manslaughter	1	1	0	0
Number Cleared	195	Negligent Manslaughter	0	0	0	0
Percent Cleared	45.35%	Kidnapping/Abduction	0	0	0	0
Group A Crimes per 100,000 population	4,806.6	Rape	6	0	0	0
		Sodomy	0	0	0	0
		Sexual Assault With An Object	0	0	0	0
<b>Arrest Overview</b>		Fondling	5	1	1	0
Total Arrests	569	Incest	0	0	0	0
Adult Arrests	540	Statutory Rape	0	0	0	0
Juvenile Arrests	29	Aggravated Assault	16	10	10	0
Unknown Age	0	Simple Assault	76	56	44	1
Arrests per 100,000 population	6,360.4	Intimidation	55	24	20	0
		Human Trafficking, Commercial Sex Acts	0	0	0	0
Average number offenses/incident	1.10	Human Trafficking, Involuntary Servitude	0	0	0	0
		<b>Crimes Against Property</b>				
		Arson	3	0	0	0
		Bribery	0	0	0	0
		Burglary/Breaking & Entering	18	2	1	0
		Counterfeiting/Forgery	16	2	0	0
		Destruction/Damage/Vandalism of Property	36	13	6	1
		Embezzlement	0	0	0	0
		Extortion/Blackmail	0	0	0	0
		False Pretenses/Swindle/Confidence Game	14	3	3	0
		Credit Card/Automated Teller Machine Fraud	5	1	1	0
		Impersonation	2	1	1	0
		Welfare Fraud	0	0	0	0
		Wire Fraud	0	0	0	0
		Identity Theft	0	0	0	0
		Hacking/Computer Invasion	0	0	0	0
		Robbery	3	2	2	0
		Pocket-picking	0	0	0	0
		Purse-snatching	0	0	0	0
		Shoplifting	5	1	2	0
		Theft From Building	0	0	0	0
		Theft From Coin Operated Machine or Device	0	0	0	0
		Theft from Motor Vehicle	29	7	2	0
		Theft of Motor Vehicle Parts/Accessories	0	0	0	0
		All Other Larceny	60	8	5	0
		Motor Vehicle Theft	4	2	1	0
		Stolen Property Offenses	0	0	0	0
		<b>Crimes Against Society</b>				
		Drug/Narcotic Violations	62	54	38	8
		Drug Equipment Violations	10	7	1	0
		Betting/Wagering	0	0	0	0
		Operating/Promoting/Assisting Gambling	0	0	0	0
		Gambling Equipment Violations	0	0	0	0
		Sports Tampering	0	0	0	0
		Pornography/Obscene Material	1	0	0	0
		Prostitution	1	0	0	0
		Assisting or Promoting Prostitution	0	0	0	0
		Purchasing Prostitution	0	0	0	0
		Weapon Law Violations	2	0	0	0
		Animal Cruelty	0	0	0	0
		<b>Total Group A Offenses</b>	<b>430</b>	<b>195</b>	<b>138</b>	<b>10</b>

(\*) Offenses are counted using the FBI Units of Count for Crime

(\*\*) The "Arrests" column shows arrests made for incidents during the selected period, regardless of arrest date. Arrest counts for the same period may change over time.

This report is valid as of June 08, 2020 and is subject to change

Saco PD — ME0160400 — NIBRS Agency Crime Overview — 2019

2019 Population Estimate		19,908	Offenses (*)		Arrests (**)		
			Reported	Cleared	Adult	Juvenile	
<b>Offense Overview</b>			<b>Group A Offenses</b>				
			<b>Crimes Against Persons</b>				
Offense Total	920		Murder and Nonnegligent Manslaughter	0	0	0	0
Number Cleared	256		Negligent Manslaughter	1	0	0	0
Percent Cleared	27.83%		Kidnapping/Abduction	0	0	0	0
Group A Crimes per 100,000 population	4,621.3		Rape	12	1	0	0
			Sodomy	0	0	0	0
			Sexual Assault With An Object	0	0	0	0
			Fondling	3	0	0	0
			Incest	0	0	0	0
<b>Arrest Overview</b>			Statutory Rape	2	2	0	0
Total Arrests	539		Aggravated Assault	9	5	4	1
Adult Arrests	498		Simple Assault	155	87	35	18
Juvenile Arrests	41		Intimidation	159	29	9	5
Unknown Age	0		Human Trafficking, Commercial Sex Acts	0	0	0	0
Arrests per 100,000 population	2,707.5		Human Trafficking, Involuntary Servitude	0	0	0	0
Average number offenses/incident	1.14		<b>Crimes Against Property</b>				
			Arson	1	0	0	0
			Bribery	0	0	0	0
			Burglary/Breaking & Entering	47	6	0	0
			Counterfeiting/Forgery	17	3	3	0
			Destruction/Damage/Vandalism of Property	106	29	14	9
			Embezzlement	0	0	0	0
			Extortion/Blackmail	3	0	0	0
			False Pretenses/Swindle/Confidence Game	51	3	2	0
			Credit Card/Automated Teller Machine Fraud	34	2	0	1
			Impersonation	1	0	0	0
			Welfare Fraud	0	0	0	0
			Wire Fraud	2	0	0	0
			Identity Theft	4	0	0	0
			Hacking/Computer Invasion	0	0	0	0
			Robbery	1	1	1	0
			Pocket-picking	0	0	0	0
			Purse-snatching	0	0	0	0
			Shoplifting	52	30	29	0
			Theft From Building	55	5	2	0
			Theft From Coin Operated Machine or Device	0	0	0	0
			Theft from Motor Vehicle	60	3	3	0
			Theft of Motor Vehicle Parts/Accessories	6	0	0	0
			All Other Larceny	69	11	9	0
			Motor Vehicle Theft	20	7	4	0
			Stolen Property Offenses	0	0	0	0
			<b>Crimes Against Society</b>				
			Drug/Narcotic Violations	37	28	16	1
			Drug Equipment Violations	4	1	0	1
			Betting/Wagering	0	0	0	0
			Operating/Promoting/Assisting Gambling	0	0	0	0
			Gambling Equipment Violations	0	0	0	0
			Sports Tampering	0	0	0	0
			Pornography/Obscene Material	6	2	1	0
			Prostitution	0	0	0	0
			Assisting or Promoting Prostitution	1	0	0	0
			Purchasing Prostitution	0	0	0	0
			Weapon Law Violations	2	1	0	0
			Animal Cruelty	0	0	0	0
			<b>Total Group A Offenses</b>	<b>920</b>	<b>256</b>	<b>132</b>	<b>36</b>
<b>Group B Arrests</b>							
<b>Offense</b>	<b>Adult</b>	<b>Juvenile</b>					
Bad Checks	1	0					
Curfew/Loitering/Vagrancy Violations	0	0					
Disorderly Conduct	3	1					
Driving Under the Influence	113	0					
Drunkenness	0	0					
Family Offenses (Nonviolent)	5	0					
Liquor Law Violations	2	1					
Peeping Tom	0	0					
Runaway	0	0					
Trespass of Real Property	4	0					
All Other Offenses	238	3					
<b>Total Group B</b>	<b>366</b>	<b>5</b>					

(\*) Offenses are counted using the FBI Units of Count for Crime

(\*\*) The "Arrests" column shows arrests made for incidents during the selected period, regardless of arrest date. Arrest counts for the same period may change over time.

This report is valid as of June 08, 2020 and is subject to change



**Sanford PD — ME0160500 — NIBRS Agency Crime Overview — 2019**

<b>2019 Population Estimate</b>	<b>21,233</b>	<b>Offenses (*)</b>		<b>Arrests (**)</b>		
		Reported	Cleared	Adult	Juvenile	
<b>Offense Overview</b>		<b>Group A Offenses</b>				
		<b>Crimes Against Persons</b>				
Offense Total	1,365	Murder and Nonnegligent Manslaughter	0	0	0	0
Number Cleared	326	Negligent Manslaughter	0	0	0	0
Percent Cleared	23.88%	Kidnapping/Abduction	0	0	0	0
Group A Crimes per 100,000 population	6,428.7	Rape	13	0	0	0
		Sodomy	0	0	0	0
		Sexual Assault With An Object	0	0	0	0
		Fondling	12	2	1	1
<b>Arrest Overview</b>		Incest	0	0	0	0
Total Arrests	660	Statutory Rape	2	0	0	0
Adult Arrests	598	Aggravated Assault	19	10	10	0
Juvenile Arrests	62	Simple Assault	257	114	85	13
Unknown Age	0	Intimidation	54	16	10	3
Arrests per 100,000 population	3,108.4	Human Trafficking, Commercial Sex Acts	0	0	0	0
		Human Trafficking, Involuntary Servitude	0	0	0	0
Average number offenses/incident	1.12	<b>Crimes Against Property</b>				
		Arson	4	0	0	0
		Bribery	0	0	0	0
		Burglary/Breaking & Entering	106	4	2	0
		Counterfeiting/Forgery	19	3	2	0
		Destruction/Damage/Vandalism of Property	203	25	17	3
		Embezzlement	0	0	0	0
		Extortion/Blackmail	2	0	0	0
		False Pretenses/Swindle/Confidence Game	39	1	0	0
		Credit Card/Automated Teller Machine Fraud	40	4	1	1
		Impersonation	1	0	0	0
		Welfare Fraud	0	0	0	0
		Wire Fraud	0	0	0	0
		Identity Theft	1	0	0	0
		Hacking/Computer Invasion	0	0	0	0
		Robbery	9	1	1	0
		Pocket-picking	0	0	0	0
		Purse-snatching	0	0	0	0
		Shoplifting	0	0	0	0
		Theft From Building	1	1	0	0
		Theft From Coin Operated Machine or Device	0	0	0	0
		Theft from Motor Vehicle	82	4	1	0
		Theft of Motor Vehicle Parts/Accessories	7	1	1	0
		All Other Larceny	396	78	75	6
		Motor Vehicle Theft	13	3	3	0
		Stolen Property Offenses	0	0	0	0
		<b>Crimes Against Society</b>				
		Drug/Narcotic Violations	60	43	13	10
		Drug Equipment Violations	19	14	2	3
		Betting/Wagering	0	0	0	0
		Operating/Promoting/Assisting Gambling	0	0	0	0
		Gambling Equipment Violations	0	0	0	0
		Sports Tampering	0	0	0	0
		Pornography/Obscene Material	3	0	0	0
		Prostitution	0	0	0	0
		Assisting or Promoting Prostitution	1	0	0	0
		Purchasing Prostitution	0	0	0	0
		Weapon Law Violations	2	2	0	0
		Animal Cruelty	0	0	0	0
		<b>Total Group A Offenses</b>	<b>1,365</b>	<b>326</b>	<b>224</b>	<b>40</b>
		<b>Group B Arrests</b>		Adult	Juvenile	
<b>Offense</b>		Adult	Juvenile			
Bad Checks		2	0			
Curfew/Loitering/Vagrancy Violations		0	0			
Disorderly Conduct		7	13			
Driving Under the Influence		43	1			
Drunkenness		1	0			
Family Offenses (Nonviolent)		0	0			
Liquor Law Violations		1	3			
Peeping Tom		0	0			
Runaway		0	0			
Trespass of Real Property		18	2			
All Other Offenses		302	3			
<b>Total Group B</b>		<b>374</b>	<b>22</b>			

(\*) Offenses are counted using the FBI Units of Count for Crime

(\*\*) The "Arrests" column shows arrests made for incidents during the selected period, regardless of arrest date. Arrest counts for the same period may change over time.

This report is valid as of June 08, 2020 and is subject to change

**Berwick PD — ME0160600 — NIBRS Agency Crime Overview — 2019**

**2019 Population Estimate** 7,860

**Offense Overview**

Offense Total	262
Number Cleared	162
Percent Cleared	61.83%
Group A Crimes per 100,000 population	3,333.3

**Arrest Overview**

Total Arrests	247
Adult Arrests	237
Juvenile Arrests	10
Unknown Age	0
Arrests per 100,000 population	3,142.5
Average number offenses/incident	1.21

**Group B Arrests**

Offense	Adult	Juvenile
Bad Checks	1	0
Curfew/Loitering/Vagrancy Violations	0	0
Disorderly Conduct	3	1
Driving Under the Influence	25	0
Drunkenness	0	0
Family Offenses (Nonviolent)	0	0
Liquor Law Violations	2	0
Peeping Tom	0	0
Runaway	0	0
Trespass of Real Property	1	0
All Other Offenses	140	2
<b>Total Group B</b>	<b>172</b>	<b>3</b>

Group A Offenses	Offenses (*)		Arrests (**)	
	Reported	Cleared	Adult	Juvenile
<b>Crimes Against Persons</b>				
Murder and Nonnegligent Manslaughter	0	0	0	0
Negligent Manslaughter	0	0	0	0
Kidnapping/Abduction	0	0	0	0
Rape	1	1	0	0
Sodomy	0	0	0	0
Sexual Assault With An Object	0	0	0	0
Fondling	1	0	0	0
Incest	0	0	0	0
Statutory Rape	0	0	0	0
Aggravated Assault	3	3	3	0
Simple Assault	48	47	16	3
Intimidation	9	9	1	0
Human Trafficking, Commercial Sex Acts	0	0	0	0
Human Trafficking, Involuntary Servitude	0	0	0	0
<b>Crimes Against Property</b>				
Arson	0	0	0	0
Bribery	0	0	0	0
Burglary/Breaking & Entering	20	1	0	0
Counterfeiting/Forgery	7	2	1	0
Destruction/Damage/Vandalism of Property	45	11	1	0
Embezzlement	1	1	0	0
Extortion/Blackmail	2	0	0	0
False Pretenses/Swindle/Confidence Game	6	0	0	0
Credit Card/Automated Teller Machine Fraud	5	1	0	0
Impersonation	0	0	0	0
Welfare Fraud	0	0	0	0
Wire Fraud	0	0	0	0
Identity Theft	0	0	0	0
Hacking/Computer Invasion	0	0	0	0
Robbery	1	1	2	0
Pocket-picking	0	0	0	0
Purse-snatching	0	0	0	0
Shoplifting	0	0	0	0
Theft From Building	0	0	0	0
Theft From Coin Operated Machine or Device	0	0	0	0
Theft from Motor Vehicle	4	0	0	0
Theft of Motor Vehicle Parts/Accessories	0	0	0	0
All Other Larceny	32	10	2	0
Motor Vehicle Theft	3	1	0	0
Stolen Property Offenses	0	0	0	0
<b>Crimes Against Society</b>				
Drug/Narcotic Violations	52	52	37	3
Drug Equipment Violations	19	19	1	1
Betting/Wagering	0	0	0	0
Operating/Promoting/Assisting Gambling	0	0	0	0
Gambling Equipment Violations	0	0	0	0
Sports Tampering	0	0	0	0
Pornography/Obscene Material	1	1	0	0
Prostitution	0	0	0	0
Assisting or Promoting Prostitution	0	0	0	0
Purchasing Prostitution	0	0	0	0
Weapon Law Violations	2	2	1	0
Animal Cruelty	0	0	0	0
<b>Total Group A Offenses</b>	<b>262</b>	<b>162</b>	<b>65</b>	<b>7</b>

(\*) Offenses are counted using the FBI Units of Count for Crime

(\*\*) The "Arrests" column shows arrests made for incidents during the selected period, regardless of arrest date. Arrest counts for the same period may change over time.

This report is valid as of June 08, 2020 and is subject to change

**Eliot PD — ME0160700 — NIBRS Agency Crime Overview — 2019**

<b>2019 Population Estimate</b>	<b>6,817</b>	<b>Offenses (*)</b>		<b>Arrests (**)</b>		
		Reported	Cleared	Adult	Juvenile	
<b>Offense Overview</b>		<b>Group A Offenses</b>				
		<b>Crimes Against Persons</b>				
Offense Total	94	Murder and Nonnegligent Manslaughter	0	0	0	0
Number Cleared	40	Negligent Manslaughter	0	0	0	0
Percent Cleared	42.55%	Kidnapping/Abduction	0	0	0	0
Group A Crimes per 100,000 population	1,378.9	Rape	4	2	0	0
		Sodomy	0	0	0	0
		Sexual Assault With An Object	0	0	0	0
		Fondling	1	0	0	0
<b>Arrest Overview</b>		Incest	0	0	0	0
Total Arrests	92	Statutory Rape	3	3	1	0
Adult Arrests	89	Aggravated Assault	2	2	2	0
Juvenile Arrests	3	Simple Assault	21	14	6	1
Unknown Age	0	Intimidation	2	1	1	0
Arrests per 100,000 population	1,349.6	Human Trafficking, Commercial Sex Acts	0	0	0	0
		Human Trafficking, Involuntary Servitude	0	0	0	0
Average number offenses/incident	1.08	<b>Crimes Against Property</b>				
		Arson	0	0	0	0
		Bribery	0	0	0	0
		Burglary/Breaking & Entering	5	0	0	0
		Counterfeiting/Forgery	0	0	0	0
		Destruction/Damage/Vandalism of Property	16	3	1	0
		Embezzlement	0	0	0	0
		Extortion/Blackmail	0	0	0	0
		False Pretenses/Swindle/Confidence Game	2	0	0	0
		Credit Card/Automated Teller Machine Fraud	0	0	0	0
		Impersonation	0	0	0	0
		Welfare Fraud	0	0	0	0
		Wire Fraud	3	0	0	0
		Identity Theft	0	0	0	0
		Hacking/Computer Invasion	0	0	0	0
		Robbery	1	0	0	0
		Pocket-picking	0	0	0	0
		Purse-snatching	0	0	0	0
		Shoplifting	0	0	0	0
		Theft From Building	1	1	0	0
		Theft From Coin Operated Machine or Device	0	0	0	0
		Theft from Motor Vehicle	3	0	0	0
		Theft of Motor Vehicle Parts/Accessories	1	0	0	0
		All Other Larceny	14	2	1	0
		Motor Vehicle Theft	1	1	0	0
		Stolen Property Offenses	3	2	1	0
		<b>Crimes Against Society</b>				
		Drug/Narcotic Violations	9	7	5	1
		Drug Equipment Violations	1	1	0	0
		Betting/Wagering	0	0	0	0
		Operating/Promoting/Assisting Gambling	0	0	0	0
		Gambling Equipment Violations	0	0	0	0
		Sports Tampering	0	0	0	0
		Pornography/Obscene Material	1	1	0	0
		Prostitution	0	0	0	0
		Assisting or Promoting Prostitution	0	0	0	0
		Purchasing Prostitution	0	0	0	0
		Weapon Law Violations	0	0	0	0
		Animal Cruelty	0	0	0	0
		<b>Total Group A Offenses</b>	<b>94</b>	<b>40</b>	<b>18</b>	<b>2</b>
<b>Group B Arrests</b>						
<b>Offense</b>	<b>Adult</b>	<b>Juvenile</b>				
Bad Checks	1	0				
Curfew/Loitering/Vagrancy Violations	0	0				
Disorderly Conduct	2	0				
Driving Under the Influence	36	0				
Drunkenness	0	0				
Family Offenses (Nonviolent)	0	0				
Liquor Law Violations	0	1				
Peeping Tom	0	0				
Runaway	0	0				
Trespass of Real Property	0	0				
All Other Offenses	32	0				
<b>Total Group B</b>	<b>71</b>	<b>1</b>				

(\*) Offenses are counted using the FBI Units of Count for Crime

(\*\*) The "Arrests" column shows arrests made for incidents during the selected period, regardless of arrest date. Arrest counts for the same period may change over time.

This report is valid as of June 08, 2020 and is subject to change

**Kennebunk PD — ME0160800 — NIBRS Agency Crime Overview — 2019**

<b>2019 Population Estimate</b>	<b>11,622</b>
<b>Offense Overview</b>	
Offense Total	168
Number Cleared	60
Percent Cleared	35.71%
Group A Crimes per 100,000 population	1,445.5
<b>Arrest Overview</b>	
Total Arrests	164
Adult Arrests	146
Juvenile Arrests	18
Unknown Age	0
Arrests per 100,000 population	1,411.1
Average number offenses/incident	1.16

<b>Group B Arrests</b>		
<b>Offense</b>	<b>Adult</b>	<b>Juvenile</b>
Bad Checks	0	0
Curfew/Loitering/Vagrancy Violations	0	0
Disorderly Conduct	1	0
Driving Under the Influence	41	0
Drunkenness	0	0
Family Offenses (Nonviolent)	0	0
Liquor Law Violations	10	10
Peeping Tom	0	0
Runaway	0	0
Trespass of Real Property	2	0
All Other Offenses	54	1
<b>Total Group B</b>	<b>108</b>	<b>11</b>

	<b>Offenses (*)</b>		<b>Arrests (**)</b>	
	Reported	Cleared	Adult	Juvenile
<b>Group A Offenses</b>				
<b>Crimes Against Persons</b>				
Murder and Nonnegligent Manslaughter	0	0	0	0
Negligent Manslaughter	0	0	0	0
Kidnapping/Abduction	0	0	0	0
Rape	4	1	0	0
Sodomy	0	0	0	0
Sexual Assault With An Object	0	0	0	0
Fondling	3	0	0	0
Incest	0	0	0	0
Statutory Rape	0	0	0	0
Aggravated Assault	4	1	0	0
Simple Assault	30	18	12	2
Intimidation	10	4	4	0
Human Trafficking, Commercial Sex Acts	0	0	0	0
Human Trafficking, Involuntary Servitude	0	0	0	0
<b>Crimes Against Property</b>				
Arson	1	0	0	0
Bribery	0	0	0	0
Burglary/Breaking & Entering	3	0	0	0
Counterfeiting/Forgery	3	0	0	0
Destruction/Damage/Vandalism of Property	31	6	4	0
Embezzlement	0	0	0	0
Extortion/Blackmail	0	0	0	0
False Pretenses/Swindle/Confidence Game	11	2	1	0
Credit Card/Automated Teller Machine Fraud	8	2	1	0
Impersonation	0	0	0	0
Welfare Fraud	0	0	0	0
Wire Fraud	0	0	0	0
Identity Theft	0	0	0	0
Hacking/Computer Invasion	0	0	0	0
Robbery	0	0	0	0
Pocket-picking	0	0	0	0
Purse-snatching	0	0	0	0
Shoplifting	0	0	0	0
Theft From Building	0	0	0	0
Theft From Coin Operated Machine or Device	0	0	0	0
Theft from Motor Vehicle	2	1	0	0
Theft of Motor Vehicle Parts/Accessories	0	0	0	0
All Other Larceny	41	9	10	0
Motor Vehicle Theft	1	0	0	0
Stolen Property Offenses	0	0	0	0
<b>Crimes Against Society</b>				
Drug/Narcotic Violations	11	11	5	3
Drug Equipment Violations	5	5	1	2
Betting/Wagering	0	0	0	0
Operating/Promoting/Assisting Gambling	0	0	0	0
Gambling Equipment Violations	0	0	0	0
Sports Tampering	0	0	0	0
Pornography/Obscene Material	0	0	0	0
Prostitution	0	0	0	0
Assisting or Promoting Prostitution	0	0	0	0
Purchasing Prostitution	0	0	0	0
Weapon Law Violations	0	0	0	0
Animal Cruelty	0	0	0	0
<b>Total Group A Offenses</b>	<b>168</b>	<b>60</b>	<b>38</b>	<b>7</b>

(\*) Offenses are counted using the FBI Units of Count for Crime

(\*\*) The "Arrests" column shows arrests made for incidents during the selected period, regardless of arrest date. Arrest counts for the same period may change over time.

This report is valid as of June 08, 2020 and is subject to change

**Kennebunkport PD — ME0160900 — NIBRS Agency Crime Overview — 2019**

<b>2019 Population Estimate</b>	<b>3,660</b>
<b>Offense Overview</b>	
Offense Total	92
Number Cleared	18
Percent Cleared	19.57%
Group A Crimes per 100,000 population	2,513.7
<b>Arrest Overview</b>	
Total Arrests	44
Adult Arrests	43
Juvenile Arrests	1
Unknown Age	0
Arrests per 100,000 population	1,202.2
Average number offenses/incident	1.06

<b>Group B Arrests</b>		
<b>Offense</b>	<b>Adult</b>	<b>Juvenile</b>
Bad Checks	1	0
Curfew/Loitering/Vagrancy Violations	0	0
Disorderly Conduct	0	0
Driving Under the Influence	13	0
Drunkenness	0	0
Family Offenses (Nonviolent)	0	0
Liquor Law Violations	0	0
Peeping Tom	0	0
Runaway	0	0
Trespass of Real Property	1	0
All Other Offenses	11	0
<b>Total Group B</b>	<b>26</b>	<b>0</b>

	<b>Offenses (*)</b>		<b>Arrests (**)</b>	
	Reported	Cleared	Adult	Juvenile
<b>Group A Offenses</b>				
<b>Crimes Against Persons</b>				
Murder and Nonnegligent Manslaughter	0	0	0	0
Negligent Manslaughter	0	0	0	0
Kidnapping/Abduction	0	0	0	0
Rape	1	0	0	0
Sodomy	0	0	0	0
Sexual Assault With An Object	0	0	0	0
Fondling	1	0	0	1
Incest	0	0	0	0
Statutory Rape	0	0	0	0
Aggravated Assault	1	1	1	0
Simple Assault	13	9	8	0
Intimidation	3	1	1	0
Human Trafficking, Commercial Sex Acts	0	0	0	0
Human Trafficking, Involuntary Servitude	0	0	0	0
<b>Crimes Against Property</b>				
Arson	0	0	0	0
Bribery	0	0	0	0
Burglary/Breaking & Entering	5	1	1	0
Counterfeiting/Forgery	10	0	0	0
Destruction/Damage/Vandalism of Property	21	1	1	0
Embezzlement	0	0	0	0
Extortion/Blackmail	0	0	0	0
False Pretenses/Swindle/Confidence Game	6	0	0	0
Credit Card/Automated Teller Machine Fraud	3	0	0	0
Impersonation	0	0	0	0
Welfare Fraud	0	0	0	0
Wire Fraud	0	0	0	0
Identity Theft	0	0	0	0
Hacking/Computer Invasion	0	0	0	0
Robbery	0	0	0	0
Pocket-picking	0	0	0	0
Purse-snatching	0	0	0	0
Shoplifting	0	0	0	0
Theft From Building	0	0	0	0
Theft From Coin Operated Machine or Device	0	0	0	0
Theft from Motor Vehicle	0	0	0	0
Theft of Motor Vehicle Parts/Accessories	0	0	0	0
All Other Larceny	24	1	1	0
Motor Vehicle Theft	0	0	0	0
Stolen Property Offenses	0	0	0	0
<b>Crimes Against Society</b>				
Drug/Narcotic Violations	3	3	4	0
Drug Equipment Violations	1	1	0	0
Betting/Wagering	0	0	0	0
Operating/Promoting/Assisting Gambling	0	0	0	0
Gambling Equipment Violations	0	0	0	0
Sports Tampering	0	0	0	0
Pornography/Obscene Material	0	0	0	0
Prostitution	0	0	0	0
Assisting or Promoting Prostitution	0	0	0	0
Purchasing Prostitution	0	0	0	0
Weapon Law Violations	0	0	0	0
Animal Cruelty	0	0	0	0
<b>Total Group A Offenses</b>	<b>92</b>	<b>18</b>	<b>17</b>	<b>1</b>

(\*) Offenses are counted using the FBI Units of Count for Crime

(\*\*) The "Arrests" column shows arrests made for incidents during the selected period, regardless of arrest date. Arrest counts for the same period may change over time.

This report is valid as of June 08, 2020 and is subject to change

**Wells PD — ME0161400 — NIBRS Agency Crime Overview — 2019**

**2019 Population Estimate** 10,670

**Offense Overview**

Offense Total 206  
 Number Cleared 86  
 Percent Cleared 41.75%  
 Group A Crimes per 100,000 population 1,930.6

**Arrest Overview**

Total Arrests 224  
 Adult Arrests 214  
 Juvenile Arrests 10  
 Unknown Age 0  
 Arrests per 100,000 population 2,099.3  
 Average number offenses/incident 1.07

**Group B Arrests**

Offense	Adult	Juvenile
Bad Checks	3	0
Curfew/Loitering/Vagrancy Violations	0	0
Disorderly Conduct	2	0
Driving Under the Influence	70	0
Drunkenness	0	0
Family Offenses (Nonviolent)	0	0
Liquor Law Violations	1	0
Peeping Tom	0	0
Runaway	0	0
Trespass of Real Property	5	0
All Other Offenses	75	7
<b>Total Group B</b>	<b>156</b>	<b>7</b>

Group A Offenses	Offenses (*)		Arrests (**)	
	Reported	Cleared	Adult	Juvenile
<b>Crimes Against Persons</b>				
Murder and Nonnegligent Manslaughter	0	0	0	0
Negligent Manslaughter	0	0	0	0
Kidnapping/Abduction	0	0	0	0
Rape	4	1	1	0
Sodomy	0	0	0	0
Sexual Assault With An Object	0	0	0	0
Fondling	2	1	0	0
Incest	0	0	0	0
Statutory Rape	0	0	0	0
Aggravated Assault	8	7	5	0
Simple Assault	39	32	24	1
Intimidation	12	6	5	0
Human Trafficking, Commercial Sex Acts	0	0	0	0
Human Trafficking, Involuntary Servitude	0	0	0	0
<b>Crimes Against Property</b>				
Arson	0	0	0	0
Bribery	0	0	0	0
Burglary/Breaking & Entering	5	1	1	0
Counterfeiting/Forgery	5	0	0	0
Destruction/Damage/Vandalism of Property	30	5	1	2
Embezzlement	1	1	1	0
Extortion/Blackmail	0	0	0	0
False Pretenses/Swindle/Confidence Game	20	1	0	0
Credit Card/Automated Teller Machine Fraud	2	1	0	0
Impersonation	1	0	0	0
Welfare Fraud	0	0	0	0
Wire Fraud	0	0	0	0
Identity Theft	8	1	0	0
Hacking/Computer Invasion	0	0	0	0
Robbery	2	2	0	0
Pocket-picking	0	0	0	0
Purse-snatching	0	0	0	0
Shoplifting	10	7	5	0
Theft From Building	8	3	2	0
Theft From Coin Operated Machine or Device	0	0	0	0
Theft from Motor Vehicle	6	1	2	0
Theft of Motor Vehicle Parts/Accessories	1	0	0	0
All Other Larceny	19	3	2	0
Motor Vehicle Theft	2	2	0	0
Stolen Property Offenses	1	0	0	0
<b>Crimes Against Society</b>				
Drug/Narcotic Violations	13	8	9	0
Drug Equipment Violations	5	3	0	0
Betting/Wagering	0	0	0	0
Operating/Promoting/Assisting Gambling	0	0	0	0
Gambling Equipment Violations	0	0	0	0
Sports Tampering	0	0	0	0
Pornography/Obscene Material	2	0	0	0
Prostitution	0	0	0	0
Assisting or Promoting Prostitution	0	0	0	0
Purchasing Prostitution	0	0	0	0
Weapon Law Violations	0	0	0	0
Animal Cruelty	0	0	0	0
<b>Total Group A Offenses</b>	<b>206</b>	<b>86</b>	<b>58</b>	<b>3</b>

(\*) Offenses are counted using the FBI Units of Count for Crime

(\*\*) The "Arrests" column shows arrests made for incidents during the selected period, regardless of arrest date. Arrest counts for the same period may change over time.

This report is valid as of June 08, 2020 and is subject to change

**York PD — ME0161600 — NIBRS Agency Crime Overview — 2019**

<b>2019 Population Estimate</b>	<b>13,231</b>	<b>Offenses (*)</b>		<b>Arrests (**)</b>		
		Reported	Cleared	Adult	Juvenile	
<b>Offense Overview</b>		<b>Group A Offenses</b>				
		<b>Crimes Against Persons</b>				
Offense Total	330	Murder and Nonnegligent Manslaughter	0	0	0	0
Number Cleared	118	Negligent Manslaughter	0	0	0	0
Percent Cleared	35.76%	Kidnapping/Abduction	0	0	0	0
Group A Crimes per 100,000 population	2,494.1	Rape	5	1	0	0
		Sodomy	0	0	0	0
		Sexual Assault With An Object	0	0	0	0
<b>Arrest Overview</b>		Fondling	5	2	2	0
Total Arrests	333	Incest	0	0	0	0
Adult Arrests	315	Statutory Rape	3	2	2	0
Juvenile Arrests	18	Aggravated Assault	4	2	2	0
Unknown Age	0	Simple Assault	58	37	23	4
Arrests per 100,000 population	2,516.8	Intimidation	17	7	1	1
		Human Trafficking, Commercial Sex Acts	0	0	0	0
Average number offenses/incident	1.11	Human Trafficking, Involuntary Servitude	0	0	0	0
		<b>Crimes Against Property</b>				
		Arson	2	2	2	0
		Bribery	0	0	0	0
		Burglary/Breaking & Entering	12	0	0	0
		Counterfeiting/Forgery	4	1	1	0
		Destruction/Damage/Vandalism of Property	51	8	7	0
		Embezzlement	0	0	0	0
		Extortion/Blackmail	0	0	0	0
		False Pretenses/Swindle/Confidence Game	23	0	0	0
		Credit Card/Automated Teller Machine Fraud	11	0	0	0
		Impersonation	0	0	0	0
		Welfare Fraud	0	0	0	0
		Wire Fraud	0	0	0	0
		Identity Theft	0	0	0	0
		Hacking/Computer Invasion	0	0	0	0
		Robbery	2	1	1	0
		Pocket-picking	0	0	0	0
		Purse-snatching	0	0	0	0
		Shoplifting	0	0	0	0
		Theft From Building	0	0	0	0
		Theft From Coin Operated Machine or Device	0	0	0	0
		Theft from Motor Vehicle	15	0	0	0
		Theft of Motor Vehicle Parts/Accessories	0	0	0	0
		All Other Larceny	69	11	9	1
		Motor Vehicle Theft	4	2	1	0
		Stolen Property Offenses	0	0	0	0
		<b>Crimes Against Society</b>				
		Drug/Narcotic Violations	33	31	22	4
		Drug Equipment Violations	8	8	1	1
		Betting/Wagering	0	0	0	0
		Operating/Promoting/Assisting Gambling	0	0	0	0
		Gambling Equipment Violations	0	0	0	0
		Sports Tampering	0	0	0	0
		Pornography/Obscene Material	1	0	0	0
		Prostitution	0	0	0	0
		Assisting or Promoting Prostitution	0	0	0	0
		Purchasing Prostitution	0	0	0	0
		Weapon Law Violations	2	2	2	0
		Animal Cruelty	1	1	0	0
		<b>Total Group A Offenses</b>	<b>330</b>	<b>118</b>	<b>76</b>	<b>11</b>
		<b>Group B Arrests</b>		Adult	Juvenile	
<b>Offense</b>		Adult	Juvenile			
Bad Checks		0	0			
Curfew/Loitering/Vagrancy Violations		0	0			
Disorderly Conduct		8	1			
Driving Under the Influence		133	0			
Drunkenness		0	0			
Family Offenses (Nonviolent)		0	0			
Liquor Law Violations		9	5			
Peeping Tom		0	0			
Runaway		0	1			
Trespass of Real Property		3	0			
All Other Offenses		86	0			
<b>Total Group B</b>		<b>239</b>	<b>7</b>			

(\*) Offenses are counted using the FBI Units of Count for Crime

(\*\*) The "Arrests" column shows arrests made for incidents during the selected period, regardless of arrest date. Arrest counts for the same period may change over time.

This report is valid as of June 08, 2020 and is subject to change

**Maine Drug Enforcement Agency — MEMDEA000 — NIBRS Agency Crime Overview — 2019**

2019 Population Estimate	N/A	Offenses (*)		Arrests (**)		
		Reported	Cleared	Adult	Juvenile	
<b>Offense Overview</b>		<b>Group A Offenses</b>				
Offense Total	714	<b>Crimes Against Persons</b>				
Number Cleared	373	Murder and Nonnegligent Manslaughter	0	0	0	0
Percent Cleared	52.24%	Negligent Manslaughter	0	0	0	0
Group A Crimes per 100,000 population	N/A	Kidnapping/Abduction	0	0	0	0
		Rape	0	0	0	0
		Sodomy	0	0	0	0
		Sexual Assault With An Object	0	0	0	0
		Fondling	0	0	0	0
<b>Arrest Overview</b>		Incest	0	0	0	0
Total Arrests	525	Statutory Rape	0	0	0	0
Adult Arrests	524	Aggravated Assault	0	0	0	0
Juvenile Arrests	1	Simple Assault	0	0	0	0
Unknown Age	0	Intimidation	2	1	1	0
Arrests per 100,000 population	N/A	Human Trafficking, Commercial Sex Acts	0	0	0	0
		Human Trafficking, Involuntary Servitude	0	0	0	0
Average number offenses/incident	1.01	<b>Crimes Against Property</b>				
		Arson	0	0	0	0
		Bribery	0	0	0	0
		Burglary/Breaking & Entering	0	0	0	0
		Counterfeiting/Forgery	0	0	1	0
		Destruction/Damage/Vandalism of Property	0	0	0	0
		Embezzlement	0	0	0	0
		Extortion/Blackmail	0	0	0	0
		False Pretenses/Swindle/Confidence Game	0	0	0	0
		Credit Card/Automated Teller Machine Fraud	0	0	0	0
		Impersonation	0	0	0	0
		Welfare Fraud	0	0	0	0
		Wire Fraud	0	0	0	0
		Identity Theft	0	0	0	0
		Hacking/Computer Invasion	0	0	0	0
		Robbery	0	0	0	0
		Pocket-picking	0	0	0	0
		Purse-snatching	0	0	0	0
		Shoplifting	0	0	0	0
		Theft From Building	0	0	0	0
		Theft From Coin Operated Machine or Device	0	0	0	0
		Theft from Motor Vehicle	0	0	0	0
		Theft of Motor Vehicle Parts/Accessories	0	0	0	0
		All Other Larceny	0	0	0	0
		Motor Vehicle Theft	0	0	0	0
		Stolen Property Offenses	1	1	1	0
		<b>Crimes Against Society</b>				
		Drug/Narcotic Violations	700	364	489	1
		Drug Equipment Violations	2	1	1	0
		Betting/Wagering	0	0	0	0
		Operating/Promoting/Assisting Gambling	0	0	0	0
		Gambling Equipment Violations	0	0	0	0
		Sports Tampering	0	0	0	0
		Pornography/Obscene Material	0	0	0	0
		Prostitution	0	0	0	0
		Assisting or Promoting Prostitution	0	0	0	0
		Purchasing Prostitution	0	0	0	0
		Weapon Law Violations	9	6	2	0
		Animal Cruelty	0	0	0	0
		<b>Total Group A Offenses</b>	<b>714</b>	<b>373</b>	<b>495</b>	<b>1</b>
		<b>Group B Arrests</b>				
		<b>Offense</b>	<b>Adult</b>	<b>Juvenile</b>		
		Bad Checks	0	0		
		Curfew/Loitering/Vagrancy Violations	0	0		
		Disorderly Conduct	0	0		
		Driving Under the Influence	0	0		
		Drunkenness	0	0		
		Family Offenses (Nonviolent)	0	0		
		Liquor Law Violations	0	0		
		Peeping Tom	0	0		
		Runaway	0	0		
		Trespass of Real Property	0	0		
		All Other Offenses	29	0		
		<b>Total Group B</b>	<b>29</b>	<b>0</b>		

(\*) Offenses are counted using the FBI Units of Count for Crime

(\*\*) The "Arrests" column shows arrests made for incidents during the selected period, regardless of arrest date. Arrest counts for the same period may change over time.

This report is valid as of June 08, 2020 and is subject to change



**Maine State Police — MEMSP0000 — NIBRS Agency Crime Overview — 2019**

2019 Population Estimate		N/A	Offenses (*)		Arrests (**)	
Offense Overview			Reported	Cleared	Adult	Juvenile
Offense Total	3,401		<b>Group A Offenses</b>			
Number Cleared	2,220		<b>Crimes Against Persons</b>			
Percent Cleared	65.27%		Murder and Nonnegligent Manslaughter			
Group A Crimes per 100,000 population	N/A		Negligent Manslaughter			
			Kidnapping/Abduction			
			Rape			
			Sodomy			
			Sexual Assault With An Object			
			Fondling			
			Incest			
			Statutory Rape			
			Aggravated Assault			
			Simple Assault			
			Intimidation			
			Human Trafficking, Commercial Sex Acts			
			Human Trafficking, Involuntary Servitude			
			<b>Crimes Against Property</b>			
			Arson			
			Bribery			
			Burglary/Breaking & Entering			
			Counterfeiting/Forgery			
			Destruction/Damage/Vandalism of Property			
			Embezzlement			
			Extortion/Blackmail			
			False Pretenses/Swindle/Confidence Game			
			Credit Card/Automated Teller Machine Fraud			
			Impersonation			
			Welfare Fraud			
			Wire Fraud			
			Identity Theft			
			Hacking/Computer Invasion			
			Robbery			
			Pocket-picking			
			Purse-snatching			
			Shoplifting			
			Theft From Building			
			Theft From Coin Operated Machine or Device			
			Theft from Motor Vehicle			
			Theft of Motor Vehicle Parts/Accessories			
			All Other Larceny			
			Motor Vehicle Theft			
			Stolen Property Offenses			
			<b>Crimes Against Society</b>			
			Drug/Narcotic Violations			
			Drug Equipment Violations			
			Betting/Wagering			
			Operating/Promoting/Assisting Gambling			
			Gambling Equipment Violations			
			Sports Tampering			
			Pornography/Obscene Material			
			Prostitution			
			Assisting or Promoting Prostitution			
			Purchasing Prostitution			
			Weapon Law Violations			
			Animal Cruelty			
			<b>Total Group A Offenses</b>			
			<b>3,401</b>	<b>2,220</b>	<b>1,298</b>	<b>69</b>

Group B Arrests		
Offense	Adult	Juvenile
Bad Checks	9	0
Curfew/Loitering/Vagrancy Violations	0	0
Disorderly Conduct	46	1
Driving Under the Influence	746	4
Drunkenness	0	0
Family Offenses (Nonviolent)	9	0
Liquor Law Violations	34	2
Peeping Tom	0	0
Runaway	0	0
Trespass of Real Property	24	2
All Other Offenses	607	4
<b>Total Group B</b>	<b>1,475</b>	<b>13</b>

(\*) Offenses are counted using the FBI Units of Count for Crime

(\*\*) The "Arrests" column shows arrests made for incidents during the selected period, regardless of arrest date. Arrest counts for the same period may change over time.

This report is valid as of June 08, 2020 and is subject to change

## ***CLASSIFICATION OF OFFENSES***

Uniformity in reporting under the Maine Uniform Crime Reporting System is based on the proper classification of offenses reported to or known by the police.

The adoption of the National System of Uniform Crime Reporting included the utilization of the offense classifications of that system. Law enforcement in this state has made accurate application of those classifications in the reports submitted to the Maine Uniform Crime Reporting System.

In view of the need for compatibility with the National System, “offenses” under the program are not distinguished by designation of “misdemeanors,” “felonies,” or violations of municipal ordinances.

The explanations of offense classifications may vary slightly from language used by those familiar with Maine state law. However, the major categories of offense classification remain the same between the national and state levels.

### **PART I OFFENSES**

*Offense data consists of information that has been extracted from reports of Part I crimes that have come to the attention of Maine law enforcement agencies. In general, Part I crimes are usually reported to law enforcement agencies. Part I crimes are comprised of the following offenses.*

#### **1. HOMICIDE**

##### **1a. Murder and Non-Negligent Manslaughter** —

The unlawful killing of a human being with malice aforethought.

**General Rule** — Any death due to a fight, quarrel, argument, assault or commission of a crime.

##### **1b. Manslaughter by Negligence** — The unlawful killing of a human being, by another, through gross negligence.

**General Rule** — The killing may result from the commission of an unlawful act or from a lawful act performed with gross negligence.

#### **2. RAPE**

##### **2a. Rape** — Penetration, no matter how slight, of the vagina or anus with any body part or object, or oral penetration by sex organ of another person, without the consent of the victim.

##### **2b. Attempts to Commit Rape** — Assaults or attempts to rape are classified as Attempts to Commit Rape.

#### **3. ROBBERY**

*The felonious and forcible taking of the property of another, against his will, by violence or by putting him in fear. Includes all attempts.*

##### **3a. Gun** — All robberies and attempted robberies involving the use of any type of firearm (revolvers, automatic pistols, shotguns, zip guns, rifles, pellet guns, etc.).

##### **3b. Knife or Cutting Instrument** — All robberies and attempted robberies involving the use of cutting or stabbing objects (knife, razor, hatchet, axe, scissors, glass, dagger, ice pick, etc.).

##### **3c. Other Dangerous Weapon** — All robberies or attempted robberies when any other object or thing is used as a weapon. (This includes clubs, bricks, jack handles, explosives, acid, etc.)

##### **3d. Strong Arm — Hands, Fists, Feet, Etc.** — All robberies which include mugging and similar offenses where no weapon is used, but strong arm tactics are employed to deprive the victim of his property. This is limited to hands, arms, fists, feet, etc. As in armed robbery, includes all attempts.

#### **4. ASSAULT**

*An assault is an attempt or offer, with unlawful force or violence, to do physical injury to another.*

**General Rule** — All assaults will be classified in the following categories excluding assaults with intent to rob or rape.

##### **4a. Gun** — All assaults and attempted assaults involving the use of any type of firearm (revolvers, automatic pistols, shotguns, zip guns).

##### **4b. Knife or Cutting Instrument** — All assaults and attempted assaults involving the use of cutting or stabbing objects (knife, razor, hatchet, axe, scissors, glass, dagger, ice pick, etc.)

##### **4c. Other Dangerous Weapon** — All assaults or attempted assaults when any other object or thing is used as a weapon (clubs, bricks, jack handles, explosives, acid, poison, burning, and cases of attempted drowning, etc.).

##### **4d. Hands, Fists, Feet, Etc. — Aggravated** — Assaults which are of an aggravated nature when hands, fists, feet, etc., are used. To be classified as aggravated assault, the attack must result in serious injury.

#### **5. BURGLARY**

*Breaking and Entering* — *Unlawful entry or attempted forcible entry of any structure to commit a felony or larceny.*

**Note:** For Uniform Crime Reporting purposes, the terms “Burglary” and “Breaking and Entering” are considered synonymous. All such offenses and attempts are scored as burglary. Do not score the larceny. Breaking and Entering of a motor vehicle is classified as a larceny for Uniform Crime Reporting purposes.

**General Rule** — Any unlawful entry or attempted forcible entry of any dwelling house, attached structure, public building, shop, office, factory, storehouse, apartment, house trailer (considered to be a permanent structure), warehouse, mill, barn, camp, other building, ship or railroad car.

##### **5a. Forcible Entry** — All offenses where force of any kind is used to enter unlawfully a locked structure, with intent to steal or commit a felony.

This includes entry by use of a master key, celluloid, or other device that leaves no outward mark but is used to open a lock. Concealment inside a building, followed by the breaking out of the structure, is also included.

**5b. Unlawful Entry — No Force** — Any unlawful entry without any evidence of forcible entry.

**5c. Attempted Forcible Entry** — When determined that forcible entry has been attempted.

## 6. LARCENY-THEFT (Except Auto Theft)

*The unlawful taking of the property of another with intent to deprive him of ownership.*

**General Rule** — All larcenies and thefts resulting from pocket-picking, purse-snatching, shoplifting, larceny from auto, larceny of auto parts and accessories, theft of bicycles, larceny from buildings, and from coin-operated machines. Any theft that is not a robbery or the result of breaking and entering is included. Embezzlement, larceny by bailee, fraud or bad check cases are excluded.

## 7. MOTOR VEHICLE THEFT

*The larceny or attempted larceny of a motor vehicle.*

**General Rule** — This classification includes the theft or attempted theft of a motor vehicle which, for Uniform Crime Reporting designation, is described as a self-propelled vehicle that runs on the surface of the land and not on rails. Excludes reported offenses where there is a lawful access to the vehicle, such as a family situation or unauthorized use by others with lawful access to the vehicle (chauffeur, employees, etc.). Includes “joy riding.” Excluded from this category are airplanes, boats, farm equipment and heavy construction vehicles, which are scored in the larceny category.

## 8. ARSON

*Includes all arrests for violations of state laws and municipal ordinances relating to arson and attempted arson.*

*The willful or malicious burning to defraud, a dwelling house, church, college, jail, meeting house, public building, or any building, ship or vessel, motor vehicle or aircraft, contents of buildings, personal property of another, goods or chattels, crops, trees, fences, gates, lumber, woods, bogs, marshes, meadows, etc., should be scored as arson.*

## HUMAN TRAFFICKING CLASSIFICATIONS

*The FBI UCR program collects offense and arrest data regarding human trafficking as authorized by the **William Wilberforce Trafficking Victims Protection Reauthorization Act of 2008**. The act requires the FBI to collect human trafficking offense data as Part I violent crimes and to make distinctions between assisting or promoting prostitution, purchasing prostitution, and prostitution in Part II arrest data (see Part II offenses). To comply with the **Wilberforce Act**, the FBI UCR program created for the SRS two additional Part I offenses for which the UCR Program will collect offense and arrest data.*

## 9. HUMAN TRAFFICKING — COMMERCIAL SEX ACTS

*Definition:* Inducing a person by force, fraud, or coercion to participate in commercial sex acts, or in which the person induced to perform such act(s) had not attained 18 years of age.

## 10. HUMAN TRAFFICKING — INVOLUNTARY SERVITUDE

*Definition:* The obtaining of a person(s) through recruitment, harboring, transportation, or provision, and subjecting such persons by force, fraud, or coercion into involuntary servitude, peonage, debt bondage, or slavery (not to include commercial sex acts).

## PART II OFFENSES

*The Maine Uniform Crime Reporting System requires information on persons arrested and charged by municipal, county and state agencies on a monthly basis. In compiling data for the monthly returns, the violations of municipal ordinances as well as state laws are to be included.*

## 11. OTHER ASSAULTS

*This class is comprised of all assaults and attempted assaults which are simple or minor in nature. These “Other Assaults” are also scored on ME UCR-1 under item 4e as an offense known to police. However, for the purpose of this return, arrests for non-aggravated assaults are scored in this class.*

## 12. FORGERY AND COUNTERFEITING

*Place in this class all offenses dealing with the making, altering, uttering or possessing, with intent to defraud, anything false in the semblance of that which is true.*

### Include:

- Altering or forging public or other records.
- Making, altering, forging or counterfeiting bills, notes, drafts, tickets, checks, credit cards, etc.
- Forging wills, deeds, bonds, seals, etc.
- Counterfeiting coins, plates, checks, etc.
- Possessing or uttering forged or counterfeited instruments.
- Signing the name of another or fictitious person with intent to defraud.
- All attempts to commit any of the above.

## 13. FRAUD

*Fraudulent conversion and obtaining money or property by false pretense.*

### Include:

- Bad checks, except forgeries or counterfeiting.
- Leaving full-service gas station without paying attendant.
- Unauthorized withdrawal of money from an automatic teller machine.
- Failure to return rented VCRs or videotapes.

**14. EMBEZZLEMENT**

*Misappropriation or misapplication of money or property entrusted to one's care, custody or control.*

**15. STOLEN PROPERTY: BUYING, RECEIVING, POSSESSING**

*Include in this class all offenses of buying, receiving, and possessing stolen property, as well as all attempts to commit any of these offenses.*

**16. VANDALISM**

*Vandalism consists of the willful or malicious destruction, injury, disfigurement or defacement of any public or private property, real or personal, without consent of the owner or person having custody or control by cutting, tearing, breaking, marking, painting, covering with filth, or any other such means as may be specified by local law. Count all arrests for the above, including attempts.*

**17. WEAPONS: CARRYING, POSSESSING**

*This class deals with violations of weapons laws such as:*

- Manufacture, sale or possession of deadly weapons.
- Carrying deadly weapons.
- Furnishing deadly weapons to minors.
- Aliens possessing deadly weapons.
- All attempts to commit the above.

**18. PROSTITUTION AND COMMERCIAL VICE**

*Include in this class the sex offenses of a commercialized nature such as:*

- Prostitution.
- Keeping a bawdy house, disorderly house or house of ill repute.
- Pandering, procuring, transporting or detaining women for immoral purposes.
- All attempts to commit the above.

**19. SEX OFFENSES**

*(Except rape, prostitution, and commercialized vice.) Include offenses against chastity, common decency, morals, and the like.*

- Adultery and fornication.
- Buggery.
- Incest.
- Indecent exposure.
- Sodomy.
- Statutory rape — (no force).
- All attempts to commit any of the above.

**20. DRUG ABUSE VIOLATIONS**

*Drug abuse violation arrests are requested on the basis of the narcotics used. Include all arrests for violations of state and local ordinances, specifically those relating to the unlawful possession, sale, use, growing, manufacturing and making of narcotic drugs. Make the following subdivisions of drug law arrests, keeping in mind to differentiate between sale/manufacturing and possession.*

- Opium or cocaine and their derivatives: morphine, heroin, codeine.
- Marijuana.
- Synthetic narcotics, manufactured narcotics which can cause true drug addiction: Demerol, methadones.
- Dangerous non-narcotic drugs: barbiturates, benzedrine.

**21. GAMBLING**

*All charges which relate to promoting, permitting or engaging in gambling. To provide a more refined collection of gambling arrests, the following breakdown should be furnished:*

- Bookmaking (horse and sport books).
- Numbers and lottery.
- All other (include all attempts).

**22. OFFENSES AGAINST FAMILY AND CHILDREN**

*Include here all charges of non-support and neglect of family and children.*

- Desertion, abandonment, or non-support.
- Neglect or abuse of children.
- Non-payment of alimony.

**Note:** Do not count victims of these charges who are merely taken into custody for their own protection.

**23. DRIVING UNDER THE INFLUENCE**

*This class is limited to the driving or operating of any vehicle while drunk or under the influence of liquor or narcotic drugs.*

**24. LIQUOR LAWS**

*With the exception of "Drunkenness" (Class 25) and "OUI" (Class 23), liquor law violations, state or local, are placed in this class. Do not include federal violations.*

**Include:**

- Manufacturing, sale, transportation, furnishing, possessing, etc.
- Maintaining unlawful drinking places.
- Operating a still.
- Furnishing liquor to a minor.
- Illegal transportation of liquor.
- Possession of liquor by a minor.
- All attempts to commit any of the above.

**25. DRUNKENNESS**

*Include in this class all offenses of drunkenness or intoxication, with the exception of "OUI" (Class 23).*

**Note:** Although "Drunkenness" and/or "Intoxication" offenses have been removed from a criminal offense category by the Maine Legislature, the category remains in the Uniform Crime Reporting Part II offenses and is to be used administratively. Persons taken into custody and/or referred to alcohol rehabilitation or "De-Tox" centers should be scored in this category by age, sex and race.

**26. DISORDERLY CONDUCT**

*Count in this class all disorderly persons arrested except those counted in classes 1 through 25.*

**27. VAGRANCY**

*Maine criminal code has eliminated this as a violation, therefore arrests should no longer be scored for this offense.*

**28. ALL OTHER OFFENSES**

*Include in this class every other state or local offense not included in classes 1 through 27.*

- Admitting minors to improper places.
- Bigamy and polygamy.
- Blackmail and extortion.
- Bribery.
- Contempt of court.
- Discrimination, unfair competition.
- Kidnapping.
- Offenses contributing to juvenile delinquency (except as provided for in classes 1 through 26), such as employment of children in immoral vocations or practices, etc.
- Perjury and subornation of perjury.
- Possession, repair, manufacture, etc. of burglar's tools.
- Possession or sale of obscene literature, pictures, etc.
- Public nuisances.
- Riot and rout.
- Trespass.
- Unlawfully bringing contraband into prisons or hospitals.
- Unlawful use, possession, etc. of explosives.
- Violations of state regulatory laws and municipal ordinances.
- Service of warrants.
- All offenses not otherwise classified.
- All attempts to commit any of the above.

**29. SUSPICION**

*Not reported in Maine.*

**30. CURFEW AND LOITERING LAWS**

*(Juveniles) Count all arrests made for violations of local curfew or loitering ordinances.*

**31. RUNAWAY (Juveniles)**

*For purposes of the UCR program, report in this category apprehensions for protective custody as defined by local statute. Arrest of runaways from one jurisdiction by another agency should be counted by the home jurisdiction. Do not include protective custody actions with respect to runaways taken for other jurisdictions.*

## ***CALCULATION OF RATES***

*The Uniform Crime Reporting program provides data for police executives to measure local problems. To facilitate this function, the local data must be converted into terms of rates and percentages. Simple formulas are presented which may assist in these computations.*

### **CRIME RATES**

One of the most meaningful crime statistics is the crime rate. This is the number of Part I offenses per 1,000 inhabitants. This rate can be calculated for any city, town or county.

To compute crime rates, divide the community population by 1,000 and divide the number of offenses in each class by that number. The answer is the number of offenses per 1,000 population and is the crime rate for that particular offense.

#### **Example:**

- a. Population = 75,000.
  - b. Number of burglaries = 215.
- Divide  $75,000 \div 1,000 = 75.0$ .  
Divide  $215 \div 75.0 = 2.87$ .

The crime rate for burglary is 2.87 per 1,000 inhabitants. This same computation can be completed to give you arrest rates per 1,000 inhabitants.

### **CLEARANCE RATES**

The percentage of crimes cleared is obtained by dividing the number of offenses cleared by the number of offenses known. This answer is then multiplied by 100.

#### **Example:**

- a. Number of clearances in robbery = 38.
  - b. Number of total robberies = 72.
- Divide  $38 \div 72 = 0.528$ .  
Multiply  $0.528 \times 100 = 52.8$ .  
The clearance rate for robbery is 52.8%.

### **CRIME TREND DATA**

Local agencies can compute crime trends for a given offense for their individual agency for a particular period of time.

#### **Example:**

a. Auto thefts in your jurisdiction for July through December last year were 21.

b. Auto thefts in your jurisdiction for July through December this year were 29.

Subtract  $29 - 21 = 8$ . Notice that 8 is an increase over the past year.

Divide  $8 \div 21 = 0.38$ . Always divide the difference by the total in the earlier time period.

Multiply  $0.38 \times 100 = 38.0$ .

Your trend in auto theft is a 38.0% increase for the last six months of this year as compared to the last six months of last year.

### **POLICE EMPLOYEE DATA**

Police employee rates are expressed as the number of employees per 1,000 inhabitants of your city or town. To compute this rate, divide your population by 1,000 and divide the number of employees in your department by this number.

#### **Example:**

a. Your jurisdiction's population = 75,000.

b. Your agency's number of employees = 102.

Divide  $75,000 \div 1,000 = 75$ .

Divide  $102 \div 75 = 1.36$ .

Your employee rate is 1.36 employees per 1,000 inhabitants.

---

## AUTHORITY

The Maine Uniform Crime Reporting Act was passed by the Special Session of the 106th Legislature and was signed into law by the Honorable GOVERNOR KENNETH M. CURTIS on February 28, 1974.

### AN ACT RELATING TO THE INSTALLATION OF A UNIFORM CRIME REPORTING SYSTEM.

Revised Statutes, Title 25, Section 1544, amended. Section 1544 of Title 25 is amended by adding the new paragraph at the end to read as follows:

It shall be the duty of all state, county and municipal law enforcement agencies, including those employees of the University of Maine appointed to act as policemen, to submit to the State Bureau of Identification uniform crime reports, to include such information as is necessary to establish a Criminal Justice Information System and to enable the supervisor to comply with section 1544. It shall be the duty of the Bureau to prescribe the form, general content, time and manner of submission of such uniform crime reports. The Bureau shall correlate the reports submitted to it and shall compile and submit to the Governor and Legislature annual reports based on such reports. A copy of such annual reports shall be furnished to all law enforcement agencies.

The Bureau shall establish a category for abuse by adults of family or household members and a category for crimes that manifest evidence of prejudice based on race, religion, sexual orientation, ethnicity, or disability that are supplementary to its other reported information. The Bureau shall prescribe the information to be submitted in the same manner as for all other categories of the uniform crime reports.