



Measures of Child and Family Economic Security for Families Participating in Maine's Public Assistance Programs

August 2021

Submitted to the Joint Standing Committee on Health and Human Services pursuant to MRS Title 22, §3109

Prepared by the Maine Department of Health and Human Services Office for Family Independence and Research and Evaluation Team

Table of Contents

| | |
|--|----|
| Introduction and Background | 3 |
| Organization of Report..... | 3 |
| Report | 4 |
| A. Ratio of Families with Children Receiving TANF and Families with Children and Income at or below 100% at the Federal Poverty Level (FPL) | 4 |
| B. Percentage of Children Under 5 Years of Age Receiving TANF and WIC | 5 |
| C. Percentage of Children Under 5 years of Age Receiving Food Supplement Program Benefits and WIC | 6 |
| D. For All Families for Whom TANF Cash Assistance has Terminated... | 7 |
| E. Highest Level of Educational Attainment of Adult Parents or Caretaker Relatives Receiving TANF Cash Assistance or Prior Year Participation Termination | 10 |
| F. Age and Disabled Breakdown of Persons Receiving Food Supplement Assistance to Those Potentially Eligible for Food Supplement Assistance | 12 |
| G. Highest Level of Educational Attainment of Adult Parents or Caretaker Relatives Receiving Food Supplement Assistance | 14 |
| H. The ratio of people participating in the MaineCare program, by eligibility group, to the total number of potentially eligible persons within each group | 15 |
| I. MaineCare and CHIP Application Processing by CY 2016, 2017, 2018 and 2019 | 18 |
| J./ K. Data on Calls to the Office for Family Independence | 19 |
| Summary - Program and Policy Considerations..... | 21 |
| Acronyms and Definitions | 26 |

Introduction and Background

The 129th Maine Legislature enacted Public Law 2019, Ch. 485, introduced as LD 1774, *An Act to Reduce Child Poverty by Leveraging Investments so Families Can Thrive* (LIFT). This law takes important steps toward policy changes that reduce child poverty, increase food security, and create stronger bridges to employment for families and children. It also requires the Department of Health and Human Services (DHHS) to collect and provide data regarding the economic security of children and families. Specifically, the language requires that the Department shall obtain and compile data annually “regarding child and family economic security from those sources reasonably available to the Department, including, but not limited to, data collected and maintained by the Department, data available from the Department of Labor and the Department of Administrative and Financial Services, Bureau of Revenue Services or other state or federal agencies and such other data as can reasonably be obtained from other public or private sources upon request.”

This report serves as the first iteration of work to meet that requirement. The Department welcomes feedback on the content, format, and presentation of this initial report.

Organization of Report

The report is organized into sections based on the order of requirements as included in 22 MRS §3109.¹

Each data section will include the specific statutory requirement, requested data that can reasonably be obtained by the Department, data sources, and other relevant descriptive information to help with interpretation of the data.

Department work on this report began during calendar year 2020 when data for that calendar year was not yet available. Due to this limitation, this initial report will contain only four years of data. The report submitted in January 2022 and annually thereafter will contain a full five-year period as required.

In the development of this initial report, the Department took the opportunity to document all data discussions, preserve data queries utilized, and develop a uniform format which will be used to inform future annual reports.

A list of acronyms and term definitions can be found at the end of the report.

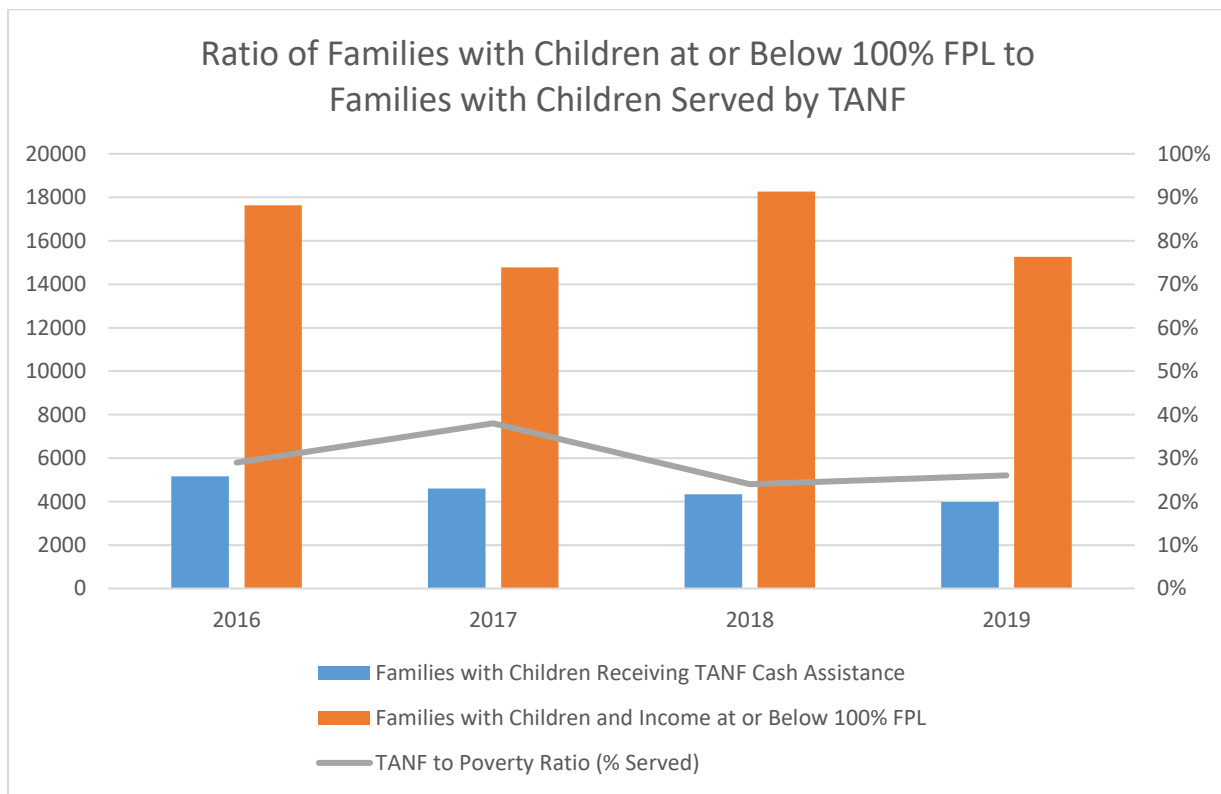
¹ <https://legislature.maine.gov/statutes/22/title22sec3109.html>

Report

A. Ratio of Families with Children Receiving TANF and Families with Children and Income at or below 100% at the Federal Poverty Level (FPL)

These data reflect the ratio of families with children receiving TANF compared to the number of Maine families with children *and* income at or below 100% of the federal poverty level (also known as the TANF to Poverty Ratio) in the years 2016 to 2019. These data rely on an annual monthly average and reflect a periodic average, over the four years, of 28% of Maine families with children and income at or below 100% the Federal Poverty Level are receiving TANF cash assistance.

| Calendar Year | Families with Children Receiving TANF Cash Assistance | Families with Children and Income at or Below 100% FPL | Ratio of TANF Families to Families < 100% FPL |
|---------------|---|--|---|
| 2016 | 5,167 | 17,634 | 29% |
| 2017 | 4,604 | 14,772 | 31% |
| 2018 | 4,335 | 18,271 | 24% |
| 2019 | 3,980 | 15,264 | 26% |



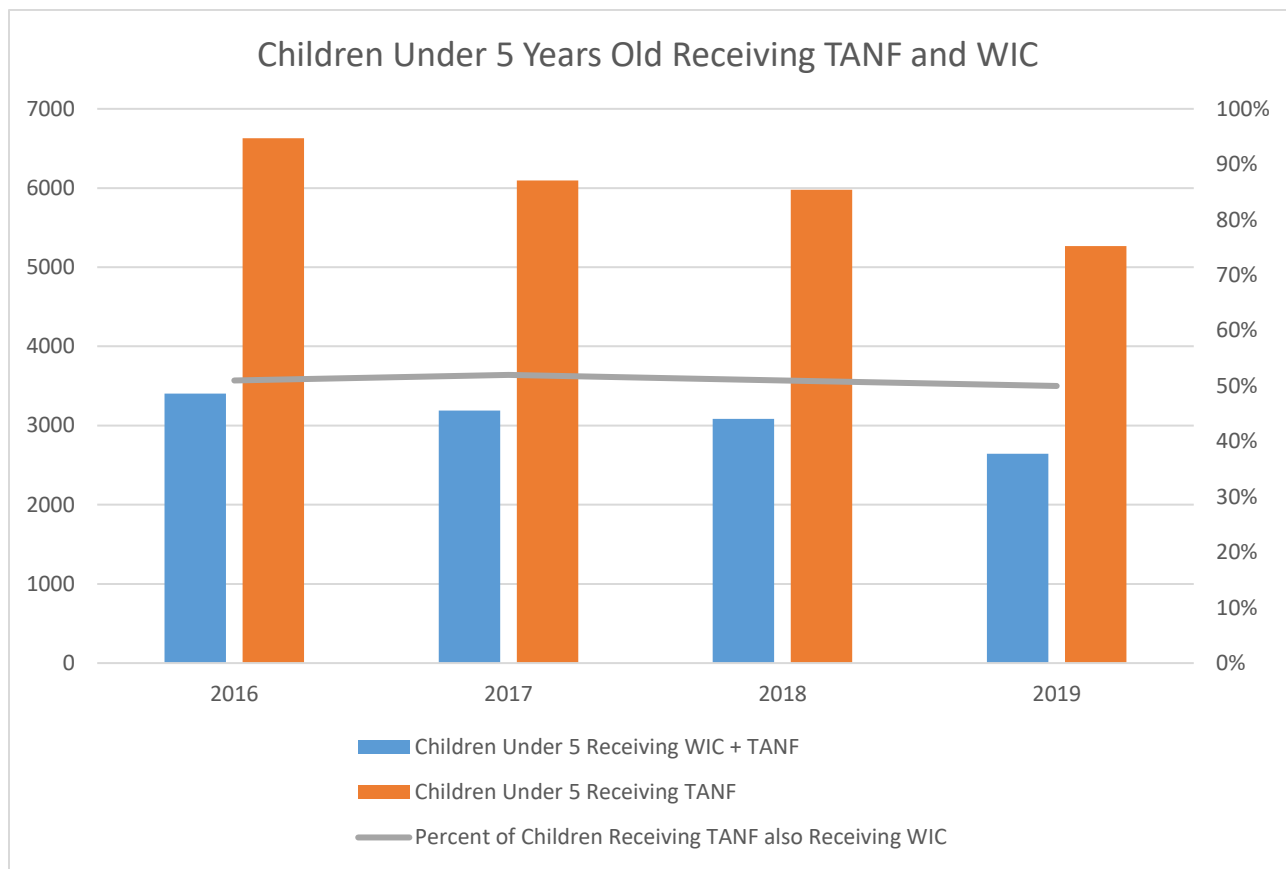
Data Details: Families with Children includes a household which includes a parent or specified relative with at least one minor child also residing in the household. Those families defined as receiving TANF must have at least one household member eligible for and in receipt of the TANF monthly cash benefit. For example, one family may include a sole parent receiving Supplemental Security Income (SSI) benefits (and therefore, not eligible to receive TANF cash benefits) and one child who is eligible for the TANF monthly cash benefit. The included counts are a monthly average by calendar year to better relate to the US Census Bureau data.

Data Sources: TANF Counts: ACES
Families Below 100% FPL: [US Census Bureau](#), 1-Year American Community Survey

B. Percentage of Children Under 5 Years of Age Receiving TANF and WIC

The percentage of children, under 5 years of age, receiving TANF that also received assistance through WIC in a single year between 2016 and 2019 or any combination of years during that period.

| Calendar Year | Children Under 5 Receiving WIC + TANF in Same Year | Children Under 5 Receiving TANF | % of Children Under 5 Receiving WIC also Receiving TANF |
|---------------|--|---------------------------------|---|
| 2016 | 3,403 | 6,628 | 51% |
| 2017 | 3,191 | 6,096 | 52% |
| 2018 | 3,086 | 5,977 | 51% |
| 2019 | 2,642 | 5,268 | 50% |



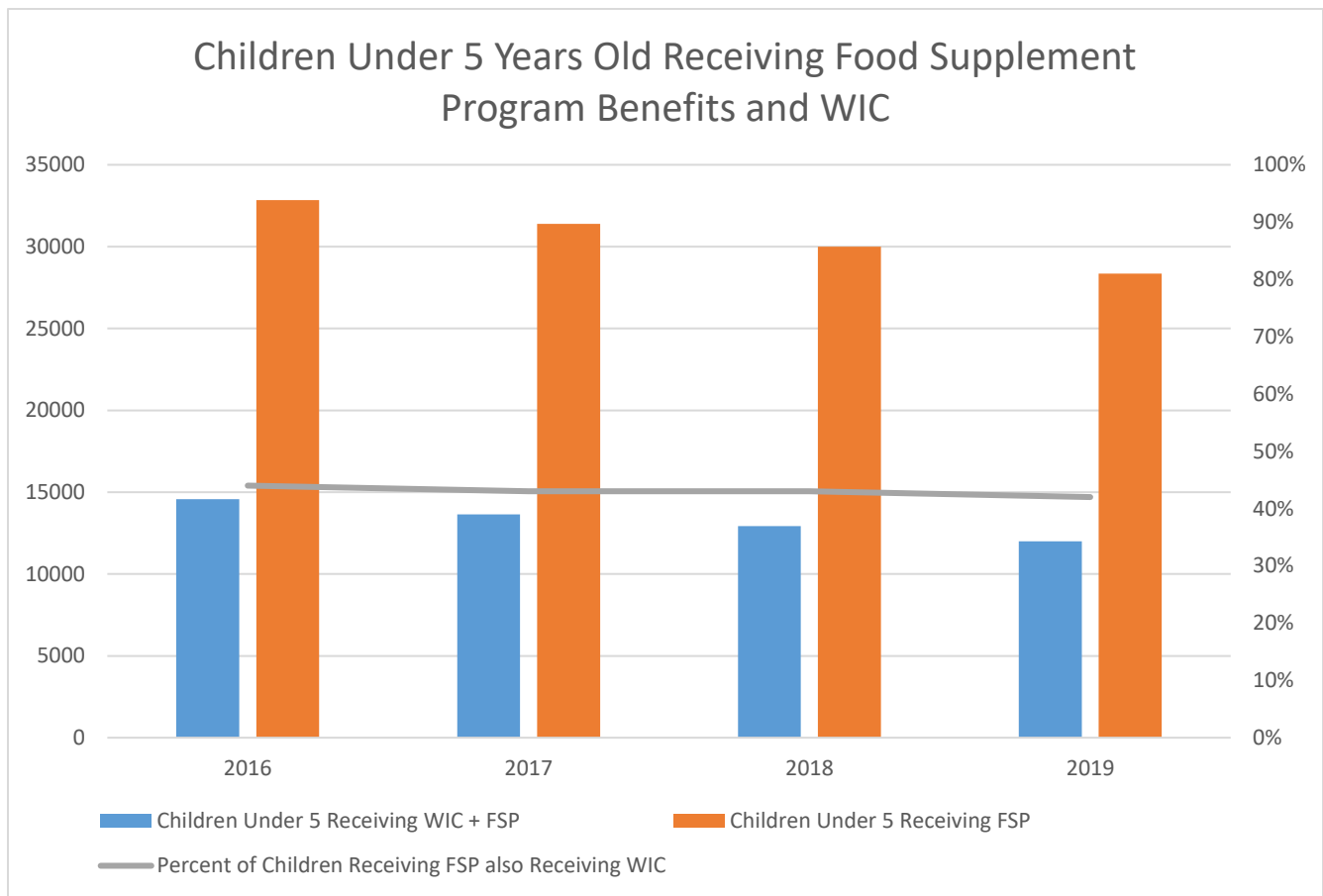
Data Details: Children under 5 includes birth through the month the child turns 5 years of age. Children included for both TANF and WIC counts must have been in the program for at least one month in the calendar year. These counts are distinct counts by year, meaning each child will only be counted once in a calendar year.

Data Sources: TANF Counts: ACES
WIC Counts: SPIRIT

C. Percentage of Children Under 5 years of Age Receiving Food Supplement Program Benefits and WIC

The percentage of children under 5 years of age receiving food supplement benefits (also known as Supplemental Nutrition Assistance Program/SNAP) that also receive assistance from WIC in the previous 4 calendar years is stated below.

| Calendar Year | Children Under 5 Receiving WIC + FSP | Children Under 5 Receiving FSP | % of Children Under 5 Receiving FSP also Receiving WIC |
|---------------|--------------------------------------|--------------------------------|--|
| 2016 | 14,575 | 32,846 | 44% |
| 2017 | 13,633 | 31,397 | 43% |
| 2018 | 12,935 | 29,992 | 43% |
| 2019 | 11,990 | 28,353 | 42% |



Data Details: FSP includes state and federally funded Food Supplement Benefits or SNAP. Children under 5 includes children from birth through the month the child turns 5 years of age. Children included for both FSP and WIC counts must have been in the program for at least one month in the calendar year. These counts are distinct counts by year, meaning each child will only be counted once in a calendar year.

Data Sources: FSP Counts: ACES
WIC Counts: SPIRIT

D. For All Families for Whom TANF Cash Assistance has Terminated

The below section includes a combination of data from the Department of Labor (DOL) and ACES. ACES data are used to determine the proper FPL household limits using DOL data as the income source. Cases are included where TANF is closed for 30 days or more and meet the below criteria. We then follow-up at month 3 after closure (Q2) and then again at month 9 (Q4) to identify if households tend to stay off TANF or reopen at a later date. NOTE: 2019 Q2 and Q4 data will be included as part of the 2022 data set.

1. The number and percentage of families with no quarterly earnings

| | At Termination | | | Q2 | | | Q4 | | |
|-------------|----------------|-------|-----|-------|-------|-----|-------|-------|-----|
| | # | Total | % | # | Total | % | # | Total | % |
| 2016 | 2,516 | 4,739 | 53% | 2,495 | 4,739 | 53% | 2,511 | 4,739 | 53% |
| 2017 | 2,069 | 4,032 | 52% | 2,104 | 4,032 | 52% | 2,044 | 4,032 | 51% |
| 2018 | 1,878 | 3,928 | 48% | 1,998 | 3,928 | 51% | 2,005 | 3,928 | 51% |
| 2019 | 1,591 | 3,436 | 46% | | | | | | |

Data Details: This section includes all applicable households where DOL reports \$0 in quarterly earnings.

2. The number and percentage of families with quarterly earnings from unsubsidized employment that are below 50% of the federal poverty level

| | At Termination | | | Q2 | | | Q4 | | |
|-------------|----------------|-------|-----|-----|-------|-----|-----|-------|-----|
| | # | Total | % | # | Total | % | # | Total | % |
| 2016 | 1,007 | 4,739 | 21% | 723 | 4,739 | 15% | 651 | 4,739 | 14% |
| 2017 | 708 | 4,032 | 18% | 587 | 4,032 | 15% | 523 | 4,032 | 13% |
| 2018 | 735 | 3,928 | 19% | 526 | 3,928 | 13% | 516 | 3,928 | 13% |
| 2019 | 587 | 3,436 | 17% | | | | | | |

Data Details: This section includes TANF households where DOL reported household income less than 50% of the FPL.

3. The number and percentage of families with quarterly earnings from unsubsidized employment that are at least 50% but below 100% of the federal poverty level

| | At Termination | | | Q2 | | | Q4 | | |
|-------------|----------------|-------|-----|-----|-------|-----|-----|-------|-----|
| | # | Total | % | # | Total | % | # | Total | % |
| 2016 | 820 | 4,739 | 17% | 853 | 4,739 | 18% | 816 | 4,739 | 17% |
| 2017 | 807 | 4,032 | 20% | 703 | 4,032 | 17% | 670 | 4,032 | 17% |
| 2018 | 800 | 3,928 | 20% | 644 | 3,928 | 16% | 586 | 3,928 | 15% |
| 2019 | 710 | 3,436 | 21% | | | | | | |

Data Details: This section includes TANF households where DOL reported household income greater than or equal to 50% of the FPL and less than 100% for the household size.

4. The number and percentage of families with quarterly earnings from unsubsidized employment that are at least 100% but below 150% of the federal poverty level

| | At Termination | | | Q2 | | | Q4 | | |
|-------------|----------------|-------|----|-----|-------|-----|-----|-------|----|
| | # | Total | % | # | Total | % | # | Total | % |
| 2016 | 275 | 4,739 | 6% | 366 | 4,739 | 8% | 398 | 4,739 | 8% |
| 2017 | 275 | 4,032 | 7% | 316 | 4,032 | 8% | 370 | 4,032 | 9% |
| 2018 | 307 | 3,928 | 8% | 382 | 3,928 | 10% | 365 | 3,928 | 9% |
| 2019 | 307 | 3,436 | 9% | | | | | | |

Data Details: This section includes TANF households where DOL reported household income greater than or equal to 100% of the FPL and less than 150% for the household size.

5. The number and percentage of families with quarterly earnings from unsubsidized employment that are at least 150% but below 200% of the federal poverty level

| | At Termination | | | Q2 | | | Q4 | | |
|-------------|----------------|-------|----|-----|-------|----|-----|-------|----|
| | # | Total | % | # | Total | % | # | Total | % |
| 2016 | 78 | 4,739 | 2% | 209 | 4,739 | 4% | 232 | 4,739 | 5% |
| 2017 | 129 | 4,032 | 3% | 198 | 4,032 | 5% | 273 | 4,032 | 7% |
| 2018 | 155 | 3,928 | 4% | 247 | 3,928 | 6% | 270 | 3,928 | 7% |
| 2019 | 169 | 3,436 | 5% | | | | | | |

Data Details: This section includes TANF households where DOL reported household income greater than or equal to 150% of the FPL and less than 200% for the household size.

6. The number and percentage of families with quarterly earnings from unsubsidized employment that are at least 200% of the federal poverty level

| | At Termination | | | Q2 | | | Q4 | | |
|-------------|----------------|-------|----|-----|-------|----|-----|-------|----|
| | # | Total | % | # | Total | % | # | Total | % |
| 2016 | 43 | 4,739 | 1% | 96 | 4,739 | 2% | 132 | 4,739 | 3% |
| 2017 | 44 | 4,032 | 1% | 122 | 4,032 | 3% | 149 | 4,032 | 4% |
| 2018 | 53 | 3,928 | 1% | 131 | 3,928 | 3% | 185 | 3,928 | 5% |
| 2019 | 72 | 3,436 | 2% | | | | | | |

Data Details: This section includes TANF households where DOL reported household income greater than or equal to 200% of the FPL for the household size.

7. The mean and median income of families with no quarterly earnings from unsubsidized employment

| | At Termination | | Q2 | | Q4 | |
|-------------|----------------|-----------|-----------|-----------|-----------|-----------|
| | Mean | Median | Mean | Median | Mean | Median |
| 2016 | \$1129.51 | \$754.82 | \$1126.09 | \$770.00 | \$1125.44 | \$765.31 |
| 2017 | \$1173.75 | \$811.54 | \$1175.25 | \$813.62 | \$1177.18 | \$818.78 |
| 2018 | \$1313.90 | \$898.40 | \$1319.69 | \$939.28 | \$1326.22 | \$934.58 |
| 2019 | \$1472.19 | \$1135.20 | \$1490.68 | \$1167.53 | \$1499.40 | \$1169.30 |

Data Details: This chart includes only households that had their TANF terminated for whom DOL reported \$0 in earned income in the relevant quarter. Included income amounts consist of only Unemployment Insurance Benefits, Child Support, and/or other monies received from subsidized income sources as reported in ACES. These are mean and median income amounts by month at the start of each period – Termination, 2nd quarter following termination, and 4th quarter following termination. NOTE: A mean, or average, is the sum of the data points divided by the number of total data points. A median value is the middle number derived from an ordered list of data points.

8. The number and percentage of families receiving income from the Federal Supplemental Security Income or Federal Social Security Disability benefit programs *

| | Section A: Individuals in Receipt of SSI or SSDI at Termination of TANF | | | Section B: Receipt of SSI or SSDI at 2nd Quarter Post TANF Termination | | | Section C: Receipt of SSI or SSDI at 4th Quarter Post TANF Termination | | |
|-------------|---|--------|----|--|--------|----|--|--------|----|
| | # | Total | % | # | Total | % | # | Total | % |
| 2016 | 226 | 11,330 | 2% | 192 | 11,330 | 2% | 184 | 11,330 | 2% |
| 2017 | 157 | 10,166 | 2% | 165 | 10,166 | 2% | 145 | 10,166 | 1% |
| 2018 | 161 | 10,026 | 2% | 148 | 10,026 | 1% | 127 | 10,026 | 1% |
| 2019 | 121 | 8,142 | 1% | | | | | | |

Data Details: These data include only those households and individuals who remain open on an OFI program and have active data fields within the ACES system for the dates queried.

- 2019 data will be updated for the next report as the 2020 figures will be included at that time.
- SSI recipients cannot receive TANF and SSI concurrently. Previous TANF payments are taken into consideration when SSI benefit amounts are determined to ensure no duplication of funding.
- While it is possible that a household may have their TANF terminated twice in one of the above periods, those occurrences are rare and are not statistically significant. A minor percentage of 2% of the population was found.
- Data include records where DOL reported no wages and ACES reported otherwise; In this instance, data in ACES include only unearned income.
- Data is provided at an individual level as the figures on a per case basis returned results < .5%
- These totals include households that are were open on TANF and included a child that received SSI or SSDI.

Further Explanation:

Section A: At the time participation in the TANF program was terminated

- # is the total number of clients, receiving SSI or SSDI, who had their TANF benefit closed for 30 days or more, by year. This is not a distinct count and may include multiple instances of a single individual over the period.
- Total = all TANF cases where benefits were terminated over the course of the year. This is not a distinct count and may include one case multiple times if the case opened and closed within the same calendar year.
- % = calculated based on: $\# / \text{Total} * 100$

Section B: During the 2nd quarter after participation in the TANF program was terminated

- # is the number of individuals in receipt of SSI or SSDI anytime within the 2nd quarter after participation in the TANF program was terminated.
- Total is the baseline total count of individuals whose participation in the TANF program was terminated in the calendar year.
- % = calculated based on: $\# / \text{Total} * 100$

Section C: During the 4th quarter after participation in the program was terminated -

- # is the number of individuals in receipt of SSI or SSDI anytime within the 4th quarter after participation in the TANF program was terminated.
- Total is the baseline total count of individuals whose participation in the TANF program was terminated in the calendar year.
- % = calculated based on: $\# / \text{Total} * 100$

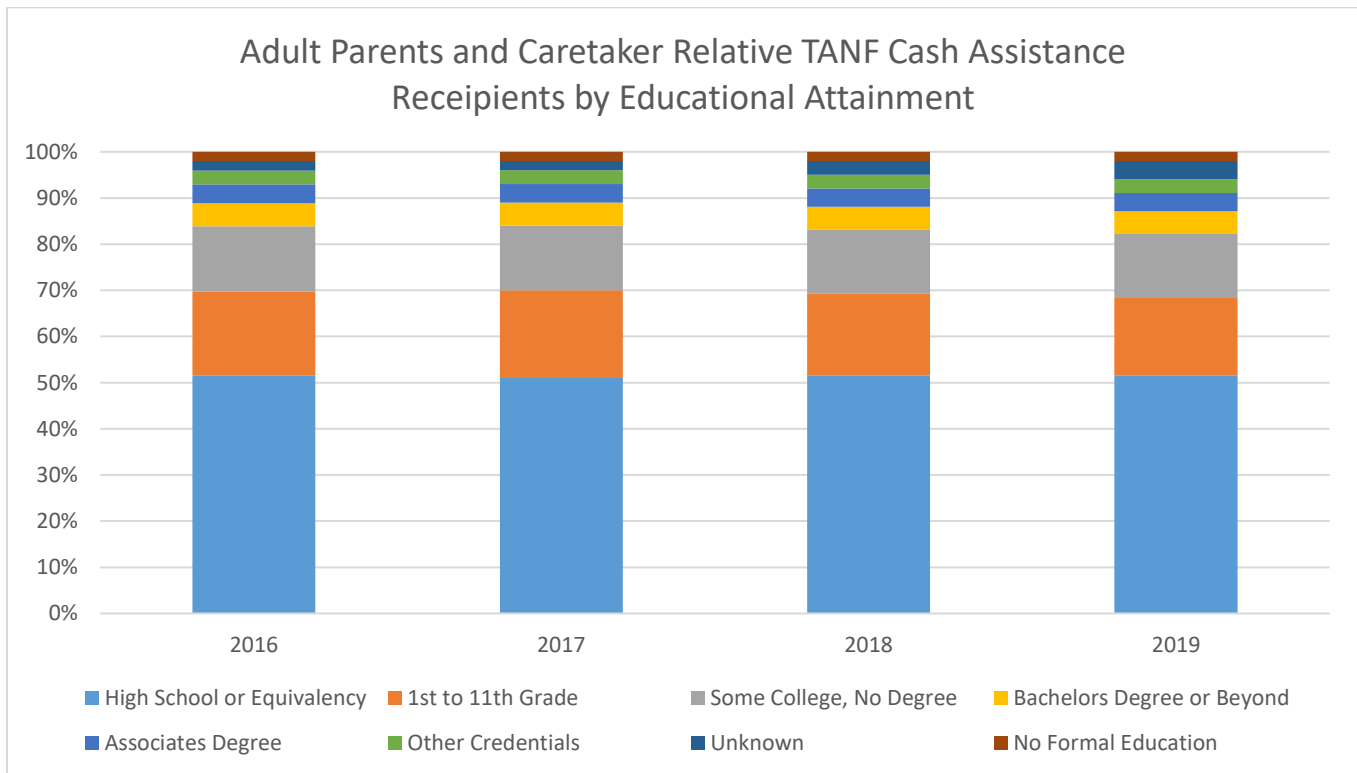
Data Sources for this section.: ACES
MDOL

E. Highest Level of Educational Attainment of Adult Parents or Caretaker Relatives Receiving TANF Cash Assistance or Prior Year Participation Termination

- The table below shows the highest level of education attained by an adult parent or caretaker relative that received TANF cash assistance, by year.

Highest Level of Educational Attainment for Adult Parents and Caretaker Relatives on TANF

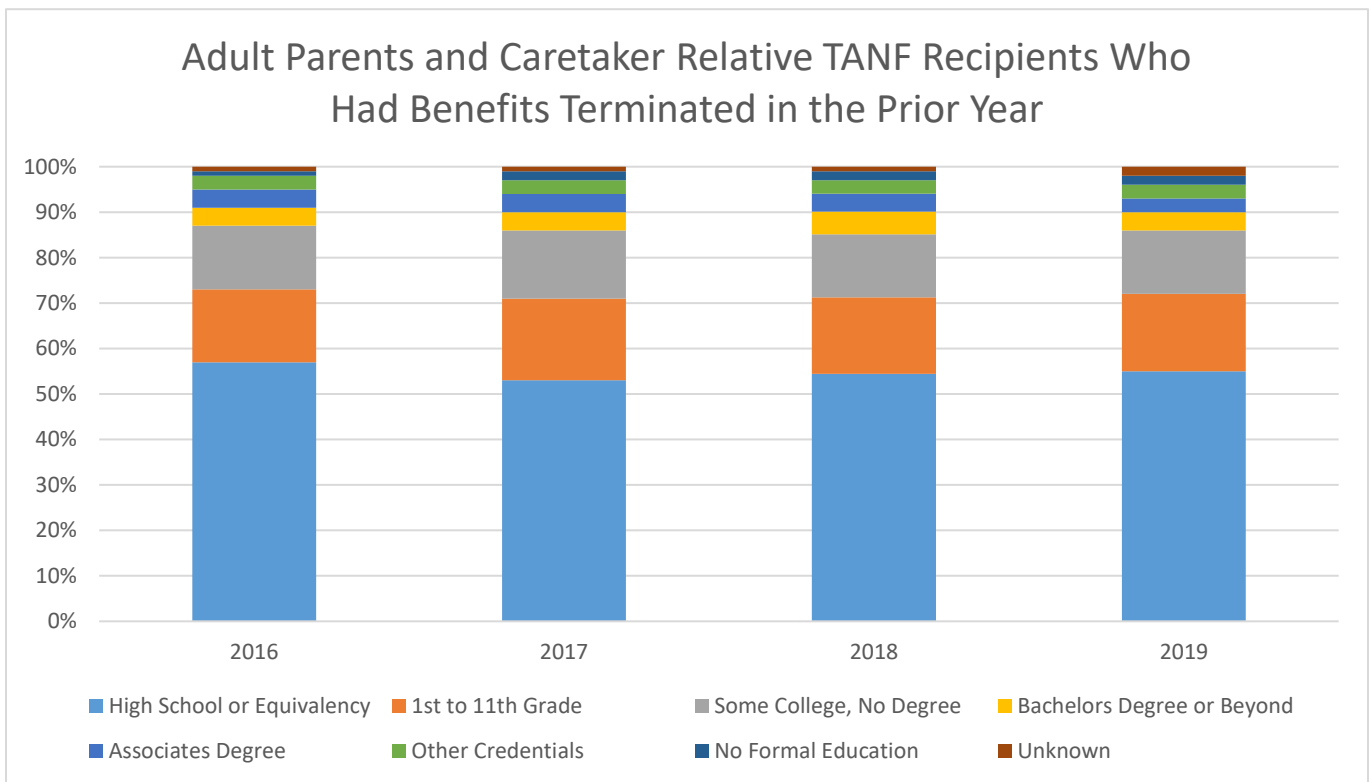
| | 2016 | | 2017 | | 2018 | | 2019 | |
|-----------------------------|--------------|------------|--------------|------------|--------------|------------|--------------|------------|
| | Client Count | % of Total | Client Count | % of Total | Client Count | % of Total | Client Count | % of Total |
| Education Unknown | 89 | 2% | 93 | 2% | 142 | 3% | 180 | 4% |
| No Formal Education | 131 | 2% | 123 | 2% | 109 | 2% | 112 | 2% |
| 1st to 11th Grade | 1,052 | 18% | 998 | 19% | 890 | 18% | 761 | 17% |
| High School or Equivalency | 2,990 | 51% | 2,664 | 51% | 2,594 | 52% | 2,367 | 52% |
| Other Credentials | 182 | 3% | 157 | 3% | 140 | 3% | 126 | 3% |
| Some College, No Degree | 832 | 14% | 731 | 14% | 693 | 14% | 651 | 14% |
| Associates Degree | 248 | 4% | 213 | 4% | 181 | 4% | 161 | 4% |
| Bachelor's Degree or Beyond | 285 | 5% | 252 | 5% | 226 | 5% | 212 | 5% |
| Total | 5,809 | | 5,231 | | 4,975 | | 4,570 | |



2. This table also lists data regarding the highest level of education attained but differs in that it pertains solely to adult parents or caretaker relatives whose participation in the TANF program was terminated in the year prior.

**Highest Level of Educational Attainment for Adult Parents and Caretaker Relatives
Who Were Terminated in the Prior Year**

| | 2016 | | 2017 | | 2018 | | 2019 | |
|-----------------------------|--------------|------------|--------------|------------|--------------|------------|--------------|------------|
| | Client Count | % of Total | Client Count | % of Total | Client Count | % of Total | Client Count | % of Total |
| Education Unknown | 31 | 1% | 41 | 1% | 38 | 1% | 49 | 2% |
| No Formal Education | 44 | 1% | 51 | 2% | 43 | 2% | 40 | 2% |
| 1st to 11th Grade | 543 | 16% | 519 | 18% | 466 | 17% | 384 | 17% |
| High School or Equivalency | 1,874 | 57% | 1,502 | 53% | 1,475 | 55% | 1,234 | 55% |
| Other Credentials | 107 | 3% | 79 | 3% | 77 | 3% | 69 | 3% |
| Some College, No Degree | 463 | 14% | 419 | 15% | 376 | 14% | 312 | 14% |
| Associates Degree | 127 | 4% | 118 | 4% | 99 | 4% | 75 | 3% |
| Bachelor's Degree or Beyond | 117 | 4% | 117 | 4% | 125 | 5% | 83 | 4% |
| Total | 3,306 | | 2,846 | | 2,699 | | 2,246 | |



Data Details: Data in 2. show highest level of education at the time of TANF program termination. OFI does not consistently track the highest level of education after TANF program termination. Highest level of educational attainment is self-reported at the time of DHHS contact and is not required information or a required data field for eligibility determination.

Data Source: ACES

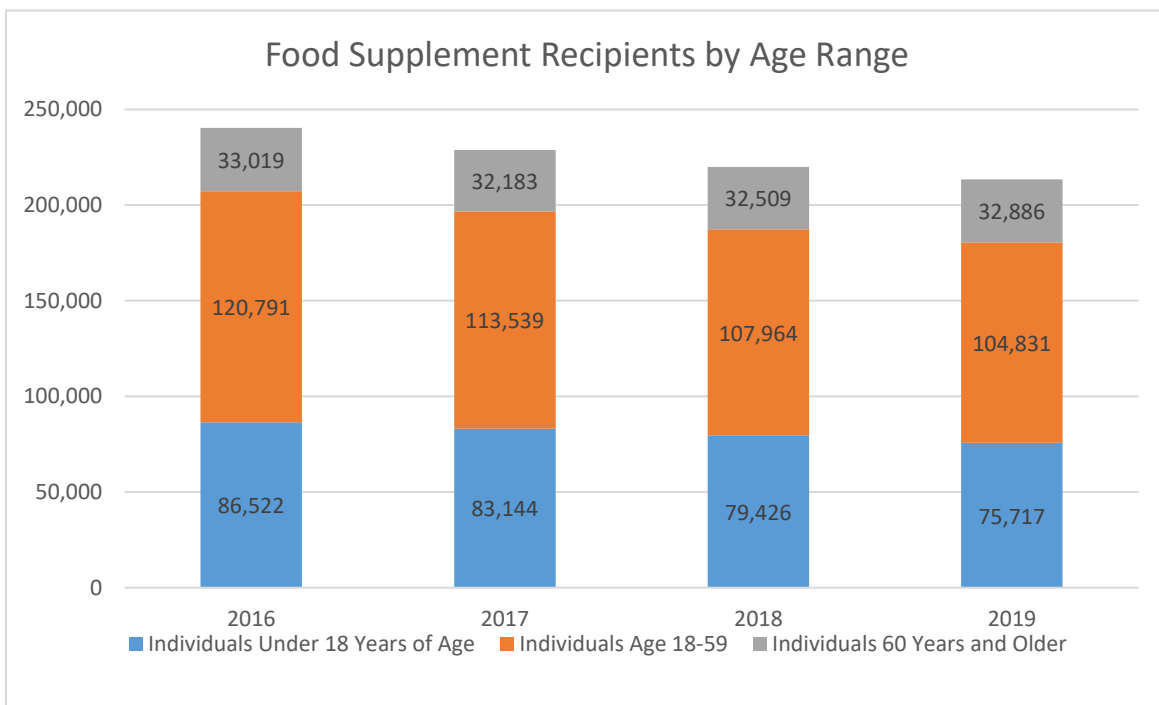
F. Age and Disabled Breakdown of Persons Receiving Food Supplement Assistance to Those Potentially Eligible for Food Supplement Assistance

The Department is unable to ascertain Maine-specific data that demonstrate what is being asked for in this specific piece of the report requirements. The table below does reflect the data on individuals meeting the characteristics prescribed in the statute, (e.g. age and disability) but determining the Maine population who is “potentially” eligible for Food Supplement assistance (also known as SNAP) is not a request the Department can reasonably fulfill. Any estimate of people who have not applied for the program but are potentially eligible to enroll would need to rely on detailed estimates from federal survey data on income, assets, expenses, citizenship or non-citizenship status, age, family structure including number of children in the household, living arrangements (e.g. home, homeless, group living arrangement), and disability status.

For further analysis on food insecurity and underserved populations, we recommend the following resources be explored: the Center on Budget and Policy Priorities’ [Chart Book: SNAP Helps Struggling Families Put Food on the Table](#) and the report titled [Ending Hunger in Maine by 2030](#), commissioned by the 129th Legislature.

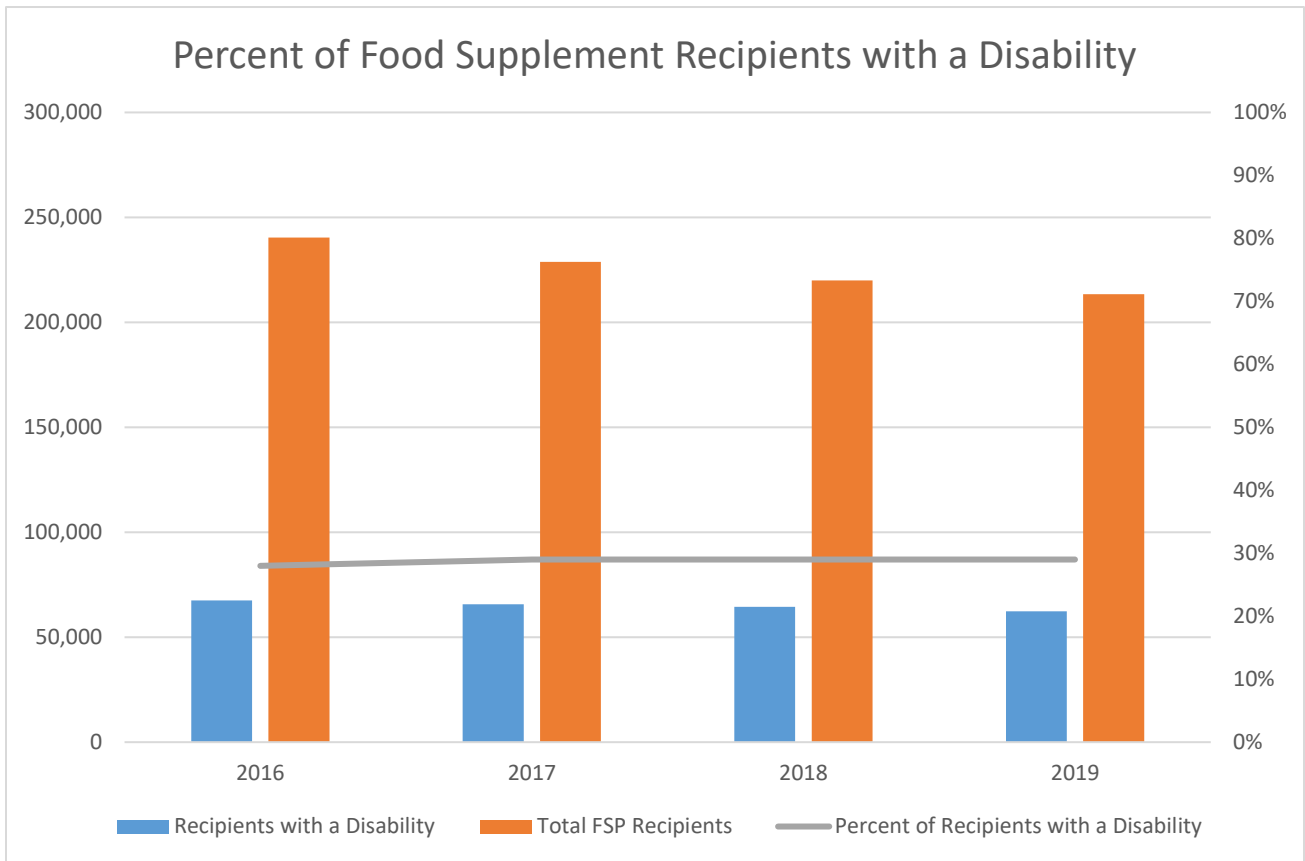
Food Supplement Recipients by Age Range

| Calendar Year | Under 18 Years Old | | Ages 18-59 | | 60 Years and Older | | Total Individuals Receiving Food Supplement Assistance |
|---------------|--------------------|---------|------------|---------|--------------------|---------|--|
| | # | % Total | # | % Total | # | % Total | |
| 2016 | 86,522 | 36% | 120,791 | 50% | 33,019 | 14% | 240,332 |
| 2017 | 83,144 | 36% | 113,539 | 50% | 32,183 | 14% | 228,866 |
| 2018 | 79,426 | 36% | 107,964 | 49% | 32,509 | 15% | 219,899 |
| 2019 | 75,717 | 35% | 104,831 | 49% | 32,886 | 15% | 213,434 |



Food Supplement Recipients with a Disability

| Calendar Year | Recipients with a Disability | Total FSP Recipients | % Total |
|---------------|------------------------------|----------------------|---------|
| 2016 | 67,517 | 240,332 | 28% |
| 2017 | 65,671 | 228,866 | 29% |
| 2018 | 64,527 | 219,899 | 29% |
| 2019 | 62,345 | 213,434 | 29% |



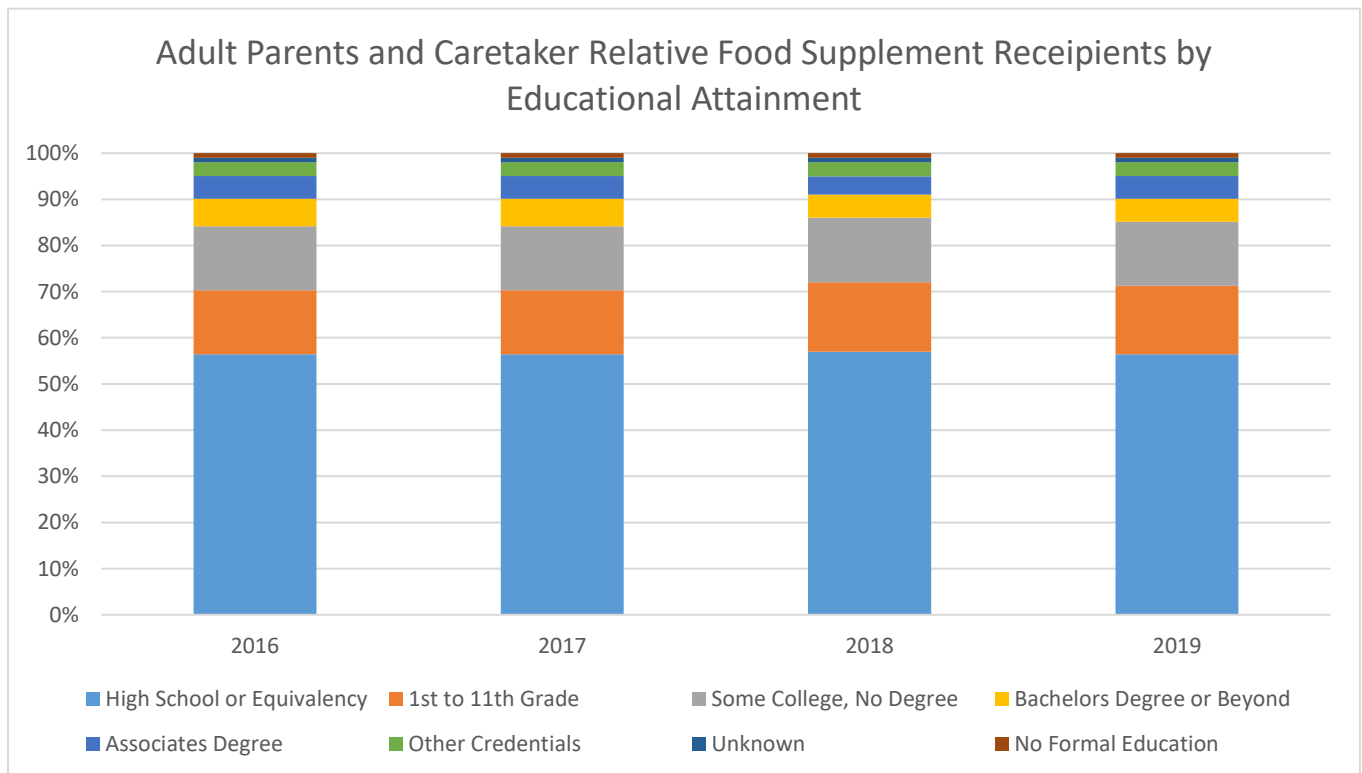
Data Details: Total individuals is a distinct count of clients with federally and state funded FSP for any duration throughout the calendar year.

Data Source: ACES

G. Highest Level of Educational Attainment of Adult Parents or Caretaker Relatives Receiving Food Supplement Assistance

Below shows the number and percentage of adult parents or caretaker relatives who have children in the household and are receiving food supplement assistance. Data are grouped by highest level of education attained by adult parent or caretaker relative.

| Highest Level of Educational Attainment for Adult Parents and Caretaker Relatives on FSP | 2016 | | 2017 | | 2018 | | 2019 | |
|--|---------------|------------|---------------|------------|---------------|------------|---------------|------------|
| | Client Count | % of Total | Client Count | % of Total | Client Count | % of Total | Client Count | % of Total |
| Education Unknown | 358 | 1% | 349 | 1% | 372 | 1% | 462 | 1% |
| No Formal Education | 423 | 1% | 404 | 1% | 373 | 1% | 382 | 1% |
| 1st to 11th Grade | 6,448 | 14% | 6,068 | 14% | 5,783 | 15% | 6,189 | 15% |
| High School or Equivalency | 25,760 | 57% | 23,830 | 57% | 22,379 | 57% | 24,099 | 57% |
| Other Credentials | 1,162 | 3% | 1,068 | 3% | 1,041 | 3% | 1,093 | 3% |
| Some College, No Degree | 6,557 | 14% | 5,940 | 14% | 5,471 | 14% | 5,909 | 14% |
| Associates Degree | 2,135 | 5% | 1,916 | 5% | 1,768 | 4% | 1,922 | 5% |
| Bachelor's Degree or Beyond | 2,508 | 6% | 2,350 | 6% | 2,144 | 5% | 2,317 | 5% |
| Total | 45,351 | | 41,925 | | 39,331 | | 42,373 | |



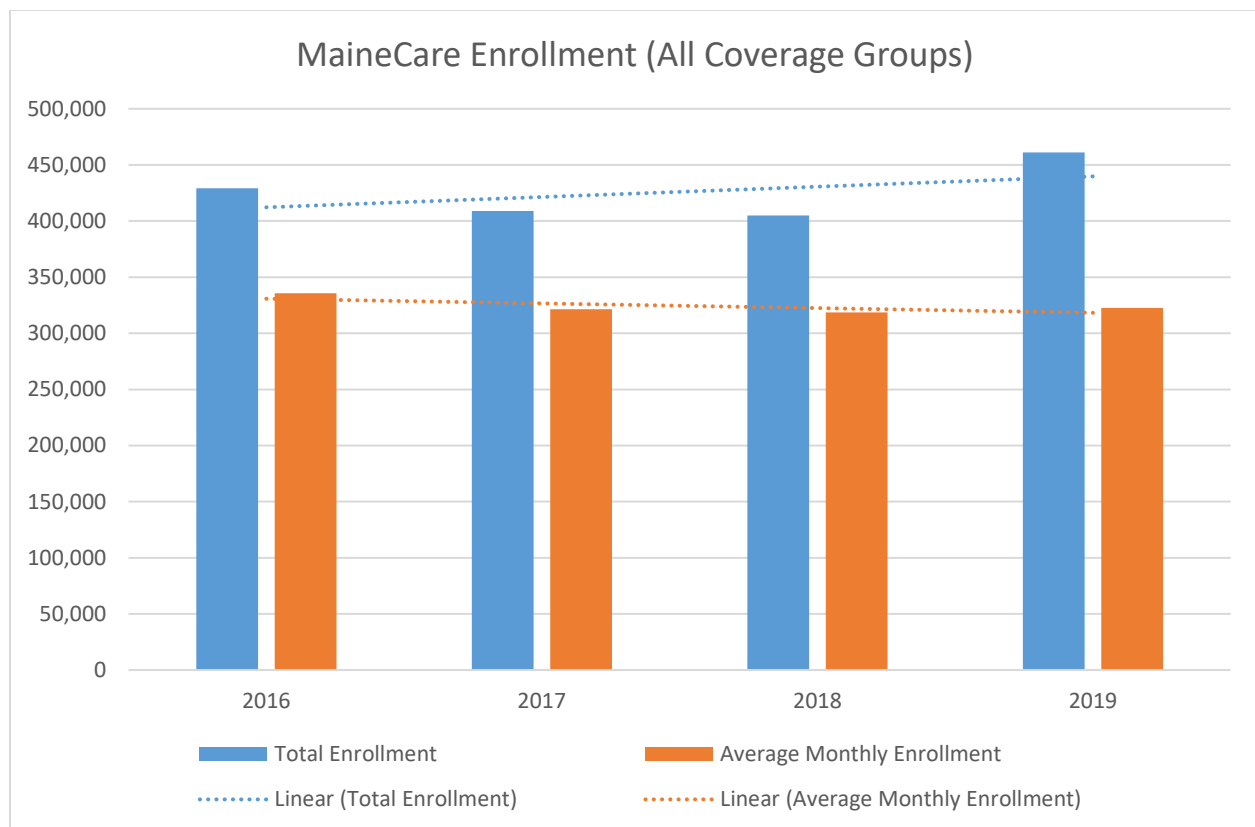
Data Details: Highest level of educational attainment is self-reported at the time of DHHS contact and is not required information or a required data field for eligibility determination.

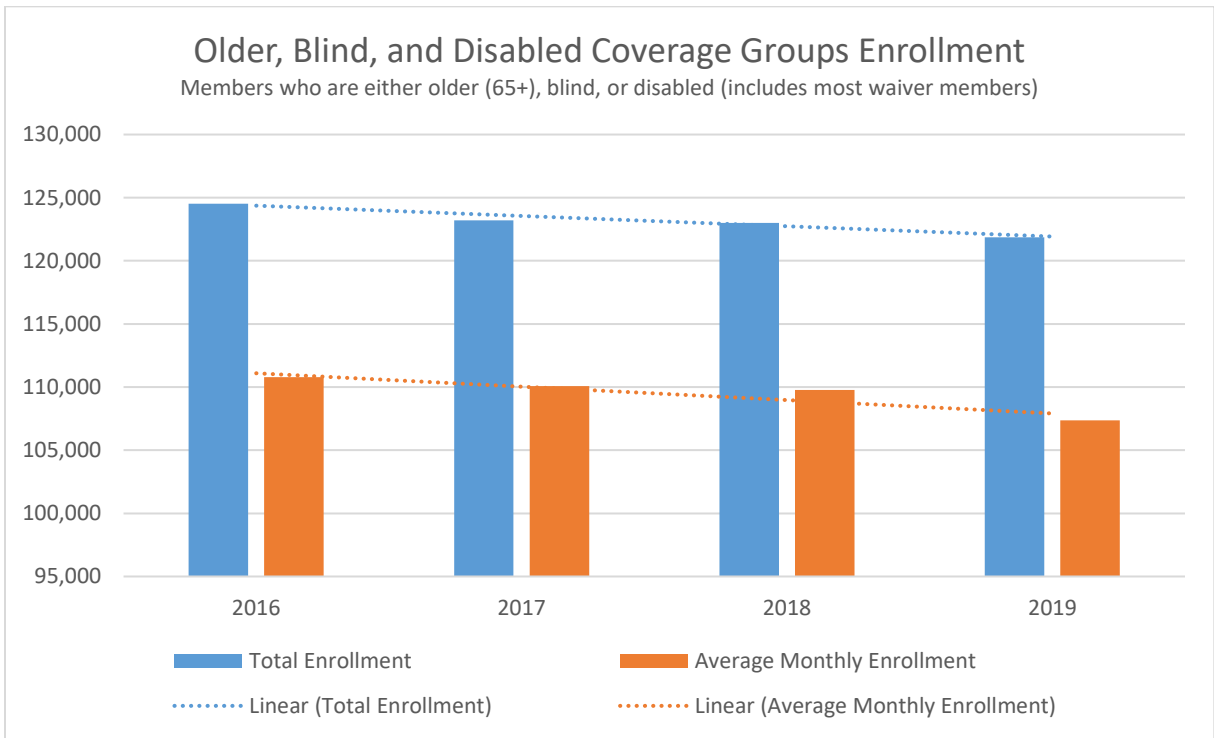
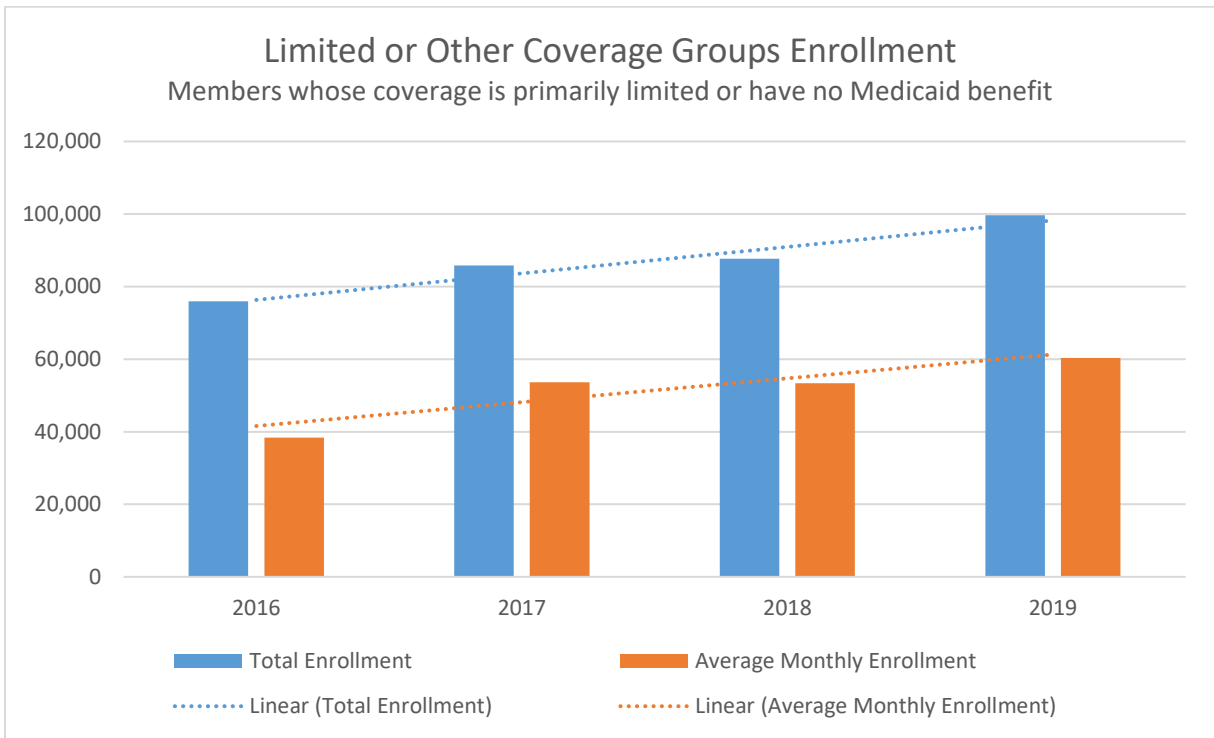
Data Source: ACES

H. The Ratio of People Participating in the MaineCare Program, by Eligibility Group, to the Total Number of Potentially Eligible Persons Within Each Group

The Department is unable to ascertain Maine specific data that demonstrate what is being asked for in this specific piece of the report requirements. The data below reflect the number of individuals participating in the MaineCare program by eligibility group.

| Time Period | | Blind, 65+ and/or Disabled | Non-MaineCare | Expansion Adults | State-Only | Traditional | Total Enrollment |
|-------------|-----------------|----------------------------|---------------|------------------|------------|-------------|------------------|
| 2016 | Total Members | 124,518 | 99,705 | | 2,165 | 202,746 | 429,134 |
| | Monthly Average | 110,793 | 60,328 | | 558 | 163,934 | 335,613 |
| 2017 | Total Members | 123,192 | 87,642 | | 2,146 | 195,898 | 408,878 |
| | Monthly Average | 110,083 | 53,397 | | 553 | 157,296 | 321,329 |
| 2018 | Total Members | 123,005 | 85,821 | | 3,938 | 192,243 | 405,007 |
| | Monthly Average | 109,773 | 53,632 | | 816 | 154,469 | 318,690 |
| 2019 | Total Members | 121,863 | 75,973 | 58,189 | 13,479 | 191,529 | 461,033 |
| | Monthly Average | 107,357 | 38,341 | 28,228 | 2,239 | 146,435 | 322,600 |





Data Details: Brief description of eligibility groupings is as follows: Older/Blind/Disabled – Members who are either Older (65+), Blind or disabled (this includes most waiver members); Expansion Adult – Members who were recently given eligibility via MaineCare Expansion; Non-MaineCare – Members whose coverage is primarily limited or no Medicaid benefit. Funding can often be a part of coverage provided by other offices in DHHS. (This includes members in spenddown status, who will be covered once spenddown is met. This also includes MaineRx RAC 3X – and it should be noted that RAC 3X was also used for instances of providing coverage for COVID testing for the uninsured); State-Only - Members whose coverage is only state funded, with no federal funding; Traditional – All other members in the MaineCare population, who would historically meet

Medicaid enrollment requirements. DHHS is not currently able to estimate the number of “potentially eligible” people who could apply for MaineCare benefits in these categories but have not applied. MaineCare does not have data on people who might meet eligibility criteria for the programs but who do not apply to enroll. Eligibility for MaineCare programs is determined by several factors including age, household composition, tax filing status, disability status, pregnancy, living arrangement, citizenship status, family income and resources. Any estimate of people who have not applied for the program but are potentially eligible to enroll would need to rely on detailed estimates from federal survey data, which may not include all eligibility factors or be measured in a way that is consistent with eligibility determinations. Due to the many MaineCare program rules and financial limits, assumptions would be required if using federal survey data that would result in estimates with very large margins of error. For more detail on the complexities involved with estimating the number of potentially eligible but not enrolled people, see: <https://aspe.hhs.gov/system/files/pdf/76411/ib.pdf>.

Data Source: DSS

I. MaineCare and CHIP Application Processing by Calendar Year

Data below reflect the number and percentage of applications received by the Department for the MaineCare program and the children's health insurance program (CHIP) as defined in section 3174-X, subsection 1, paragraph A², by eligibility group, that are processed in less than 24 hours; that are processed within one to 7 days; that are processed within 8 to 30 days; that are processed within 31 to 45 days; and that are processed more than 45 days after receipt.

MaineCare Application Processing Times

| Timeliness | | 2016 | 2017 | 2018 | 2019 |
|--------------|-----------------------|---------------|---------------|---------------|---------------|
| <24 Hours | # Applications | 6,976 | 6,869 | 6,791 | 7,893 |
| | % Applications | 29% | 27% | 28% | 24% |
| 1-7 Days | # Applications | 2,547 | 2,466 | 2,893 | 4,230 |
| | % Applications | 11% | 10% | 12% | 13% |
| 8-30 Days | # Applications | 7,301 | 7,139 | 6,270 | 11,163 |
| | % Applications | 30% | 28% | 26% | 34% |
| 31-45 Days | # Applications | 2,276 | 2,342 | 2,190 | 4,304 |
| | % Applications | 9% | 9% | 9% | 13% |
| >45 Days | # Applications | 5,079 | 6,893 | 5,989 | 5,715 |
| | % Applications | 21% | 27% | 25% | 17% |
| Total | # Applications | 24,179 | 25,709 | 24,133 | 33,305 |

Cub Care (CHIP) Application Processing Times

| Timeliness | | 2016 | 2017 | 2018 | 2019 |
|--------------|-----------------------|------------|------------|------------|--------------|
| <24 Hours | # Applications | 199 | 226 | 197 | 210 |
| | % Applications | 25% | 23% | 22% | 19% |
| 1-7 Days | # Applications | 55 | 44 | 51 | 70 |
| | % Applications | 7% | 5% | 6% | 6% |
| 8-30 Days | # Applications | 226 | 262 | 224 | 357 |
| | % Applications | 29% | 27% | 25% | 32% |
| 31-45 Days | # Applications | 67 | 83 | 71 | 131 |
| | % Applications | 8% | 9% | 8% | 12% |
| >45 Days | # Applications | 246 | 365 | 358 | 358 |
| | % Applications | 31% | 37% | 40% | 32% |
| Total | # Applications | 793 | 980 | 901 | 1,126 |

Data Details: These data count only unique households where there could be the possibility of multiple eligibility decisions; however, any case must have a household member with potential eligibility for CHIP and/or another MaineCare related program.

Data Source: ACES

² <http://legislature.maine.gov/statutes/22/title22sec3174-X.html>

J. & K. Data on Calls to the Office for Family Independence

Data below reflect the average waiting times, by month, for a person calling the Department's call center to speak to a person, not including an interactive voice response system. Additionally, this includes the number and percentage, by month, of telephone calls to the Department's call center that are terminated by a caller prior to the caller's speaking to a person, not including an interactive voice response system.

| Month Ending | Average Speed of Answer (in min) | Calls Received | Calls Terminated | % Calls Terminated |
|--------------|----------------------------------|----------------|------------------|--------------------|
| 7/31/2021 | 3:18 | 43,976 | 5,435 | 12% |
| 6/30/2021 | 2:19 | 39,328 | 3,546 | 9% |
| 5/31/2021 | 2:22 | 40,686 | 3,527 | 9% |
| 4/30/2021 | 4:39 | 45,125 | 7,027 | 16% |
| 3/31/2021 | 5:41 | 52,669 | 9,139 | 17% |
| 2/28/2021 | 7:25 | 44,014 | 9,769 | 22% |
| 1/31/2021 | 13:14 | 52,058 | 16,476 | 32% |
| 12/31/2020 | 16:21 | 51,967 | 18,261 | 35% |
| 11/30/2020 | 11:03 | 42,548 | 12,151 | 29% |
| 10/31/2020 | 8:17 | 52,868 | 16,077 | 30% |
| 9/30/2020 | 6:32 | 64,518 | 14,301 | 22% |
| 8/31/2020 | 3:53 | 52,253 | 8,867 | 17% |
| 7/31/2020 | 0:28 | 38,388 | 1,266 | 3% |
| 6/30/2020 | 0:11 | 34,218 | 914 | 3% |
| 5/31/2020 | 0:12 | 33,046 | 675 | 2% |
| 4/30/2020 | 0:20 | 11,477 | 321 | 3% |
| 3/31/2020 | 4:06 | 55,295 | 9,088 | 16% |
| 2/29/2020 | 4:54 | 46,615 | 7,624 | 16% |
| 1/31/2020 | 9:39 | 63,995 | 18,628 | 29% |
| 12/31/2019 | 7:38 | 51,816 | 12,995 | 25% |
| 11/30/2019 | 5:59 | 46,924 | 10,419 | 22% |
| 10/31/2019 | 2:01 | 49,832 | 4,939 | 10% |
| 9/30/2019 | 3:14 | 51,258 | 9,057 | 18% |
| 8/31/2019 | 3:19 | 56,603 | 8,731 | 15% |
| 7/31/2019 | 3:38 | 54,096 | 8,572 | 16% |
| 6/30/2019 | 1:56 | 43,885 | 4,296 | 10% |
| 5/31/2019 | 3:20 | 43,321 | 6,142 | 14% |
| 4/30/2019 | 3:19 | 18,605 | 2,233 | 12% |
| 3/31/2019 | 29:56 | 35,267 | 17,034 | 48% |
| 2/28/2019 | 24:48 | 36,874 | 17,749 | 48% |
| 1/31/2019 | 39:17 | 39,993 | 23,289 | 58% |
| 12/31/2018 | 25:54 | 36,427 | 19,637 | 54% |
| 11/30/2018 | 20:58 | 39,811 | 17,292 | 43% |
| 10/31/2018 | 22:24 | 46,295 | 19,899 | 43% |
| 9/30/2018 | 21:24 | 36,725 | 14,526 | 40% |
| 8/31/2018 | 26:36 | 47,475 | 22,336 | 47% |

| | | | | |
|------------|-------|--------|--------|-----|
| 7/31/2018 | 22:51 | 40,833 | 18,194 | 45% |
| 6/30/2018 | 23:35 | 44,135 | 19,440 | 44% |
| 5/31/2018 | 23:02 | 46,028 | 19,471 | 42% |
| 4/30/2018 | 23:21 | 43,133 | 16,684 | 39% |
| 3/31/2018 | 24:12 | 42,423 | 13,955 | 33% |
| 2/28/2018 | 24:28 | 43,977 | 19,555 | 44% |
| 1/31/2018 | 25:33 | 57,281 | 31,930 | 56% |
| 12/31/2017 | 24:57 | 52,090 | 23,790 | 46% |
| 11/30/2017 | 22:13 | 64,123 | 28,727 | 45% |
| 10/31/2017 | 24:41 | 54,172 | 19,447 | 36% |
| 9/30/2017 | 15:04 | 38,720 | 16,373 | 42% |
| 8/31/2017 | 25:27 | 57,683 | 26,182 | 45% |
| 7/31/2017 | 24:06 | 54,066 | 27,615 | 51% |
| 6/30/2017 | 16:26 | 53,889 | 22,105 | 41% |
| 5/31/2017 | 23:41 | 58,361 | 26,822 | 46% |
| 4/30/2017 | 29:17 | 54,541 | 27,726 | 51% |
| 3/31/2017 | 29:11 | 66,437 | 32,772 | 49% |
| 2/28/2017 | 20:16 | 50,255 | 18,912 | 38% |
| 1/31/2017 | 22:69 | 64,143 | 27,940 | 44% |
| 12/31/2016 | 19:21 | 56,454 | 20,825 | 37% |
| 11/30/2016 | 16:19 | 56,437 | 19,129 | 34% |
| 10/31/2016 | 16:09 | 54,004 | 15,169 | 28% |
| 9/30/2016 | 16:33 | 57,849 | 17,563 | 30% |
| 8/31/2016 | 11:37 | 58,634 | 13,605 | 23% |
| 7/31/2016 | 10:58 | 51,669 | 11,197 | 22% |
| 6/30/2016 | 13:05 | 59,614 | 18,478 | 31% |
| 5/31/2016 | 9:50 | 55,787 | 13,362 | 24% |
| 4/30/2016 | 8:49 | 52,598 | 8,688 | 17% |
| 3/31/2016 | 9:27 | 60,272 | 12,624 | 21% |
| 2/28/2016 | 10:13 | 54,950 | 10,736 | 20% |
| 1/31/2016 | 15:19 | 70,898 | 28,071 | 40% |

Data Details: Beginning 4/21/2019, all OFI incoming calls are handled by staff assigned to an OFI Call Center in Wilton, Maine. Prior to April 2019 all calls, included incoming calls were distributed to the following queues: Food Stamp Interview, General Eligibility, My Maine Connection, Provider Line, and TANF. Each of these queues was responded to by dedicated teams trained on specific topics.

Data Source: Avaya Call Manager System (CMS)

Note: “Average Speed of Answer” indicates the time it takes to speak with a live person. From that person, a caller may be redirected to a relevant staff person. Depending on call volume, this may require additional wait time.

Summary - Program and Policy Considerations

The Office for Family Independence (OFI) assists Maine people to meet their basic needs while supporting their path to independence and employment. OFI is made up of approximately 900 employees who determine eligibility for three main programs included in this report, TANF, Food Supplement benefits and MaineCare. OFI also offers several employment and training programs: ASPIRE for TANF recipients, FSET for Food Supplement recipients and HOPE for parents who are post-secondary students who don't also receive TANF or PaS benefits and services.

Since LD 1774 became law, OFI has moved forward with significant long-term program and policy changes that aim to further assist Maine's low-income residents. The list below is not exhaustive and does not include temporary flexibilities the Department has implemented due to the COVID-19 pandemic. It does include long term changes that have been implemented or will be implemented soon and aim to strengthen child and family economic security.

Food Supplement Benefits

Many program changes have been implemented statewide in the Food Supplement Program which will improve access to critical nutrition support and allow purchasing flexibility for recipients. The specific changes include:

Increased access to post-secondary students

Maine has eased access for post-secondary students to receive food supplement benefits. The majority of post-secondary students have been ineligible for food supplement benefits, with limited exceptions.³ The Department now offers students of community colleges to utilize a form available on the OFI website⁴ and upon request to the Department, to attest that a student is participating in a course of study that will lead to employment. This allows non-exempt students who attend community colleges ½ time or more to receive food supplement without meeting additional work requirements.

Changes to Asset Limits

Using its authority, the Administration removed a \$5,000 asset limit for food supplement households in which all adults are elderly (age 60 or over) or disabled. Under food supplement program rules an individual is considered disabled if they receive federal, state, or local income or Medicaid [10-144 CMR Ch. 301 § FS 999-1]⁵ based on a full disability finding. These households with assets greater than or equal to \$5,000 are now able to receive food supplement benefits, if otherwise eligible.

Additionally, during the 130th Legislature, the asset limit was removed by the Legislature for all SNAP participants under [Resolves 2021, Ch. 115](#). The Department is working to implement this change now.

Online purchasing

Maine food supplement recipients are now able to purchase eligible items online. Benefit recipients can order food items sold and shipped by Amazon and Amazon Fresh. Recipients are also able to use their benefits for delivery or curbside pickup at Wal-Mart, BJ's, Hannaford, and other retailers around the state. Shoppers can also visit their local BJ's, Hannaford, or Wal-Mart store online to make purchases and find out what pick-up or delivery options are available near them. Delivery costs cannot be paid for food supplement benefit. The Department is encouraged to know that other grocery retailers, local to Maine, are also reaching out to the United States Department of Agriculture (USDA) to take steps for approval for future online purchasing options. This shopping method is critical during the current pandemic to ensure the safety of vulnerable food supplement recipients, but also promotes long term equitable and safe shopping options into the future.

³ 10-144 CMR Ch. 301 §FS 444-7 <https://www.maine.gov/sos/cec/rules/10/144/144c301.docx>

⁴ https://www.maine.gov/dhhs/sites/main.gov.dhhs/files/inline-files/Community-College-Verification-Form%20v4_0.pdf

⁵ <https://www.maine.gov/sos/cec/rules/10/144/144c301.docx>

Suspension of work requirements

Due to high unemployment and economic conditions in the state, Maine was approved for a statewide waiver allowing non-exempt adults ages 18-59 to receive food supplement benefits without work or volunteer requirements in federal fiscal year (FFY) 2021. The Department plans to request annual waivers to continue this into the future.

MaineCare Eligibility

Several short- and long-term program changes have been implemented statewide in the MaineCare Program which will improve access to critical health care.

MaineCare Expansion

Governor Mills' first Executive Order directed the Department of Health and Human Services to implement MaineCare (Medicaid) expansion under the Affordable Care Act. This expansion ensures that more adults in Maine have access to health care coverage and services to ensure they can live healthy and stable lives. In August 2021, over 81,950 people were actively enrolled through MaineCare expansion. Through June 2021, over 46,500 adults received mental health treatment and over 17,000 adults received substance use disorder treatment.

Expansion of presumptive eligibility

The Department is promulgating rules and finalizing procedures to provide short term coverage to families, children, pregnant women, and other income eligible adults. Presumptive eligibility allows trained medical providers to determine temporary eligibility based on statewide standards. The purpose of allowing medical providers to determine presumptive eligibility is to provide individuals with short term, immediate health care assistance with the goal of connecting them with ongoing health coverage.

Temporary Assistance for Needy Families (TANF)

Several program changes have been implemented statewide in the TANF Program which will increase financial supports for parents and their children. These changes provide access to financial support for non-traditional families and support a gradual termination of benefits for working parents. Recent work also adds family centered services aimed at improving the well-being of both children and their parents.

Changes include:

- **Elimination of the Full Family Sanction:** In the first session of the 130th Legislature, the Department submitted, in partnership with sponsor Rep. Michele Meyer and co-sponsor Sen. Marianne Moore, a bill to eliminate what is known as the "full family sanction." This change ensures that if an adult member of the household is not compliant with program requirements, only the benefit for that adult are terminated. With this change, children and compliant adults will no longer be penalized for non-compliance of others on the case. This will ensure access to support for basic needs for children and family members who comply with the program requirements.
- **Enhanced earned income disregards:** A new earned income disregard, known as the Step Earned Income Disregard, supports employed TANF recipients during their transition towards independence from cash benefits. The Step Earned Income Disregard is available to employed participants for up to six months. The disregard is broken down into two steps. The first step disregards one hundred percent (100%) of earned income for three months per individual when determining their monthly TANF cash benefit amount. The second step disregards seventy-five percent (75%) of earned income for three months per individual when determining their monthly TANF cash benefit amount. The new disregards can allow for families to accept new employment with a more gradual reduction in their TANF assistance. This temporary and gradual decline of TANF support minimizes the impact the termination of benefits has on families.
- **Additional extension to the TANF 60-month lifetime limit:** The Step Earnings Extension was created for families who reach their 60th month of TANF receipt while their monthly cash benefit is calculated using a Step Earned Income Disregard. The family is automatically determined eligible for the Step Earnings Extension, which supports a gradual transition from the receipt of TANF benefits.

- **Expanded definition of eligible adult:** TANF program language was updated to allow for families that include Legal Guardians and Indian Custodians, who do not have a blood relation to the child(ren) in their care, to potentially receive TANF for the family.
- **Whole Family Services:** The Department is currently negotiating with 11 agencies across the state to provide two generational family services based on a family-centered coaching service model. These new contract providers will prioritize goals to improve the family's economic stability, in agreement with the family and will provide a Family Coach who will provide and coordinate wraparound supports through partnership with a variety of programs and service agencies. Pursuant to 22 MRS §3769-G⁶, the Department shall fund these supports at \$2 million annually through the TANF federal block grant. The Department has been provided technical assistance from national whole family services experts with the support of the J.T. Gorman Foundation.

General Assistance

Expanded definition of homelessness and increased supports

The term homelessness was defined in General Assistance (GA) statute to eliminate confusion as to what constitutes a homeless applicant. With this change, homelessness was also included within the definition of Emergency. These modifications provide clarity for GA Administrators and help to facilitate the GA application and assistance process for homeless individuals in Maine.

Employment and Training Programs

The Department expanded options and services within OFI's employment and training programs and developed a new program focused on supporting adults with their education and training goals.

Higher Opportunity through Pathways to Employment (HOPE)

January 2021 marked the one-year anniversary of the launch of the HOPE Program. The HOPE program is a workforce development program aimed at assisting low income parents with meeting their higher education goals. By offering financial supports for education-related costs and providing campus-based navigators, HOPE helps parents access and complete valuable training and education for various occupations. During the 130th Legislative session, the program cap was increased to 800 participants and HOPE currently has over 350 active participants. HOPE's first eight graduates celebrated their successes in May of 2020. The program has a total of 97 graduates to date. HOPE's graduates have enhanced skills that allow them to become more competitive in the workforce and provide Maine's employers with exemplary candidates for employment and promotion.

Food Supplement Employment and Training (FSET)

The FSET program is a voluntary employment and training program for adult food supplement recipients. The program offers food supplement recipients the opportunity to receive additional education, job training and supports to get a better paying job. This program is offered throughout the entire state and services are provided by a multitude of local service providers and is expanding annually. This past year the program expanded to ensure services are offered consistently across the state. The program also expanded to offer support for students pursuing a bachelor's degree in addition to those studying for associate degree or another post-secondary credential. This addition aligns FSET with the Maine DOL's Competitive Skills Scholarship Program (CSSP), which is a valuable partner with FSET.

Maine is the second SNAP agency nationally to be approved by FNS to provide job retention services to FSET participants for up to 365 days after the start of employment, rather than the previous limit of 90 days. This allows longer term employment support for those who had received or still are in receipt of FSP benefits. FSET job retention services include mentoring towards long term employment and promotion while continuing financial supports with things like child-care, transportation, work clothing and tools.

⁶ <http://legislature.maine.gov/statutes/22/title22sec3769-G.html>

Other Multi-Program Initiatives

The Department is dedicating resources towards improving the client experience when accessing needed services and benefits. These exciting technology enhancements and projects include:

Resource Dashboard – Benefits Cliff Calculator

The Department has entered into an agreement with the Federal Reserve Bank of Atlanta (Atlanta Fed) to develop and provide a state specific Family Resources Dashboard and a Family Financial Planner tool. The Atlanta Fed has developed an interactive tool called the Dashboard that depicts wages along select career pathways to indicate barriers presented by benefits cliffs. Through this agreement the Atlanta Fed is also developing a personalized Financial Planner, which is intended for more intensive career and financial counseling of families with low income. The Financial Planner allows users to create individually customized career paths which considers benefits, taxes, and expenses over time. The Dashboard and Financial Planner also calculate the net returns to the taxpayer from career advancement. The new Maine-specific tools, which will be available in 2021, will project benefits cliffs and paths to self-sufficiency for in-demand occupations and industries in all Maine workforce development regions. DOL is an eager and critical partner in the development and planned rollout of these tools.

Pre-release applications from justice-involved individuals

Pursuant to MRS §3104 (17)⁷ Maine allows justice involved individuals to apply for MaineCare and food supplement benefits up to 30 days prior to release from incarceration. DHHS and the Department of Corrections (DOC) have worked closely together to improve justice-involved individuals' access to these applications and services. This early preparation is critical to the support a stable release by ensuring access to health care services and supplying nutrition assistance.

Notice of Decision modernization

OFI engaged in a multiple month project to update our Notice of Decision (NOD), which is the letter that is issued from ACES to applicants and recipients upon any eligibility decision. The NOD has been completely modified, including a chart for quick understanding of what benefits are open in the household and what household members are receiving benefits. The language was assessed for readability, as well as the formats. The logic used to create and populate the NOD has been tested through multiple household composition scenarios to ensure its clear across all the benefit programs that OFI administers including MaineCare, SNAP and TANF.

Online services

OFI is working to replace the current My Maine Connection Portal with new client-centric services offering dynamic flows, self-service, mobile access, and document upload capability. In addition to client benefits, the Department will implement further integrations between the replacement product and the eligibility determination system ACES for enhanced client and staff experience and processing procedures, including auto client clearance methodologies and auto import of client reported data. Applicants and recipients will experience a dynamic communication flow which will only trigger relevant questions for the programs requested. There will be an increase to accessible data sources to reduce consumer burden in providing verifications for eligibility determinations, and ultimately an increase in automation of MAGI MaineCare eligibility determinations for quicker application, recertification, and change processing.

Future Initiatives

The Department looks forward to continuing to share updates on the initiatives listed above in the next annual report, as well as information on program and policy changes that are currently under development. These updates are expected to include:

- The addition of education navigator services for PaS participants, in addition to those services which are provided to HOPE participants currently,
- Preliminary results on the Whole Family Services contracts which are expected to start in July of 2021, Progress achieved on the replacement of the My Maine Connection tool; and

⁷ <http://legislature.maine.gov/statutes/22/title22sec3104.html>

- The expansion of transitional transportation services to employed families.

The Department has contracted with a national evaluation team at IMPAQ to provide an evaluation report on the impacts of TANF enhanced earnings disregards and the HOPE program on Maine families. IMPAQ is utilizing a qualitative and quantitative research approach which will result in an evaluation report, expected in 2022.

Acronyms and Definitions

| Acronyms | |
|-----------------|--|
| ACES | Automated Client Eligibility System |
| AG | Assistance Group |
| ASPIRE | Additional Support for People in Retraining and Employment |
| BUC | Bureau of Unemployment Compensation |
| COVID | Coronavirus Disease |
| COVID-19 | Coronavirus Disease of 2019 |
| CHIP | Children’s Health Insurance Program |
| CSSP | Competitive Skills Scholarship Program |
| CY | Calendar Year |
| DHHS | Department of Health and Human Services |
| DOL | Department of Labor |
| DSS | Decision Support System - (OMS Database for MaineCare claims and eligibility data) |
| FSET | Food Supplement Employment and Training |
| FNS | Food and Nutrition Services |
| FPL | Federal Poverty Level |
| FSP | Food Supplement Program |
| GA | General Assistance Program |
| HOPE | Higher Opportunities through Pathways to Employment |
| LIFT | Leveraging Investments so Families Can Thrive |
| MAGI | Modified Adjusted Gross Income |
| MC | MaineCare |
| MeCDC | Maine Center for Disease Control and Prevention |
| NOD | Notice of Decision |
| OFI | Office for Family Independence |
| OMS | Office of MaineCare Services |
| PaS | Parents as Scholars |
| SNAP | Supplemental Nutrition Assistance Program |
| SPIRIT | Successful Partners in Reaching Innovative Technology - (WIC Client Database) |
| SSDI | Social Security Disability Insurance |
| SSI | Supplemental Security Income for aged, blind, and disabled |
| TANF | Temporary Assistance for Needy Families |
| WIC | Women, Infants and Children Special Supplemental Food Program |

Definitions

Additional Support for People in Retraining and Employment (ASPIRE): The TANF employment and training program created by the Governor and the Maine Legislature in July 1988, to provide case management, education, training, support and employment services to help TANF recipients to find or create jobs in the local labor market [10-144 CMR Ch. 607]⁸

Automated Client Eligibility System (ACES): The database of information collected by the Office for Family Independence (OFI). The data within ACES is used by other OFI software to determine eligibility, create notices, and issue payments.

Calabrio: Telephony software for client call tracking

Children’s Health Insurance Program (CHIP): The state children’s health insurance program under Title XXI of the Social Security Act⁹. “Children’s health insurance program includes the Cub Care program, which is established in 22 MRS §3174-T¹⁰, the federal Children’s Health Insurance Program, or CHIP, and the federal State Children’s Health Insurance Program, or S-CHIP. [22 MRS §3174-W¹¹]

CubCare: The medical insurance offered to low-income children in the state of Maine pursuant to 22 MRS §3174-T.¹² Also known as CHIP, or the Children’s Health Insurance Program.

Federal Poverty Level (FPL): The nonfarm income official poverty line for a family of the size involved, as defined by the federal Office of Management and Budget and revised annually in accordance with the United States Omnibus Budget Reconciliation Act of 1981 [MRS §3762(1)(C)]¹³

Food Supplement: The federal supplemental nutrition assistance program administered by the State pursuant to section 3104. [PL 2019, c. 485, §1 (NEW).]¹⁴

General Assistance (GA): A service administered by a municipality for the immediate aid of persons who are unable to provide the basic necessities essential to maintain themselves or their families. A general assistance program provides a specific amount and type of aid for defined needs during a limited period and is not intended to be a continuing “grant-in-aid” or “categorical” welfare program. This definition shall not in any way lessen the responsibility of each municipality to provide general assistance to a person each time that the person has need and is found to be otherwise eligible to receive general assistance [22 MRS §4301].¹⁹

Leveraging Investments so Families Can Thrive (LIFT): LD 1774 An Act to Reduce Child Poverty by Leveraging Investments so Families Can Thrive.

MAGI MaineCare: Medicaid provided pursuant to Title II Subtitles A, B, C, and D, of the Patient Protection and Affordable Care Act of 2010 (PL 111-148)¹⁵

MaineCare (MC): The healthcare program in Maine which provides free and low-cost health insurance to Mainers who meet certain requirements, based on household composition and income. There are also additional options for people

⁸ <https://www.maine.gov/sos/cec/rules/10/144/144c607.docx>

⁹ https://www.ssa.gov/OP_Home/ssact/title21/2100.htm

¹⁰ <https://legislature.maine.gov/legis/statutes/22/title22sec3174-T.html>

¹¹ <https://legislature.maine.gov/legis/statutes/22/title22sec3174-X.html>

¹² <https://legislature.maine.gov/legis/statutes/22/title22sec3174-T.html>

¹³ <https://legislature.maine.gov/statutes/22/title22sec3762.html>

¹⁴ <http://legislature.maine.gov/ros/LawsOfMaine/breeze/Law/getDocById/?docId=65814>

¹⁵ <https://www.congress.gov/111/plaws/publ148/PLAW-111publ148.pdf> ?

with disabilities and certain health conditions, young adults who have been in foster care, and those who need long-term care.¹⁶

MaineRx: The prescription drug discount program Maine provides per PL 2003, c. 494¹⁷, and 22 MRS §2681¹⁸

Notice of Decision (NOD): The written or electronic correspondence to a household or individual seeking aid from OFI that includes the office's decision, reason for that decision, and the rights and responsibilities of the individual.

Parents as Scholars (PaS): A TANF funded support for needy students with dependent children under 22 MRS § 3789-E.¹⁹ These student parents must be matriculated in a two or four-year degree program at a post-secondary education institution.

Social Security Disability Insurance (SSDI): A federal entitlement program to support individuals who, previously, paid an adequate amount of payroll taxes and are now determined to be disabled administered under 42 USC §223 *et seq.*²⁰

Supplemental Nutrition Assistance Employment and Training (SNAP E and T): A workforce development program established in accordance with 7 USC 2015(d)(4)²¹ to serve Food Supplement recipients. In Maine this is referred to as the Food Supplement Employment and Training (FSET) Program.

Supplemental Security Income (SSI): Payments made by the federal government under 42 USC § 1381²² *et seq.* to individuals who are determined to be aged, blind, or disabled and meet certain financial means tests.

TANF: The Temporary Assistance for Needy Families program, under the United States Social Security Act, as amended by the Personal Responsibility Work Opportunity Reconciliation Act (PRWORA) (PL 104-193²³).

TANF Closed/Terminated: An individual has been determined to no longer be eligible for TANF benefits. TANF assistance will no longer be issued to the individual, but they may be able to receive transitional benefits [10-144 CMR Ch. 331]²⁴. Due to adverse notification requirements an individual may receive a notice of closure/termination and receive one final TANF monthly cash payment. In this situation the TANF case is determined closed/terminated following the last day of the month of the final benefit.

Unsubsidized Employment: Working for wages or salary where no part of that compensation is paid in full or in part, or is reimbursed to the employer in full or in part by a job placement or training program paid for in full or in part by federal, state, or local government funds.

WIC: The Women, Infants and Children Special Supplemental Food Program is run by the Maine Center for Disease Control and Prevention and is described in 22 MRS §3107²⁵. [PL 2019, c. 485, §1 (NEW).]²⁶

¹⁶ <https://www.maine.gov/dhhs/ofi/programs-services/health-care-assistance>

¹⁷ <https://legislature.maine.gov/statutes/22/title22sec2681.pdf>

¹⁸ <https://legislature.maine.gov/legis/statutes/22/title22sec2681.html>

¹⁹ <https://legislature.maine.gov/legis/statutes/22/title22sec3790.html>

²⁰ https://www.ssa.gov/OP_Home/ssact/title02/0223.htm

²¹ <https://uscode.house.gov/view.xhtml?path=/prelim@title7/chapter51&edition=prelim>

²² <https://uscode.house.gov/view.xhtml?path=/prelim@title42/chapter7/subchapter16&edition=prelim>

²³ <https://www.congress.gov/104/plaws/publ193/PLAW-104publ193.pdf>

²⁴ <https://www.maine.gov/sos/cec/rules/10/144/144c331.docx>

²⁵ <https://legislature.maine.gov/statutes/22/title22sec3107.html>

²⁶ <http://legislature.maine.gov/ros/LawsOfMaine/breeze/Law/getDocById/?docId=65814>