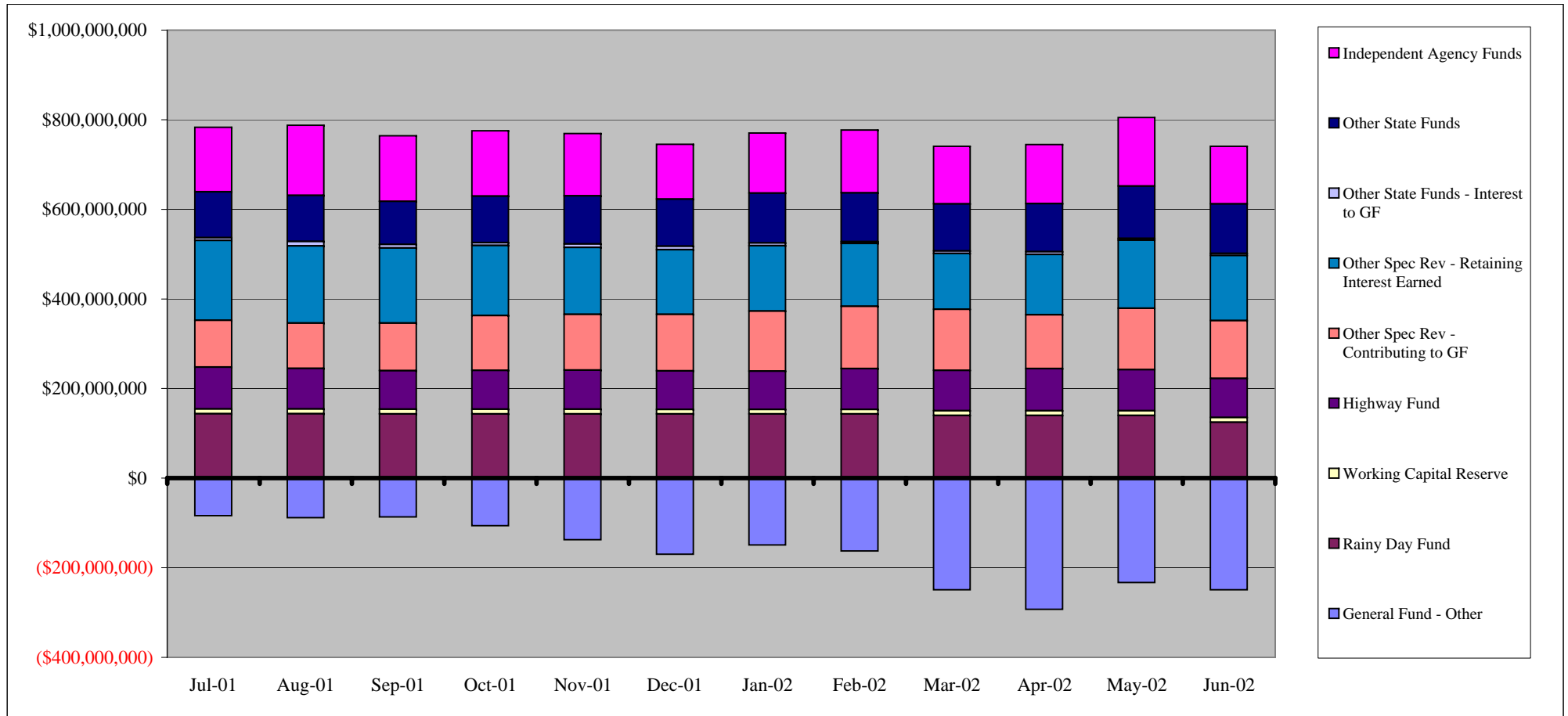


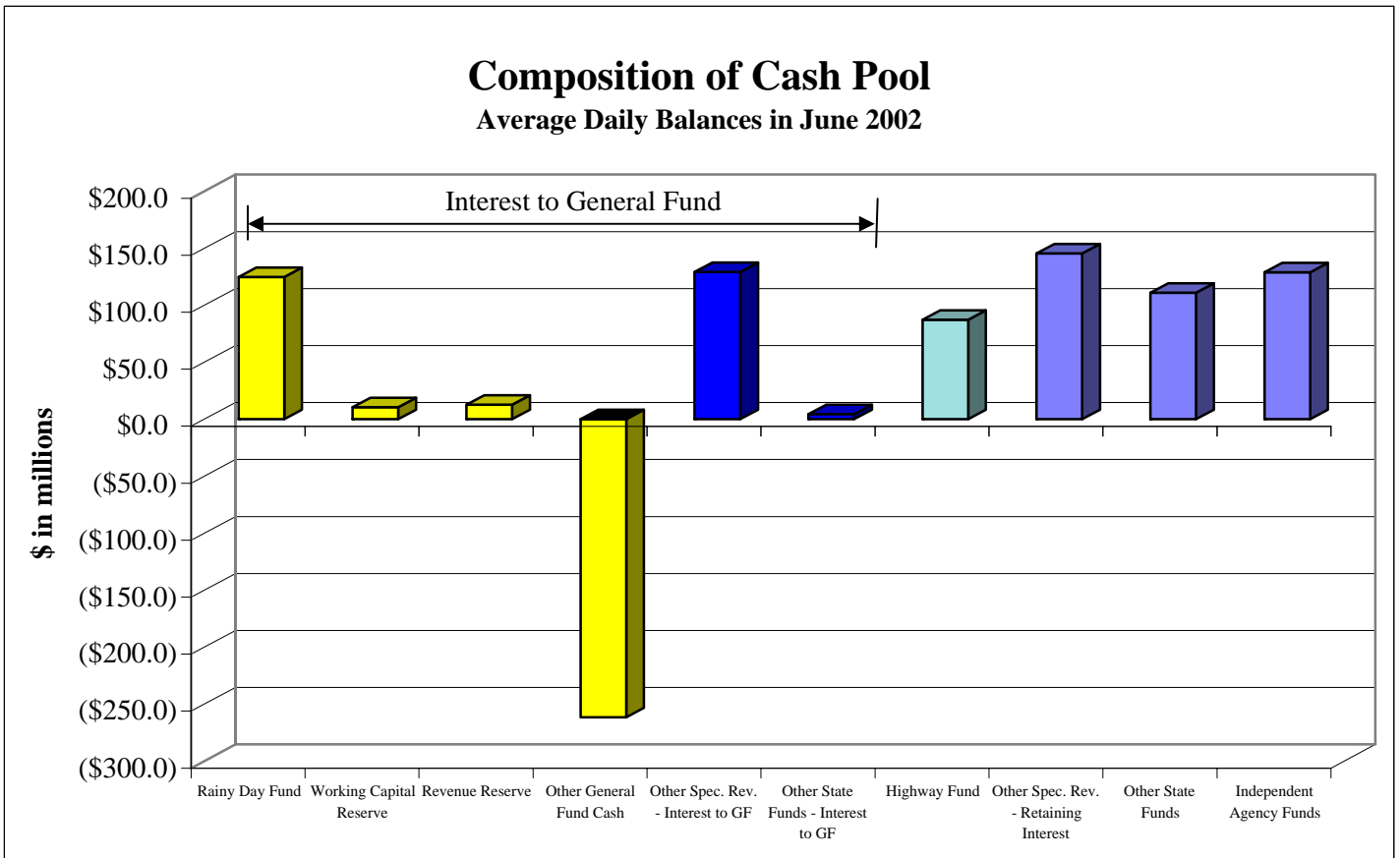
Cash Pool - Average Daily Balances by Month - Fiscal Year ending June 30, 2002 (FY02)

	Jul-01	Aug-01	Sep-01	Oct-01	Nov-01	Dec-01	Jan-02	Feb-02	Mar-02	Apr-02	May-02	Jun-02
General Fund - Total	70,340,160	65,977,756	67,025,581	47,572,330	16,137,051	(15,945,278)	4,707,204	(8,948,475)	(98,277,497)	(142,357,180)	(82,184,236)	(114,001,856)
General Fund - Detail												
General Fund - Other	(83,872,848)	(88,235,252)	(86,627,427)	(106,080,678)	(137,465,957)	(169,498,286)	(148,845,804)	(162,501,483)	(248,830,505)	(292,910,188)	(232,737,244)	(249,209,670)
Rainy Day Fund	143,713,008	143,713,008	143,153,008	143,153,008	143,103,008	143,053,008	143,053,008	143,053,008	140,053,008	140,053,008	140,053,008	124,707,813
Working Capital Reserve	10,500,000	10,500,000	10,500,000	10,500,000	10,500,000	10,500,000	10,500,000	10,500,000	10,500,000	10,500,000	10,500,000	10,500,000
Highway Fund	93,520,642	90,902,880	86,285,773	86,975,463	87,341,438	85,673,488	85,373,803	90,579,165	90,162,157	93,638,372	91,587,340	87,140,832
Other Spec Rev - Contributing to GF	104,452,140	101,109,091	106,330,225	122,196,957	124,654,076	126,588,865	134,130,573	139,439,853	135,982,980	120,167,279	136,725,821	129,157,636
Other Spec Rev - Retaining Interest Earned	178,339,345	171,938,171	167,476,276	156,773,752	149,316,958	143,943,970	145,527,993	140,306,037	124,750,403	134,691,634	152,158,719	145,315,519
Other State Funds - Interest to GF	6,119,120	9,951,793	8,062,516	5,932,692	7,567,247	7,906,523	6,254,731	3,841,482	5,651,051	6,131,882	4,197,337	4,423,650
Other State Funds	102,367,868	103,203,972	95,698,536	103,899,040	107,333,325	105,297,296	111,095,741	108,814,140	105,275,939	107,474,380	116,486,571	110,796,852
Independent Agency Funds	144,262,017	156,431,250	146,530,722	145,732,549	139,432,229	121,946,281	134,308,098	140,288,239	128,111,906	131,708,358	153,449,481	128,746,691
Total Cash Pool	699,401,293	699,514,913	677,409,628	669,082,783	631,782,325	575,411,144	621,398,144	614,320,441	491,656,940	451,454,724	572,421,034	491,579,323



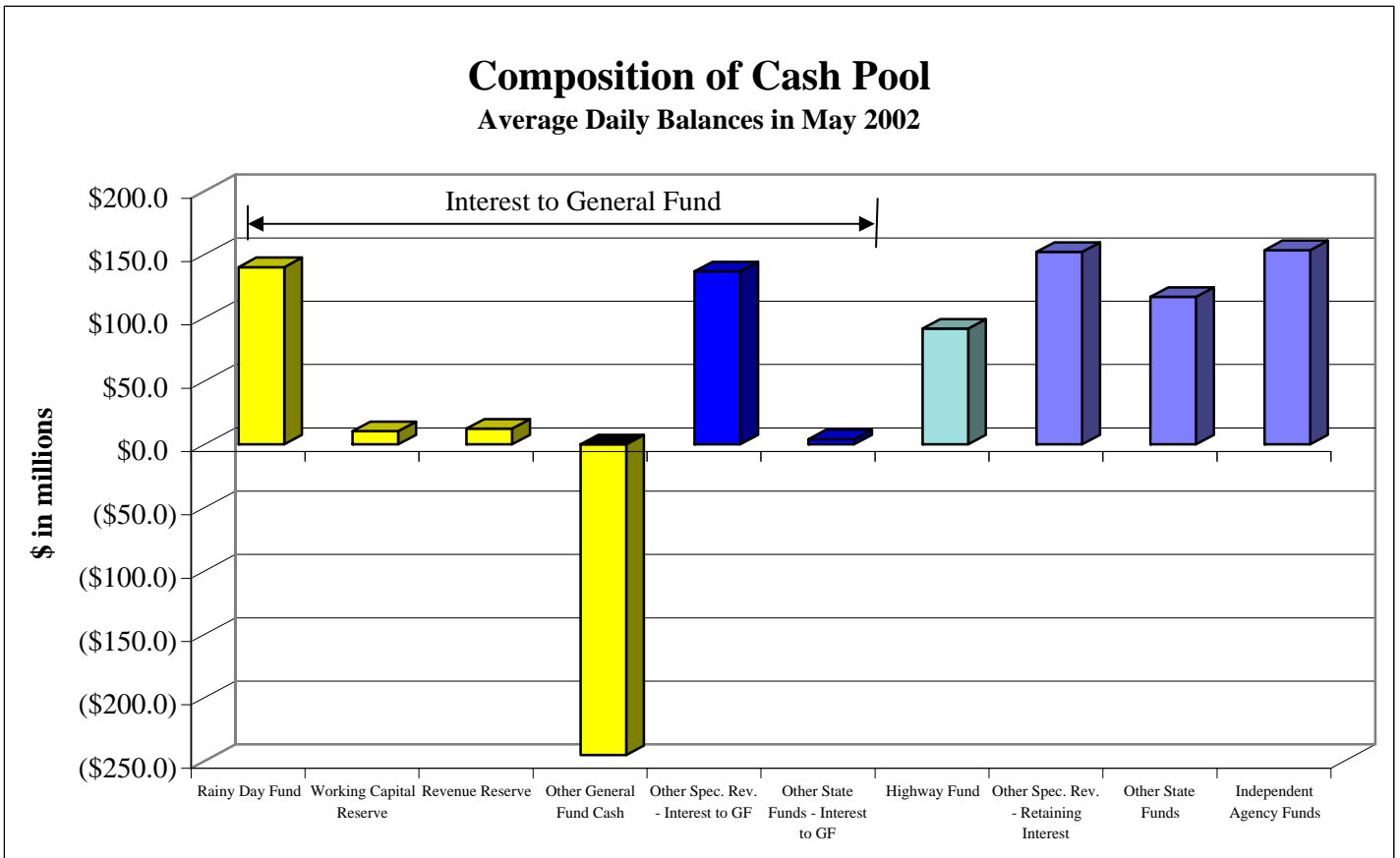
Composition of State's Cash Pool June 2002 Average Daily Balances

	June 2002
General Fund - Total	(\$114,001,856)
General Fund - Detail	
Rainy Day Fund	\$124,707,813
Working Capital Reserve	\$10,500,000
Revenue Reserve	\$12,557,435
General Fund - Other	(\$261,767,104)
Highway Fund	\$87,140,832
Other Special Revenue - Contributing to General Fund	\$129,157,636
Other Special Revenue - Retaining Interest Earned	\$145,315,519
Other State Funds - Contributing Interest to General Fund	\$4,423,650
Other State Funds	\$110,796,852
Independent Agency Funds	\$128,746,691
Total Cash Pool	\$491,579,323



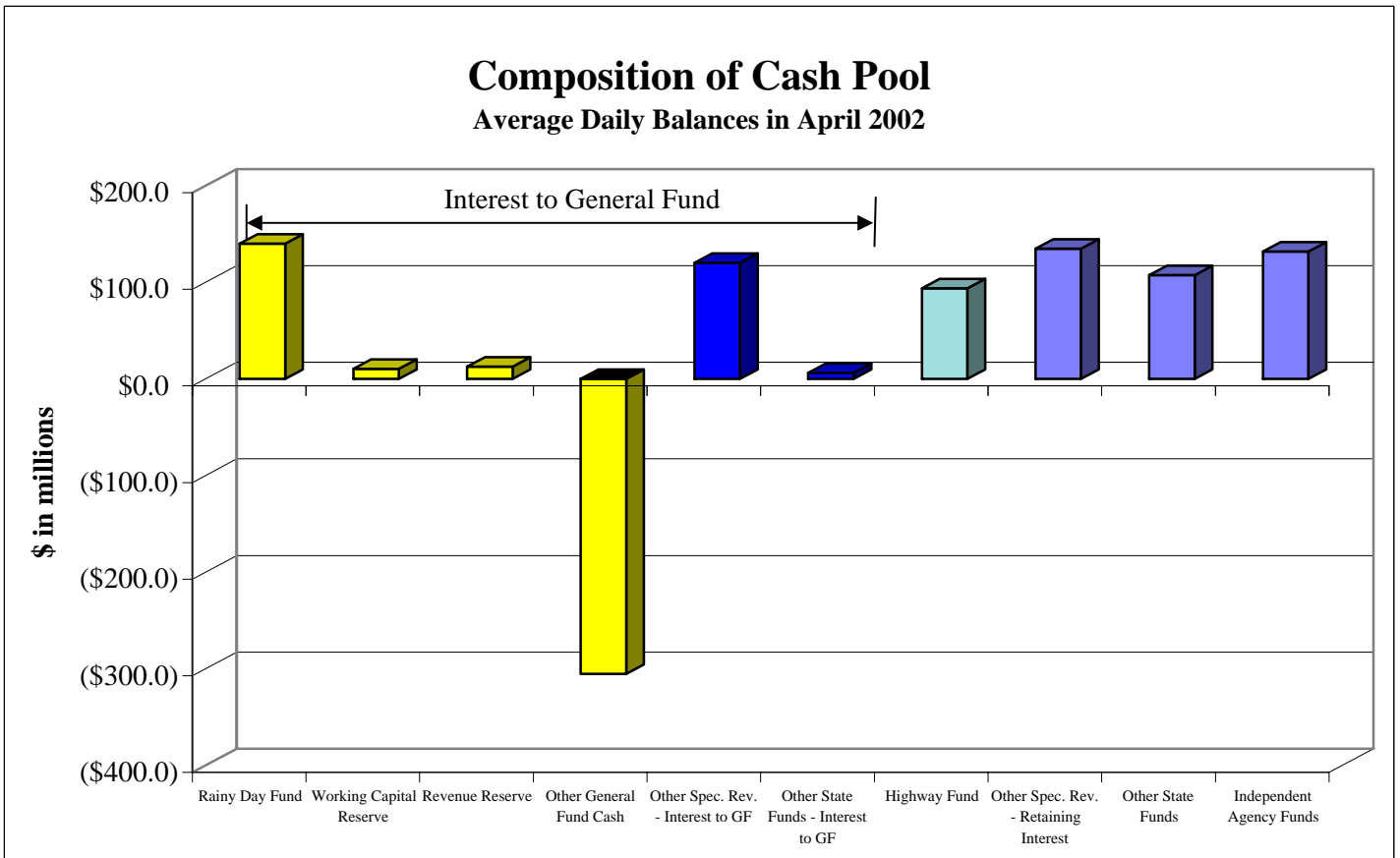
Composition of State's Cash Pool May 2002 Average Daily Balances

	May 2002
General Fund - Total	(\$82,184,236)
General Fund - Detail	
Rainy Day Fund	\$140,053,008
Working Capital Reserve	\$10,500,000
Revenue Reserve	\$12,557,435
General Fund - Other	(\$245,294,678)
Highway Fund	\$91,587,340
Other Special Revenue - Contributing to General Fund	\$136,725,821
Other Special Revenue - Retaining Interest Earned	\$152,158,719
Other State Funds - Contributing Interest to General Fund	\$4,197,337
Other State Funds	\$116,486,571
Independent Agency Funds	\$153,449,481
Total Cash Pool	\$572,421,034



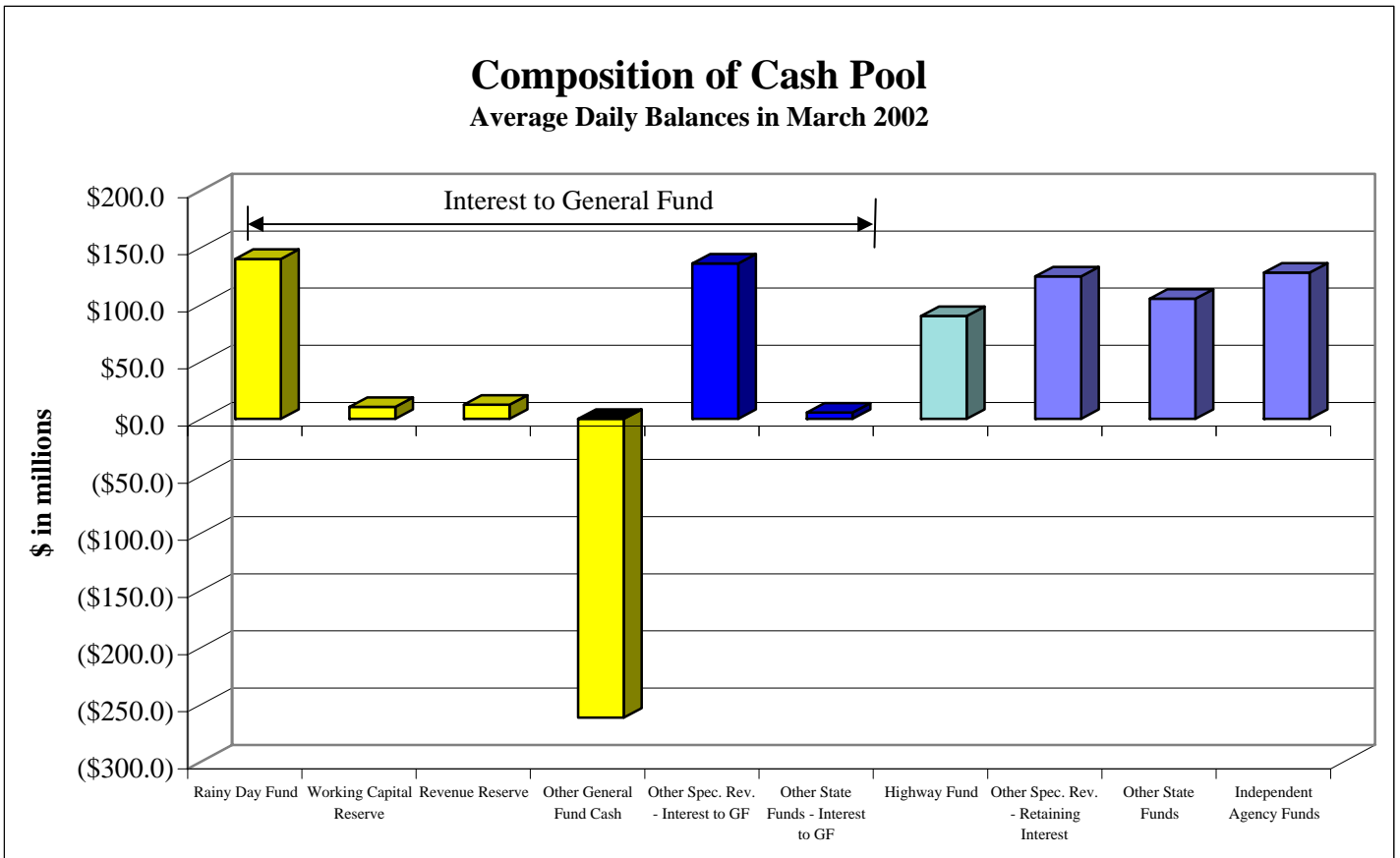
Composition of State's Cash Pool April 2002 Average Daily Balances

	April 2002
General Fund - Total	(\$142,357,180)
General Fund - Detail	
Rainy Day Fund	\$140,053,008
Working Capital Reserve	\$10,500,000
Revenue Reserve	\$12,557,435
General Fund - Other	(\$305,467,623)
Highway Fund	\$93,638,372
Other Special Revenue - Contributing to General Fund	\$120,167,279
Other Special Revenue - Retaining Interest Earned	\$134,691,634
Other State Funds - Contributing Interest to General Fund	\$6,131,882
Other State Funds	\$107,474,380
Independent Agency Funds	\$131,708,358
Total Cash Pool	\$451,454,724



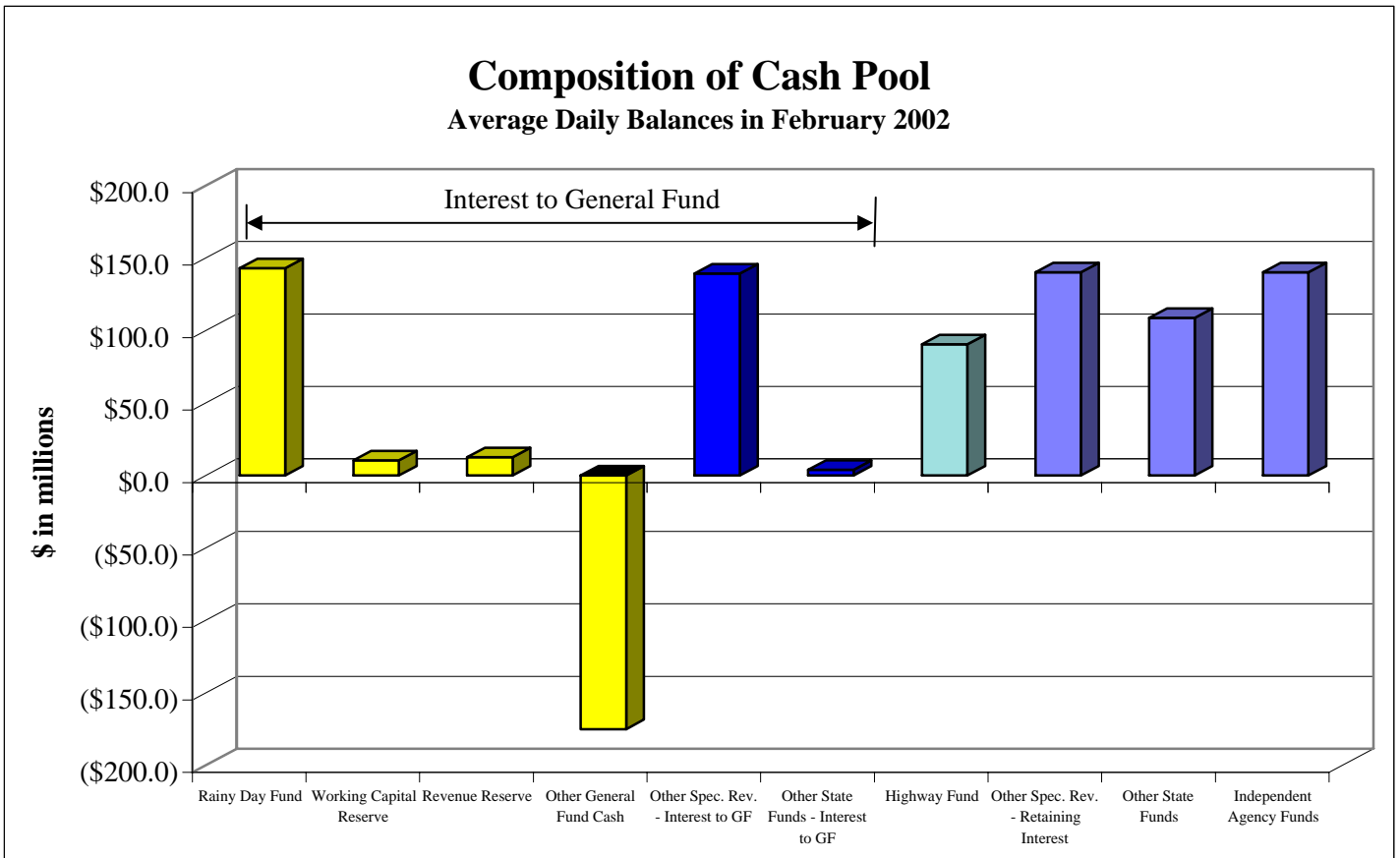
Composition of State's Cash Pool March 2002 Average Daily Balances

March 2002	
General Fund - Total	(\$98,277,497)
General Fund - Detail	
Rainy Day Fund	\$140,053,008
Working Capital Reserve	\$10,500,000
Revenue Reserve	\$12,557,435
General Fund - Other	(\$261,387,940)
Highway Fund	\$90,162,157
Other Special Revenue - Contributing to General Fund	\$135,982,980
Other Special Revenue - Retaining Interest Earned	\$124,750,403
Other State Funds - Contributing Interest to General Fund	\$5,651,051
Other State Funds	\$105,275,939
Independent Agency Funds	\$128,111,906
Total Cash Pool	\$491,656,940



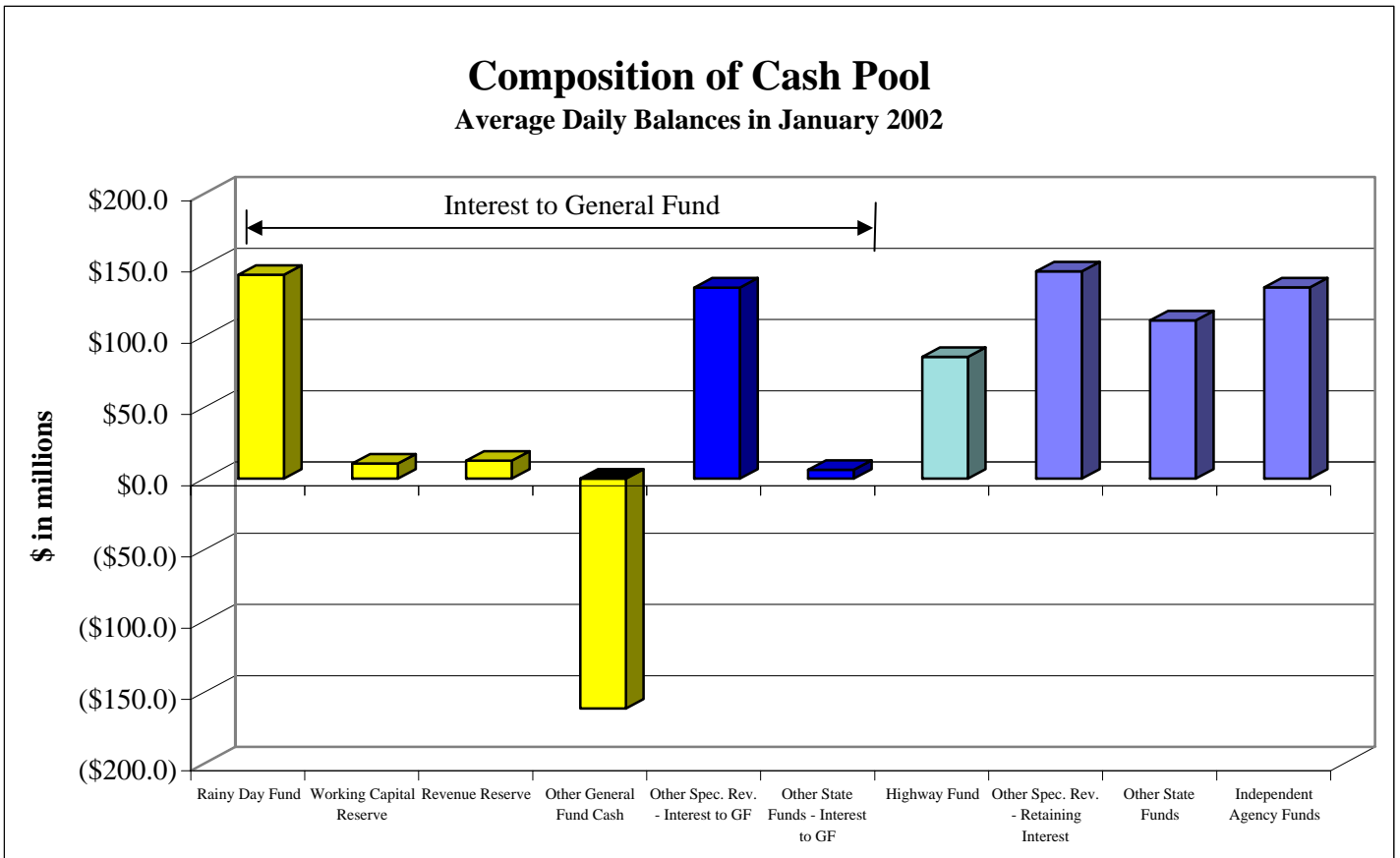
Composition of State's Cash Pool February 2002 Average Daily Balances

February 2002	
General Fund - Total	(\$8,948,475)
General Fund - Detail	
Rainy Day Fund	\$143,053,008
Working Capital Reserve	\$10,500,000
Revenue Reserve	\$12,557,435
General Fund - Other	(\$175,058,918)
Highway Fund	\$90,579,165
Other Special Revenue - Contributing to General Fund	\$139,439,853
Other Special Revenue - Retaining Interest Earned	\$140,306,037
Other State Funds - Contributing Interest to General Fund	\$3,841,482
Other State Funds	\$108,814,140
Independent Agency Funds	\$140,288,239
Total Cash Pool	\$614,320,441



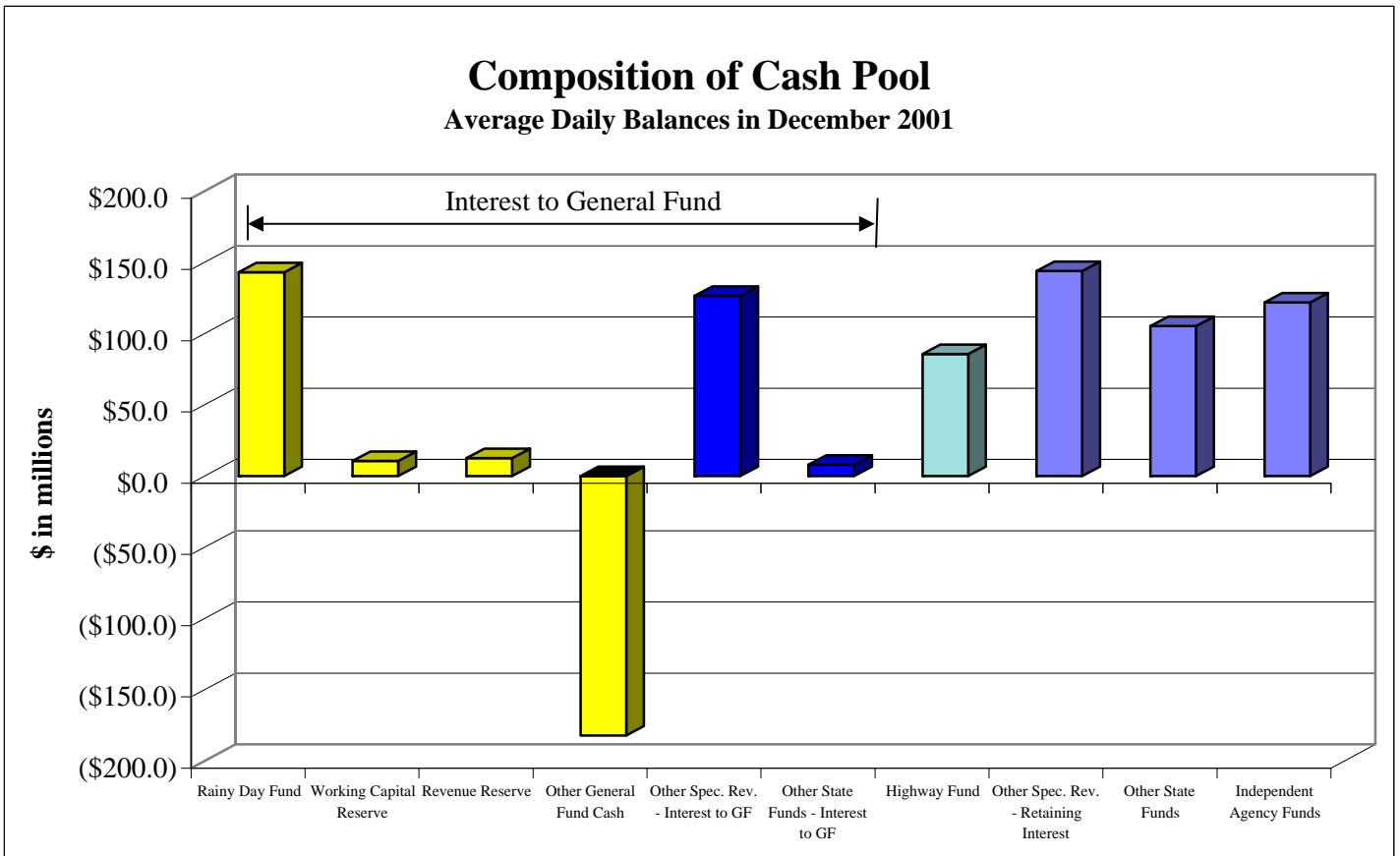
Composition of State's Cash Pool January 2002 Average Daily Balances

January 2002	
General Fund - Total	\$4,707,204
General Fund - Detail	
Rainy Day Fund	\$143,053,008
Working Capital Reserve	\$10,500,000
Revenue Reserve	\$12,557,435
General Fund - Other	(\$161,403,238)
Highway Fund	\$85,373,803
Other Special Revenue - Contributing to General Fund	\$134,130,573
Other Special Revenue - Retaining Interest Earned	\$145,527,993
Other State Funds - Contributing Interest to General Fund	\$6,254,731
Other State Funds	\$111,095,741
Independent Agency Funds	\$134,308,098
Total Cash Pool	\$621,398,144



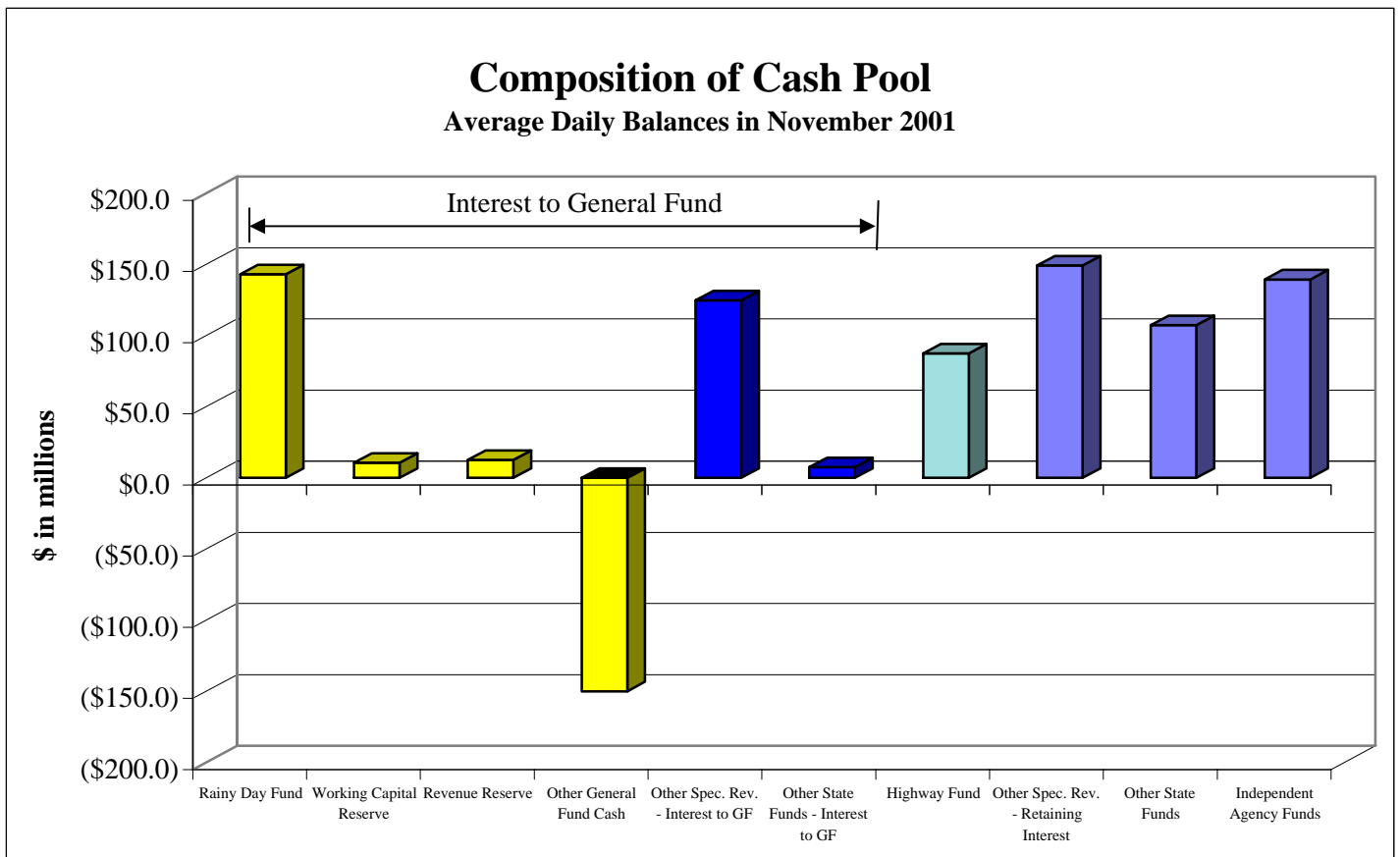
Composition of State's Cash Pool December 2001 Average Daily Balances

December 2001	
General Fund - Total	(\$15,945,278)
General Fund - Detail	
Rainy Day Fund	\$143,053,008
Working Capital Reserve	\$10,500,000
Revenue Reserve	\$12,557,435
General Fund - Other	(\$182,055,721)
Highway Fund	\$85,673,488
Other Special Revenue - Contributing to General Fund	\$126,588,865
Other Special Revenue - Retaining Interest Earned	\$143,943,970
Other State Funds - Contributing Interest to General Fund	\$7,906,523
Other State Funds	\$105,297,296
Independent Agency Funds	\$121,946,281
Total Cash Pool	\$575,411,144



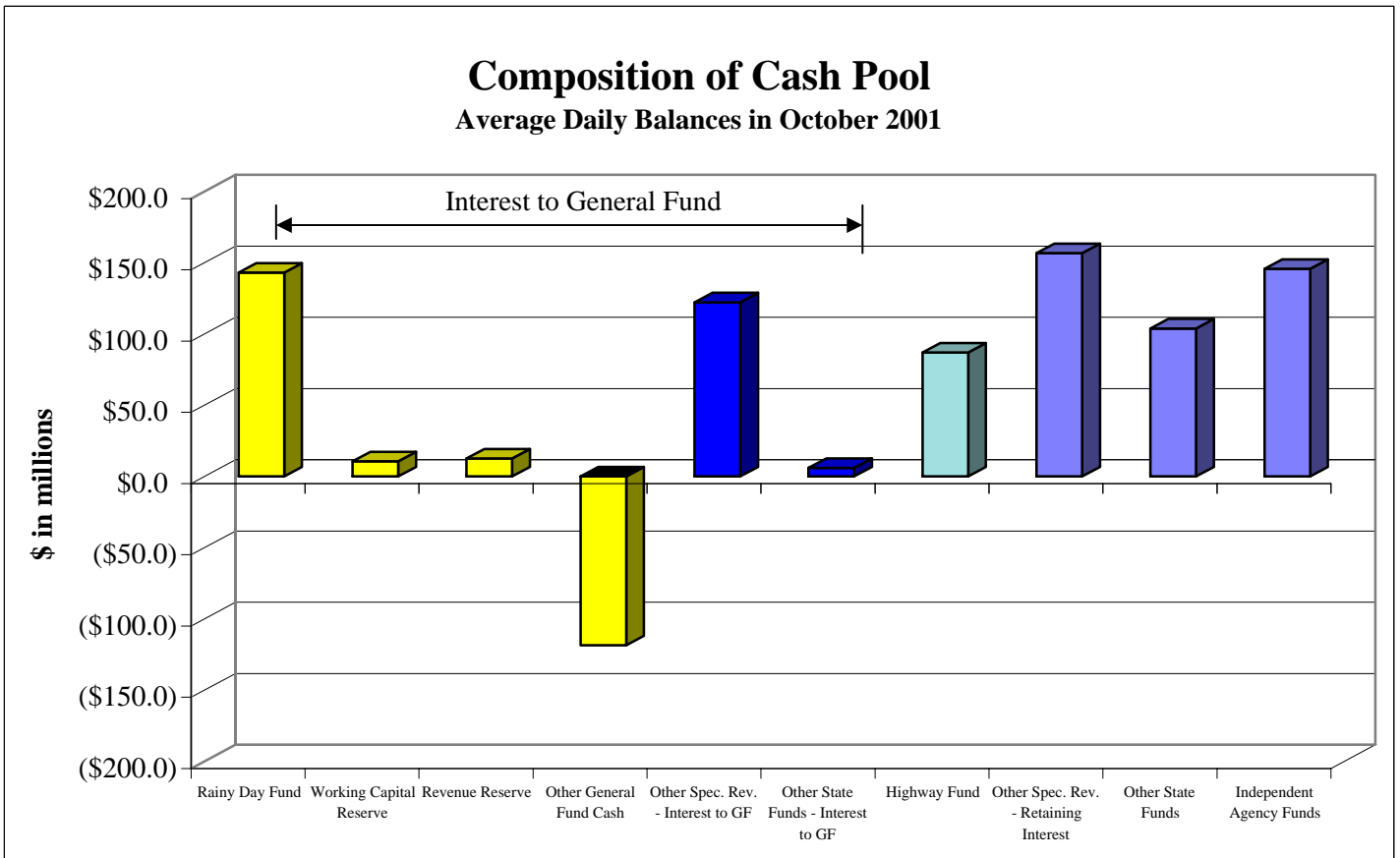
Composition of State's Cash Pool November 2001 Average Daily Balances

	November 2001
General Fund - Total	\$16,137,051
General Fund - Detail	
Rainy Day Fund	\$143,103,008
Working Capital Reserve	\$10,500,000
Revenue Reserve	\$12,557,435
General Fund - Other	(\$150,023,392)
Highway Fund	\$87,341,438
Other Special Revenue - Contributing to General Fund	\$124,654,076
Other Special Revenue - Retaining Interest Earned	\$149,316,958
Other State Funds - Contributing Interest to General Fund	\$7,567,247
Other State Funds	\$107,333,325
Independent Agency Funds	\$139,432,229
Total Cash Pool	\$631,782,325



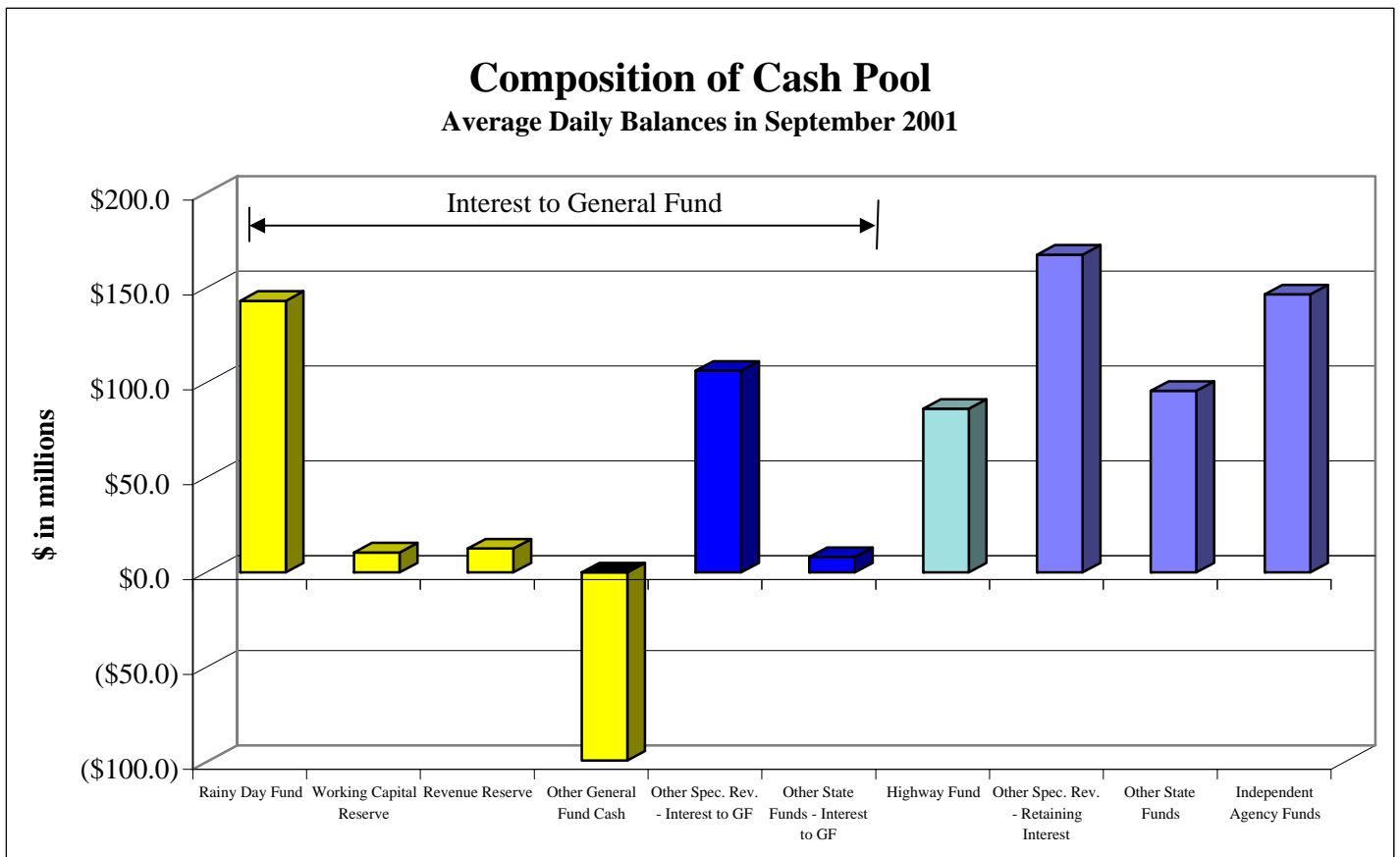
Composition of State's Cash Pool October 2001 Average Daily Balances

	October 2001
General Fund - Total	\$47,572,330
General Fund - Detail	
Rainy Day Fund	\$143,153,008
Working Capital Reserve	\$10,500,000
Revenue Reserve	\$12,557,435
General Fund - Other	(\$118,638,113)
Highway Fund	\$86,975,463
Other Special Revenue funds - Contributing to General Fund	\$122,196,957
Other Special Revenue funds - Retaining Interest Earned	\$156,773,752
Other State Funds - Contributing Interest to General Fund	\$5,932,692
Other State Funds	\$103,899,040
Independent Agency Funds	\$145,732,549
Total Cash Pool	\$669,082,783



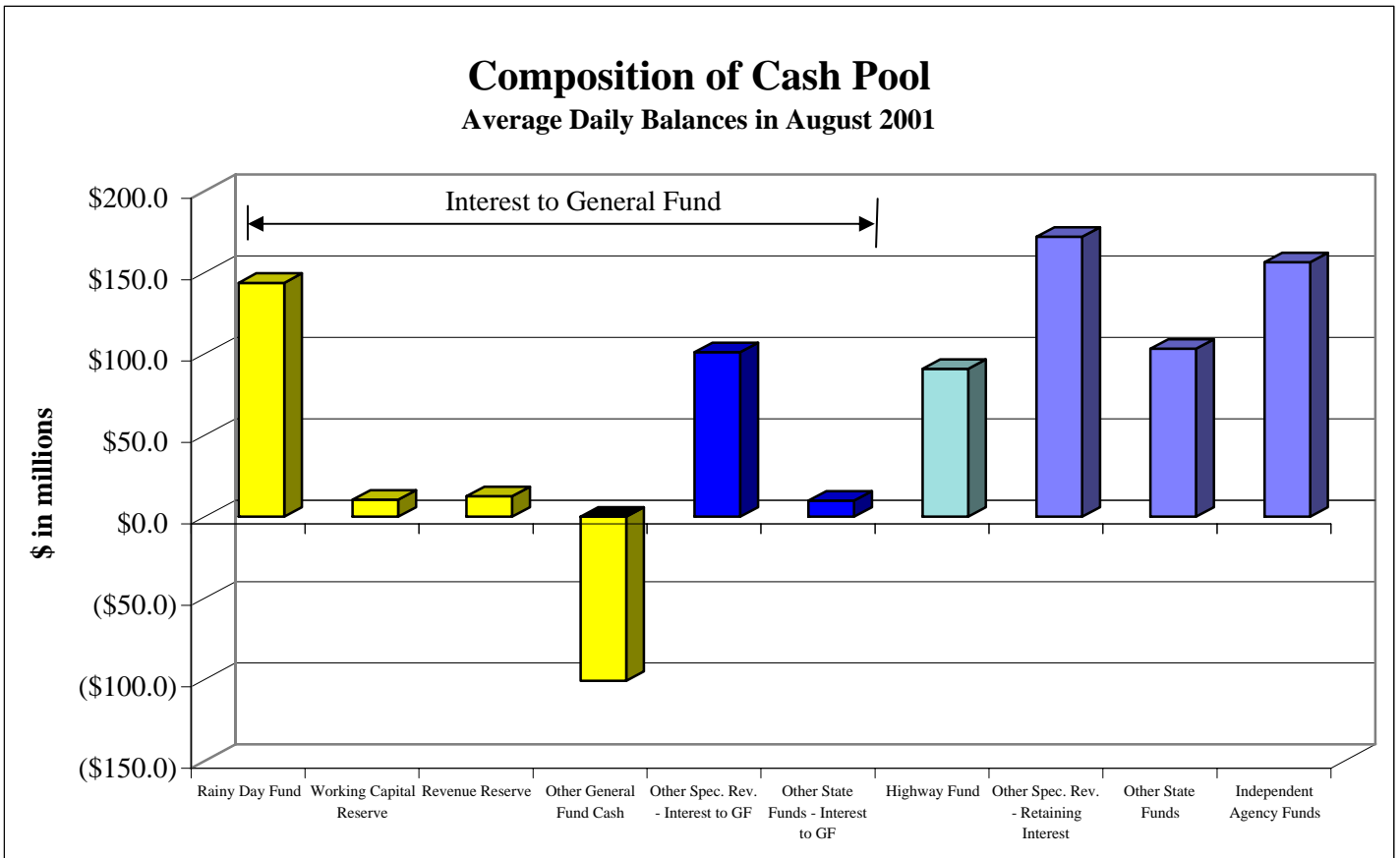
Composition of State's Cash Pool September 2001 Average Daily Balances

	September 2001
General Fund - Total	\$67,025,581
General Fund - Detail	
Rainy Day Fund	\$143,153,008
Working Capital Reserve	\$10,500,000
Revenue Reserve	\$12,557,435
General Fund - Other	(\$99,184,862)
Highway Fund	\$86,285,773
Other Special Revenue - Contributing to General Fund	\$106,330,225
Other Special Revenue - Retaining Interest Earned	\$167,476,276
Other State Funds - Contributing Interest to General Fund	\$8,062,516
Other State Funds	\$95,698,536
Independent Agency Funds	\$146,530,722
Total Cash Pool	\$677,409,628



Composition of State's Cash Pool August 2001 Average Daily Balances

	August 2001
General Fund - Total	\$65,977,756
General Fund - Detail	
Rainy Day Fund	\$143,713,008
Working Capital Reserve	\$10,500,000
Revenue Reserve	\$12,557,435
General Fund - Other	(\$100,792,687)
Highway Fund	\$90,902,880
Other Special Revenue - Contributing to General Fund	\$101,109,091
Other Special Revenue - Retaining Interest Earned	\$171,938,171
Other State Funds - Contributing Interest to General Fund	\$9,951,793
Other State Funds	\$103,203,972
Independent Agency Funds	\$156,431,250
Total Cash Pool	\$699,514,913



Composition of State's Cash Pool July 2001 Average Daily Balances

	July 2001
General Fund - Total	\$70,340,160
General Fund - Detail	
Rainy Day Fund	\$143,713,008
Working Capital Reserve	\$10,500,000
Revenue Reserve	\$12,557,435
General Fund - Other	(\$96,430,283)
Highway Fund	\$93,520,642
Other Special Revenue - Contributing to General Fund	\$104,452,140
Other Special Revenue - Retaining Interest Earned	\$178,339,345
Other State Funds - Contributing Interest to General Fund	\$6,119,120
Other State Funds	\$102,367,868
Independent Agency Funds	\$144,262,017
Total Cash Pool	\$699,401,293

