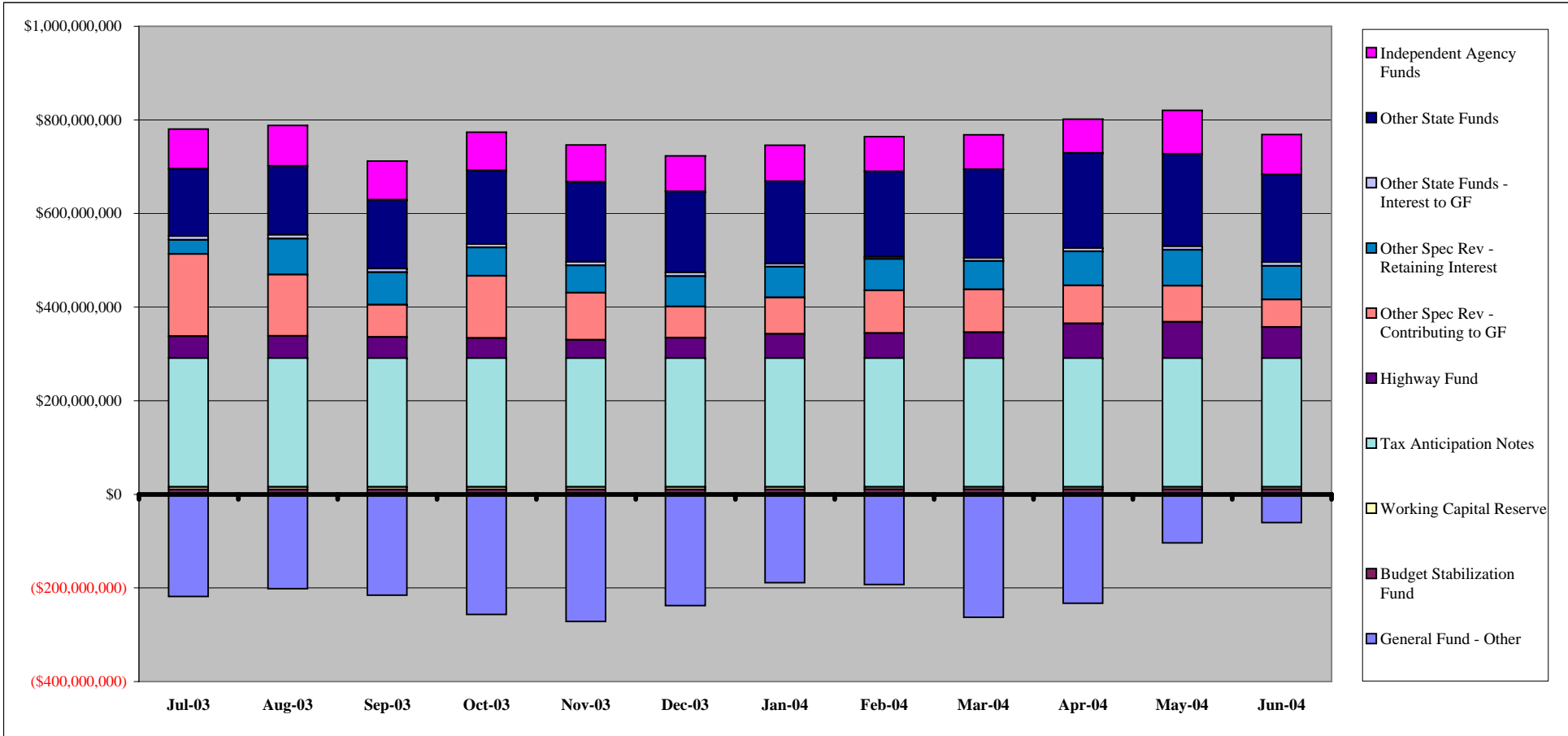


### Cash Pool - Average Daily Balances by Month - Fiscal Year ending June 30, 2004 (FY04)

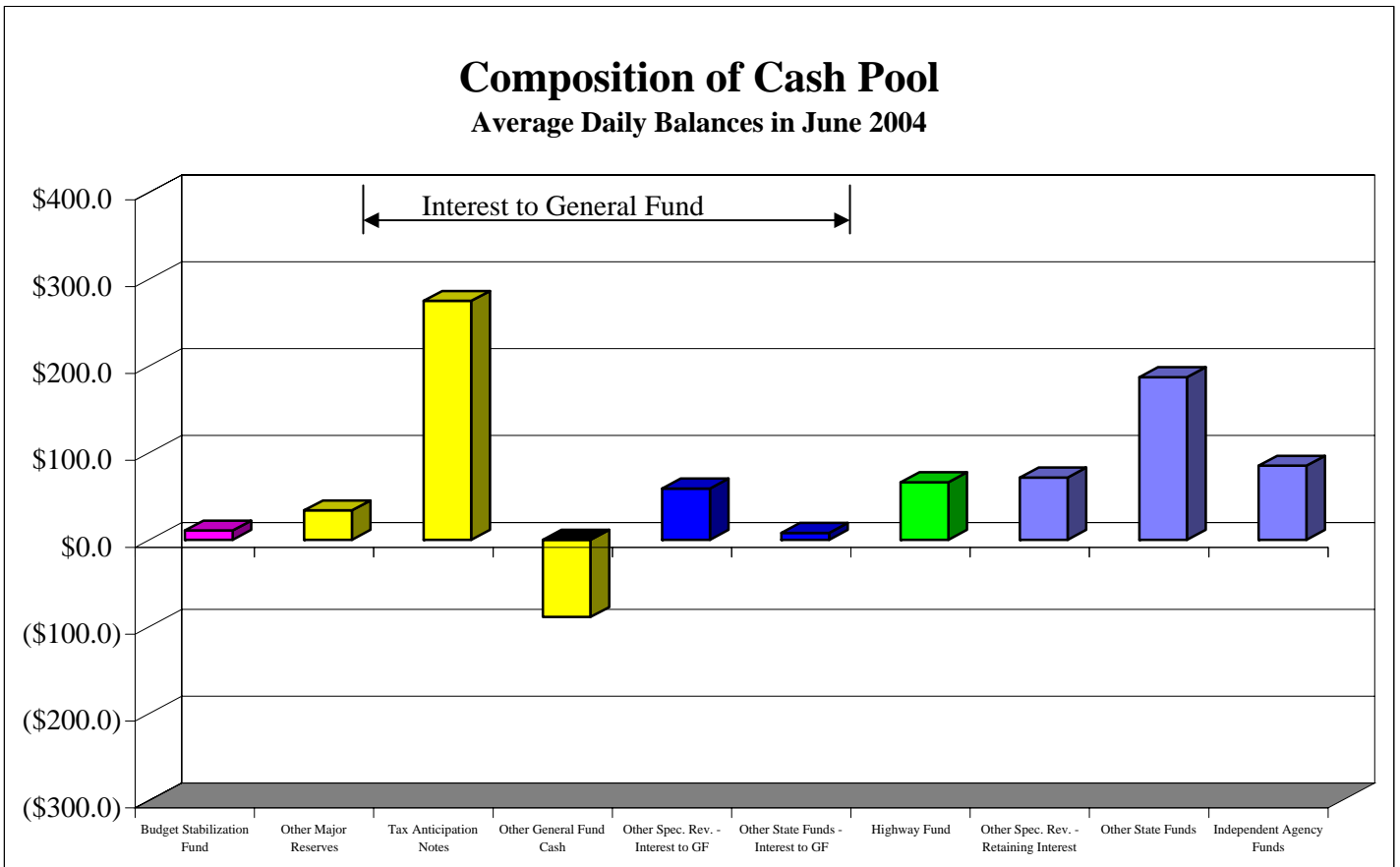
	Jul-03	Aug-03	Sep-03	Oct-03	Nov-03	Dec-03	Jan-04	Feb-04	Mar-04	Apr-04	May-04	Jun-04
General Fund (GF) - Total	72,882,860	89,455,418	75,153,578	34,217,215	19,439,262	53,276,365	102,366,015	98,074,532	28,159,256	58,244,974	187,291,734	230,686,854
General Fund - Detail												
General Fund - Other	(217,986,157)	(201,380,738)	(215,681,805)	(256,630,082)	(271,420,618)	(237,594,973)	(188,518,014)	(192,820,613)	(262,745,749)	(232,671,448)	(103,638,498)	(60,254,297)
Budget Stabilization Fund	10,579,345	10,546,485	10,545,710	10,557,625	10,570,207	10,581,666	10,594,357	10,605,472	10,615,334	10,626,750	10,640,560	10,651,479
Working Capital Reserve	5,289,672	5,289,672	5,289,672	5,289,672	5,289,672	5,289,672	5,289,672	5,289,672	5,289,672	5,289,672	5,289,672	5,289,672
Tax Anticipation Notes	275,000,000	275,000,000	275,000,000	275,000,000	275,000,000	275,000,000	275,000,000	275,000,000	275,000,000	275,000,000	275,000,000	275,000,000
Highway Fund	47,212,332	47,708,086	45,100,013	42,966,011	39,099,600	43,816,351	51,839,024	53,435,085	55,402,045	74,207,462	77,524,317	66,309,306
Other Spec Rev - Contributing to GF	175,213,579	131,156,332	69,258,565	132,914,402	100,437,935	66,614,177	77,806,385	91,423,687	91,644,963	80,931,957	77,421,220	59,002,784
Other Spec Rev - Retaining Interest	30,356,777	76,876,448	69,479,369	60,553,221	58,599,319	64,934,120	65,947,919	67,049,231	60,399,726	72,967,713	76,786,271	71,747,012
Other State Funds - Interest to GF	8,470,743	7,996,759	7,737,506	7,532,071	7,549,781	7,795,002	6,703,668	4,326,140	6,951,054	7,466,302	7,254,322	8,064,016
Other State Funds	142,963,770	146,907,929	146,700,620	157,414,361	171,114,394	172,889,528	175,600,662	182,507,064	189,125,193	202,782,621	196,896,189	187,200,874
Independent Agency Funds	85,200,370	86,574,369	82,740,063	81,608,486	78,928,510	76,074,355	77,403,389	74,351,193	73,837,426	72,438,787	93,474,453	85,375,856
Total Cash Pool	562,300,431	586,675,341	496,169,714	517,205,768	475,168,800	485,399,898	557,667,063	571,166,932	505,519,663	569,039,816	716,648,505	708,386,702



## Composition of State's Cash Pool June 2004 Average Daily Balances

	June 2004
General Fund - Total	\$230,686,854
General Fund - Detail	
Budget Stabilization Fund (Rainy Day Fund)	\$10,651,479
Other Major Reserves *	\$33,842,639
Tax Anticipation Notes	\$275,000,000
General Fund - Other	(\$88,807,264)
Highway Fund	\$66,309,306
Other Special Revenue - Contributing to General Fund	\$59,002,784
Other Special Revenue - Retaining Interest Earned	\$71,747,012
Other State Funds - Contributing Interest to General Fund	\$8,064,016
Other State Funds	\$187,200,874
Independent Agency Funds	\$85,375,856
<b>Total Cash Pool</b>	<b>\$708,386,702</b>

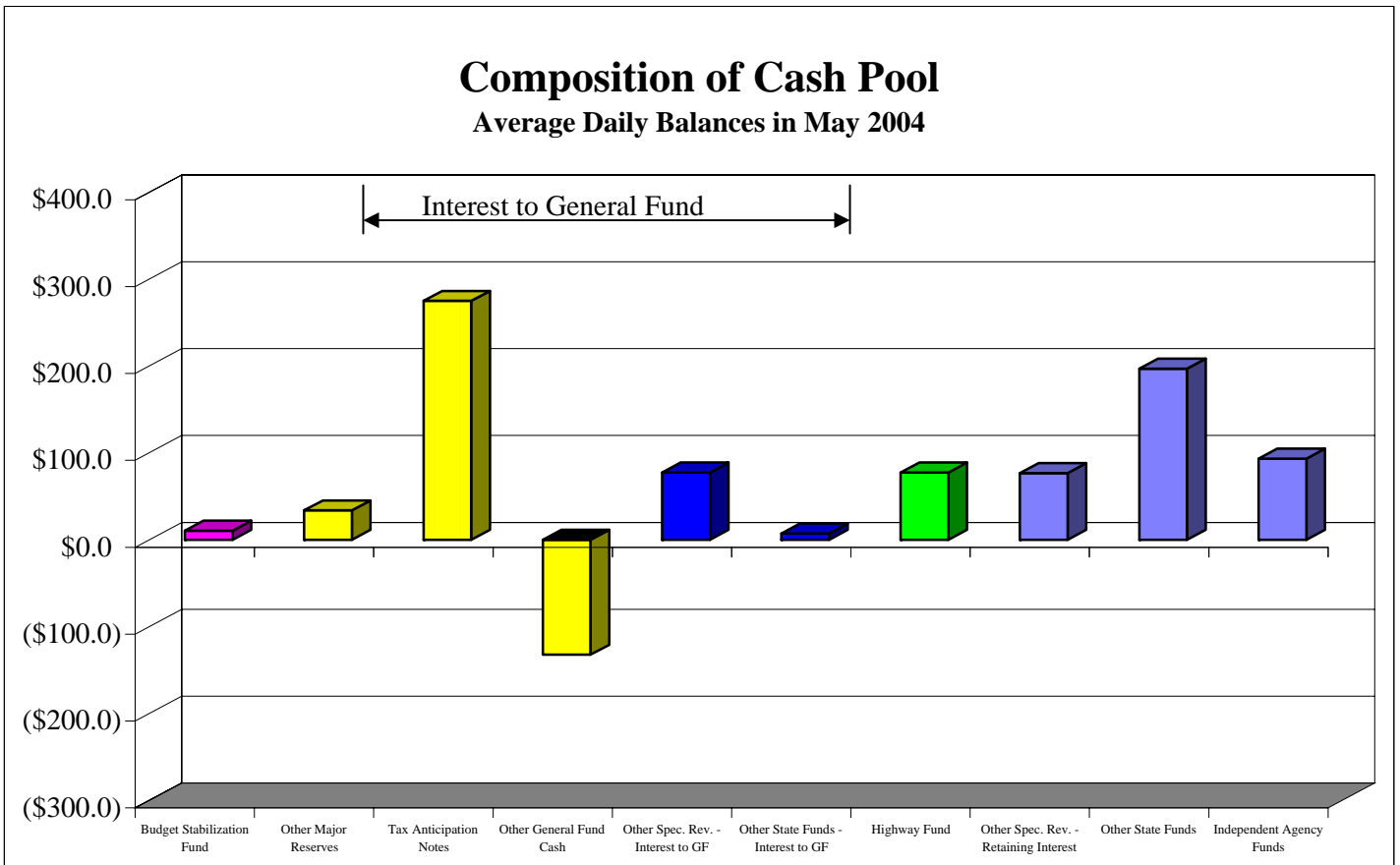
\* Includes Reserve for General Fund Operating Capital and Federal Relief Funds Reserve



## Composition of State's Cash Pool May 2004 Average Daily Balances

	May 2004
General Fund - Total	\$187,291,734
General Fund - Detail	
Budget Stabilization Fund (Rainy Day Fund)	\$10,640,560
Other Major Reserves *	\$33,842,639
Tax Anticipation Notes	\$275,000,000
General Fund - Other	(\$132,191,465)
Highway Fund	\$77,524,317
Other Special Revenue - Contributing to General Fund	\$77,421,220
Other Special Revenue - Retaining Interest Earned	\$76,786,271
Other State Funds - Contributing Interest to General Fund	\$7,254,322
Other State Funds	\$196,896,189
Independent Agency Funds	\$93,474,453
<b>Total Cash Pool</b>	<b>\$716,648,505</b>

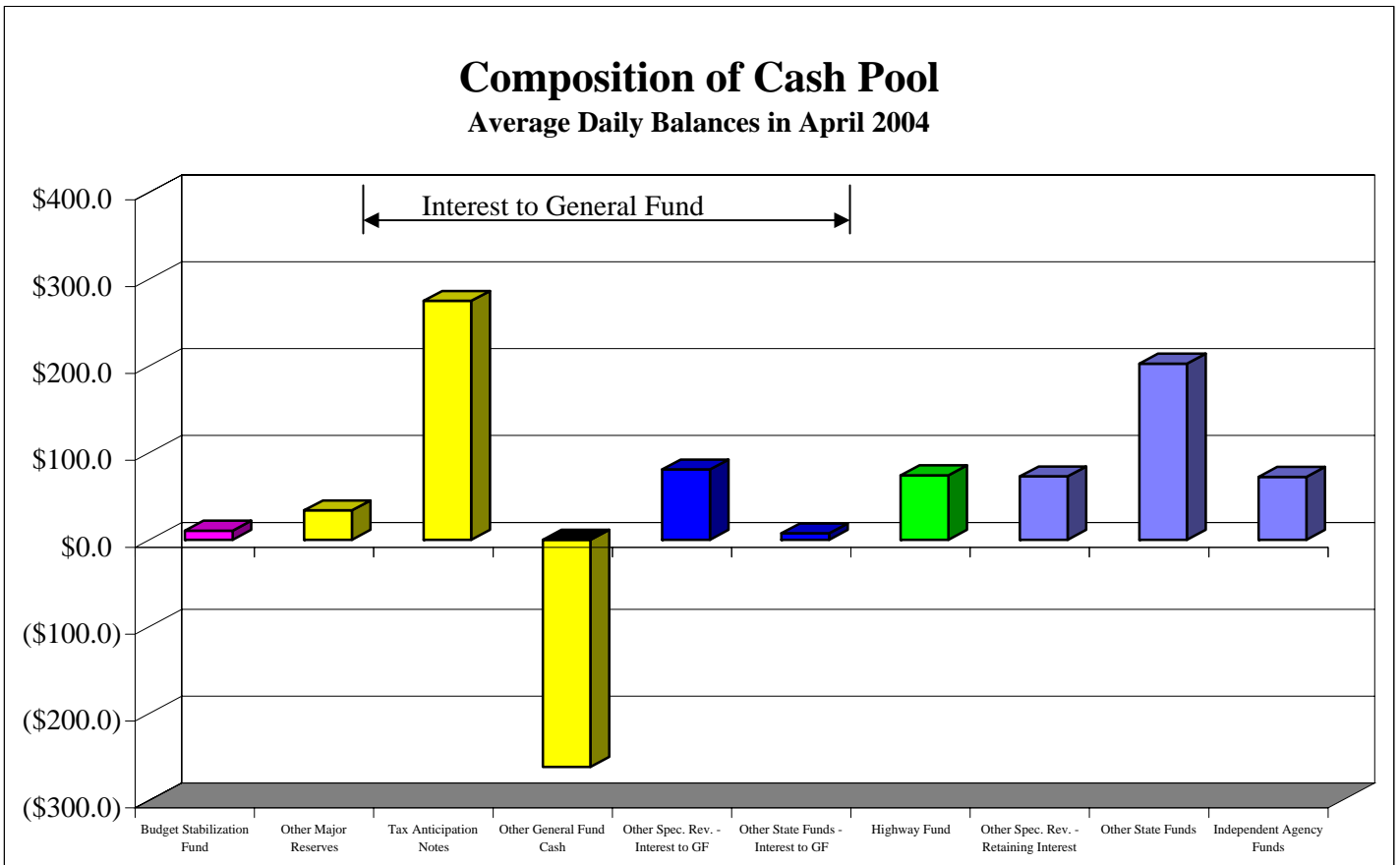
\* Includes Reserve for General Fund Operating Capital and Federal Relief Funds Reserve



## Composition of State's Cash Pool April 2004 Average Daily Balances

	April 2004
General Fund - Total	\$58,244,974
General Fund - Detail	
Budget Stabilization Fund (Rainy Day Fund)	\$10,626,750
Other Major Reserves *	\$33,842,639
Tax Anticipation Notes	\$275,000,000
General Fund - Other	(\$261,224,415)
Highway Fund	\$74,207,462
Other Special Revenue - Contributing to General Fund	\$80,931,957
Other Special Revenue - Retaining Interest Earned	\$72,967,713
Other State Funds - Contributing Interest to General Fund	\$7,466,302
Other State Funds	\$202,782,621
Independent Agency Funds	\$72,438,787
<b>Total Cash Pool</b>	<b>\$569,039,816</b>

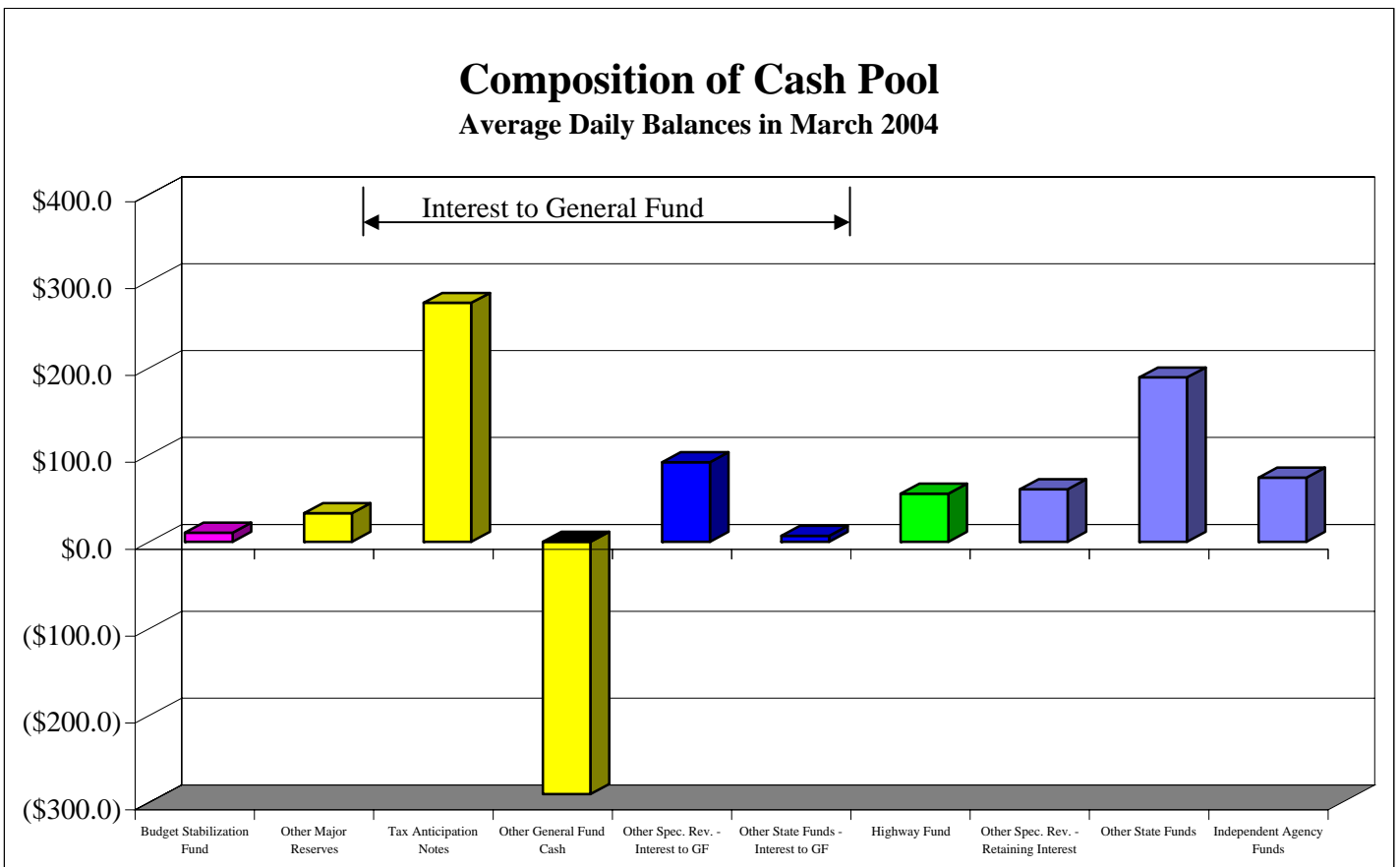
\* Includes Reserve for General Fund Operating Capital and Federal Relief Funds Reserve



## Composition of State's Cash Pool March 2004 Average Daily Balances

	March 2004
General Fund - Total	\$28,159,256
General Fund - Detail	
Budget Stabilization Fund (Rainy Day Fund)	\$10,615,334
Other Major Reserves *	\$32,904,692
Tax Anticipation Notes	\$275,000,000
General Fund - Other	(\$290,360,769)
Highway Fund	\$55,402,045
Other Special Revenue - Contributing to General Fund	\$91,644,963
Other Special Revenue - Retaining Interest Earned	\$60,399,726
Other State Funds - Contributing Interest to General Fund	\$6,951,054
Other State Funds	\$189,125,193
Independent Agency Funds	\$73,837,426
<b>Total Cash Pool</b>	<b>\$505,519,663</b>

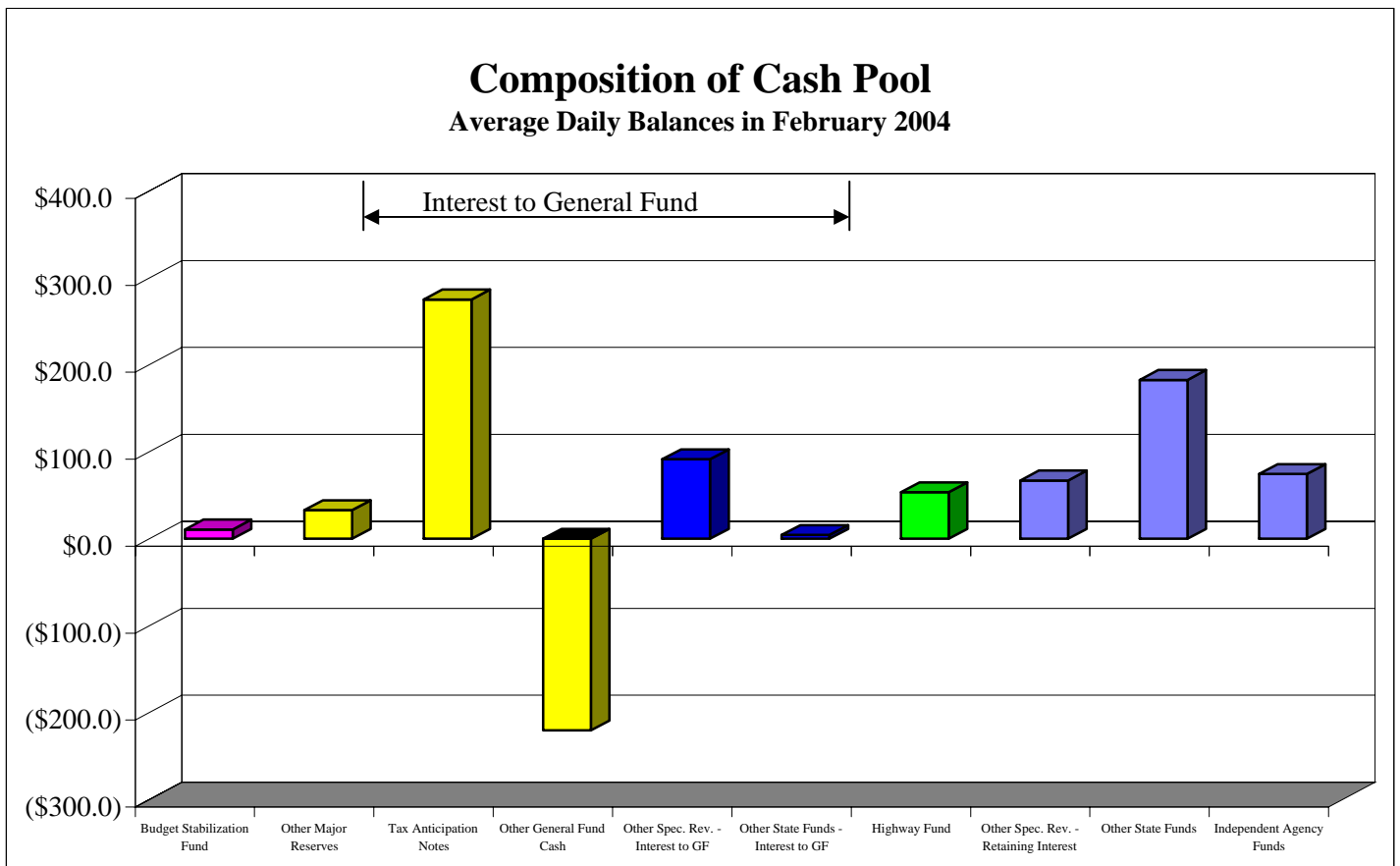
\* Includes Reserve for General Fund Operating Capital and Federal Relief Funds Reserve



## Composition of State's Cash Pool February 2004 Average Daily Balances

<b>February 2004</b>	
General Fund - Total	\$98,074,532
General Fund - Detail	
Budget Stabilization Fund (Rainy Day Fund)	\$10,605,472
Other Major Reserves *	\$32,904,692
Tax Anticipation Notes	\$275,000,000
General Fund - Other	(\$220,435,633)
Highway Fund	\$53,435,085
Other Special Revenue - Contributing to General Fund	\$91,423,687
Other Special Revenue - Retaining Interest Earned	\$67,049,231
Other State Funds - Contributing Interest to General Fund	\$4,326,140
Other State Funds	\$182,507,064
Independent Agency Funds	\$74,351,193
<b>Total Cash Pool</b>	<b>\$571,166,932</b>

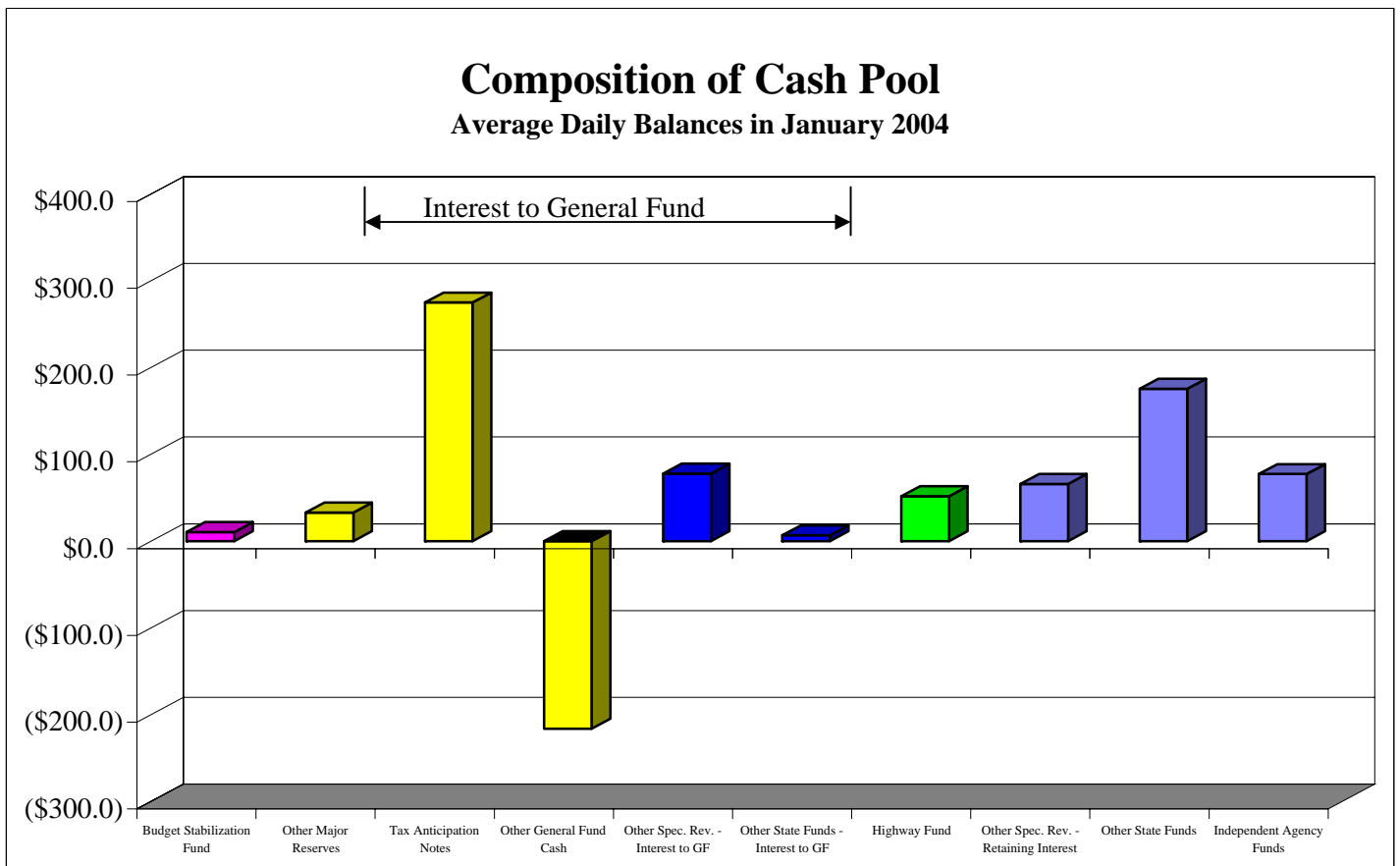
\* Includes Reserve for General Fund Operating Capital and Federal Relief Funds Reserve



## Composition of State's Cash Pool January 2004 Average Daily Balances

<b>January 2004</b>	
General Fund - Total	\$102,366,015
General Fund - Detail	
Budget Stabilization Fund (Rainy Day Fund)	\$10,594,357
Other Major Reserves *	\$32,904,692
Tax Anticipation Notes	\$275,000,000
General Fund - Other	(\$216,133,034)
Highway Fund	\$51,839,024
Other Special Revenue - Contributing to General Fund	\$77,806,385
Other Special Revenue - Retaining Interest Earned	\$65,947,919
Other State Funds - Contributing Interest to General Fund	\$6,703,668
Other State Funds	\$175,600,662
Independent Agency Funds	\$77,403,389
<b>Total Cash Pool</b>	<b>\$557,667,063</b>

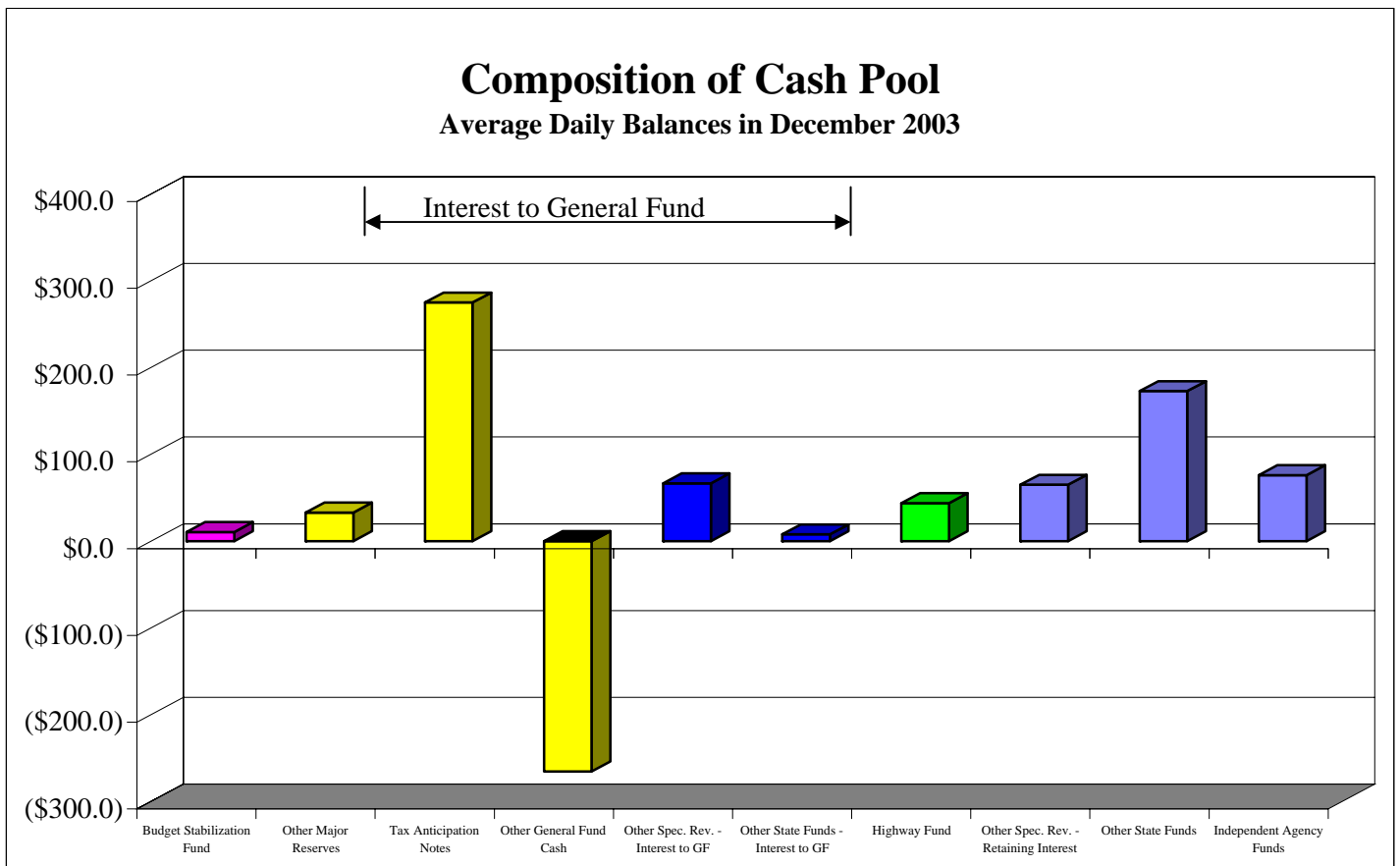
\* Includes Reserve for General Fund Operating Capital and Federal Relief Funds Reserve



## Composition of State's Cash Pool December 2003 Average Daily Balances

<b>December 2003</b>	
General Fund - Total	\$53,276,365
General Fund - Detail	
Budget Stabilization Fund (Rainy Day Fund)	\$10,581,666
Other Major Reserves *	\$32,904,692
Tax Anticipation Notes	\$275,000,000
General Fund - Other	(\$265,209,993)
Highway Fund	\$43,816,351
Other Special Revenue - Contributing to General Fund	\$66,614,177
Other Special Revenue - Retaining Interest Earned	\$64,934,120
Other State Funds - Contributing Interest to General Fund	\$7,795,002
Other State Funds	\$172,889,528
Independent Agency Funds	\$76,074,355
<b>Total Cash Pool</b>	<b>\$485,399,898</b>

\* Includes Reserve for General Fund Operating Capital and Federal Relief Funds Reserve

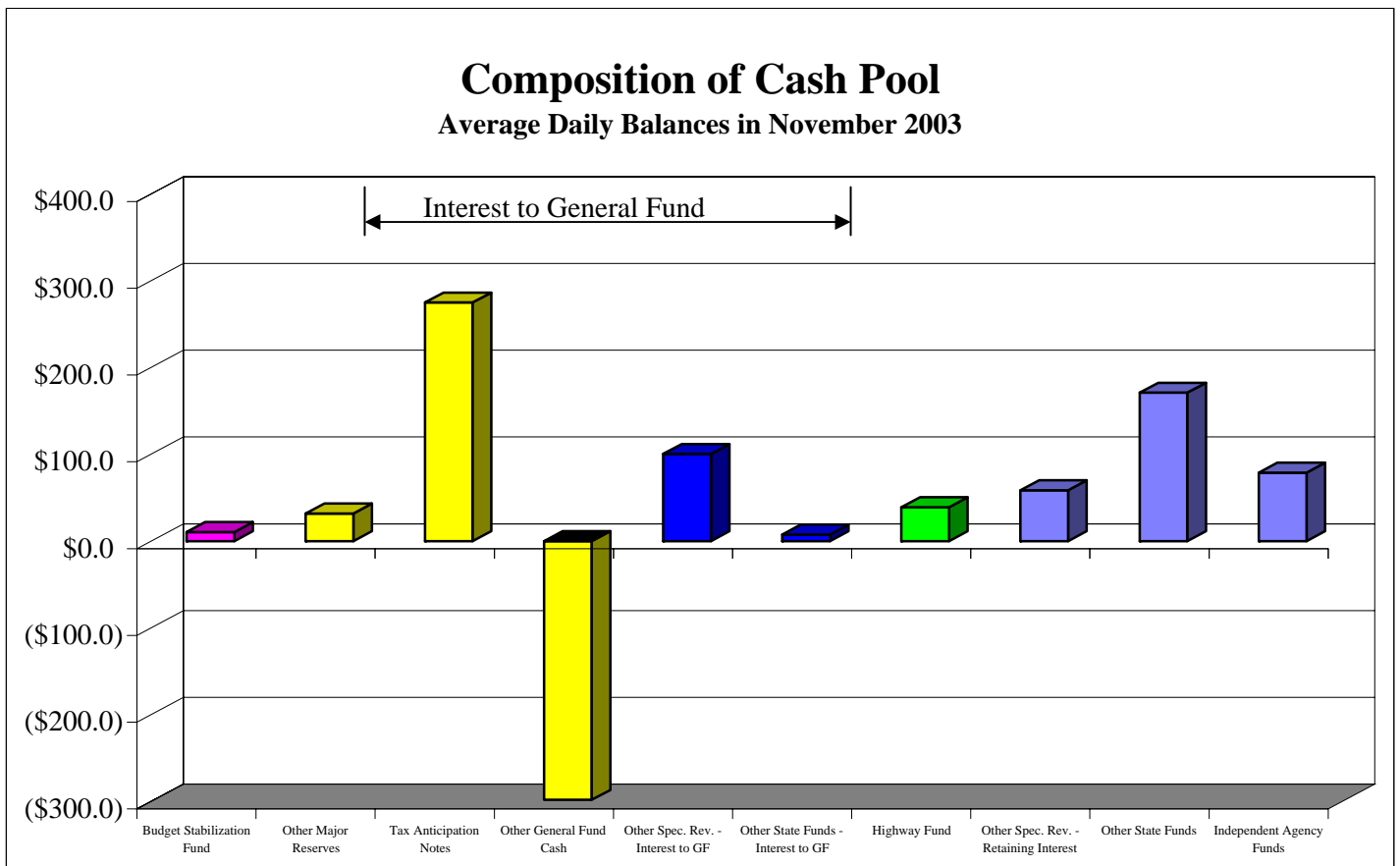




## Composition of State's Cash Pool November 2003 Average Daily Balances

<b>November 2003</b>	
General Fund - Total	\$19,439,262
General Fund - Detail	
Budget Stabilization Fund (Rainy Day Fund)	\$10,570,207
Other Major Reserves *	\$31,977,145
Tax Anticipation Notes	\$275,000,000
General Fund - Other	(\$298,108,091)
Highway Fund	\$39,099,600
Other Special Revenue - Contributing to General Fund	\$100,437,935
Other Special Revenue - Retaining Interest Earned	\$58,599,319
Other State Funds - Contributing Interest to General Fund	\$7,549,781
Other State Funds	\$171,114,394
Independent Agency Funds	\$78,928,510
<b>Total Cash Pool</b>	<b>\$475,168,800</b>

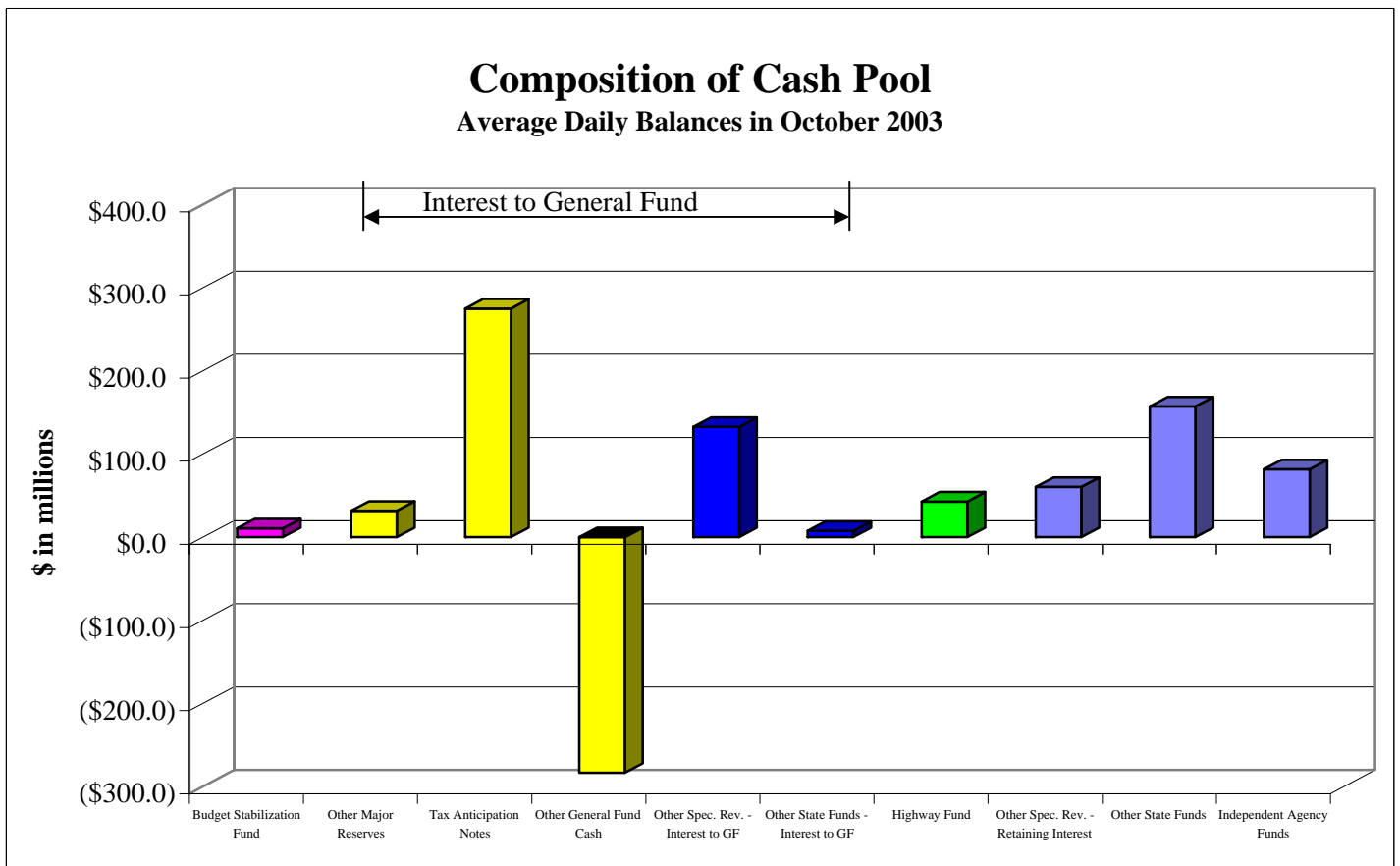
\* Includes Reserve for General Fund Operating Capital and Federal Relief Funds Reserve



## Composition of State's Cash Pool October 2003 Average Daily Balances

	October 2003
General Fund - Total	\$34,217,215
General Fund - Detail	
Budget Stabilization Fund (Rainy Day Fund)	\$10,557,625
Other Major Reserves *	\$31,977,145
Tax Anticipation Notes	\$275,000,000
General Fund - Other	(\$283,317,555)
Highway Fund	\$42,966,011
Other Special Revenue - Contributing to General Fund	\$132,914,402
Other Special Revenue - Retaining Interest Earned	\$60,553,221
Other State Funds - Contributing Interest to General Fund	\$7,532,071
Other State Funds	\$157,414,361
Independent Agency Funds	\$81,608,486
<b>Total Cash Pool</b>	<b>\$517,205,768</b>

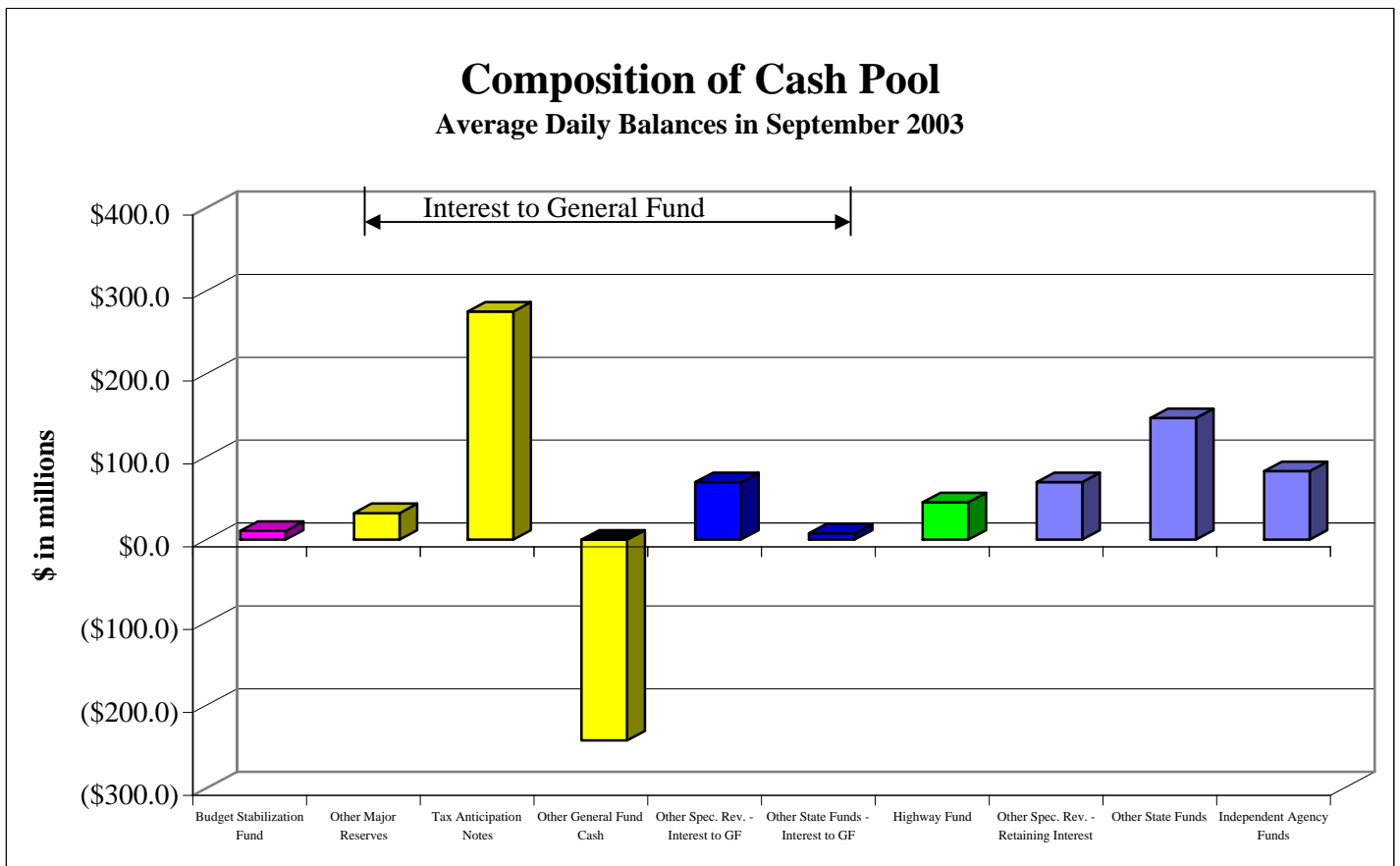
\* Includes Reserve for General Fund Operating Capital and Federal Relief Funds Reserve



## Composition of State's Cash Pool September 2003 Average Daily Balances

	September 2003
General Fund - Total	\$75,153,578
General Fund - Detail	
Budget Stabilization Fund (Rainy Day Fund)	\$10,545,710
Other Major Reserves *	\$31,977,145
Tax Anticipation Notes	\$275,000,000
General Fund - Other	(\$242,369,278)
Highway Fund	\$45,100,013
Other Special Revenue - Contributing to General Fund	\$69,258,565
Other Special Revenue - Retaining Interest Earned	\$69,479,369
Other State Funds - Contributing Interest to General Fund	\$7,737,506
Other State Funds	\$146,700,620
Independent Agency Funds	\$82,740,063
<b>Total Cash Pool</b>	<b>\$496,169,714</b>

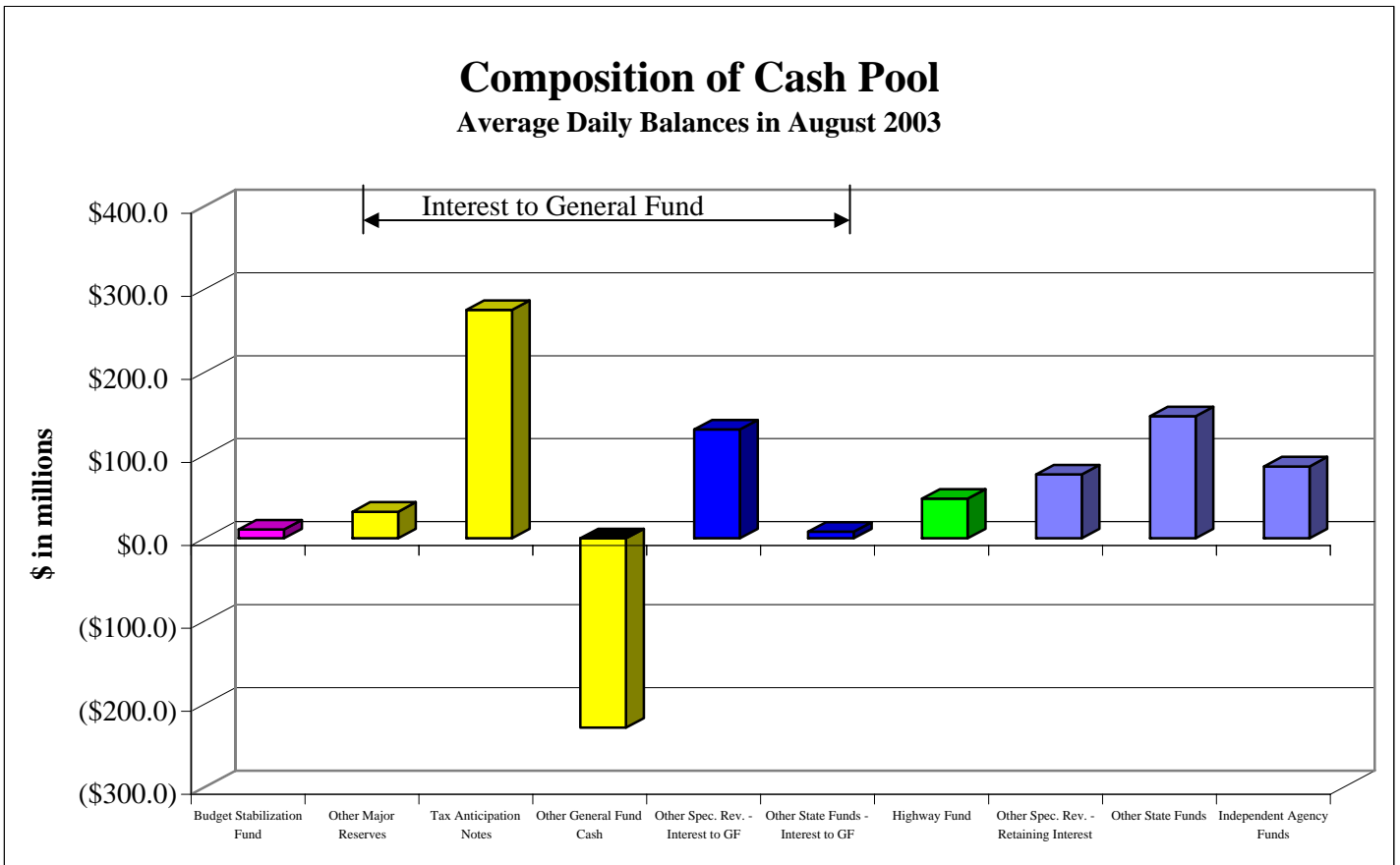
\* Includes Reserve for General Fund Operating Capital and Federal Relief Funds Reserve



## Composition of State's Cash Pool August 2003 Average Daily Balances

	August 2003
General Fund - Total	\$89,455,418
General Fund - Detail	
Budget Stabilization Fund (Rainy Day Fund)	\$10,546,485
Other Major Reserves *	\$31,977,145
Tax Anticipation Notes	\$275,000,000
General Fund - Other	(\$228,068,211)
Highway Fund	\$47,708,086
Other Special Revenue - Contributing to General Fund	\$131,156,332
Other Special Revenue - Retaining Interest Earned	\$76,876,448
Other State Funds - Contributing Interest to General Fund	\$7,996,759
Other State Funds	\$146,907,929
Independent Agency Funds	\$86,574,369
<b>Total Cash Pool</b>	<b>\$586,675,341</b>

\* Includes Reserve for General Fund Operating Capital and Federal Relief Funds Reserve



## Composition of State's Cash Pool July 2003 Average Daily Balances

	July 2003
General Fund - Total	\$72,882,860
General Fund - Detail	
Budget Stabilization Fund (Rainy Day Fund)	\$10,579,345
Other Major Reserves *	\$31,977,145
Tax Anticipation Notes	\$275,000,000
General Fund - Other	(\$244,673,630)
Highway Fund	\$47,212,332
Other Special Revenue - Contributing to General Fund	\$175,213,579
Other Special Revenue - Retaining Interest Earned	\$30,356,777
Other State Funds - Contributing Interest to General Fund	\$8,470,743
Other State Funds	\$142,963,770
Independent Agency Funds	\$85,200,370
<b>Total Cash Pool</b>	<b>\$562,300,431</b>

\* Includes Reserve for General Fund Operating Capital and Federal Relief Funds Reserve

